

**Onshore Grab Sample**

**Sample:** NA-03-MB  
**Sample Taken By:** J. Ladner  
**Sample Collected On:** 12/4/02  
**Splits?** N/A

**County:** Nassau  
**Latitude:** 30° 41' 54.0"  
**Longitude:** 81° 25' 43.5"  
**Datum:** WGS 84  
**Surf. Elev:** N/A  
**Datum:** N/A

**Fine Data Summary**

Total Sample Weight 45.599 grams  
Total Fines in Sample 0.124 grams  
Total Percent Fines 0.27 %

**Dry Sieving Summary**

Total Sample Weight 44.430 grams  
Total Digested Weight 42.004 grams  
Total Carbonate Weight 2.426 grams  
Total Silica % 94.54 %  
Total Carbonate % 5.46 %  
Carbonate/Silica Ratio 0.058

**General Comments:**

Post-Digestion: -1.25 through -1.00 phi are Organics Only

**Description**

Worked By: C. Fischler  
Reviewed and Edited By: M. Ladle

# Pre-Digestion Grain Size Distribution

Onshore Grab Sample

Sample: NA-03-MB

Total Sample Mass: 44.430 grams

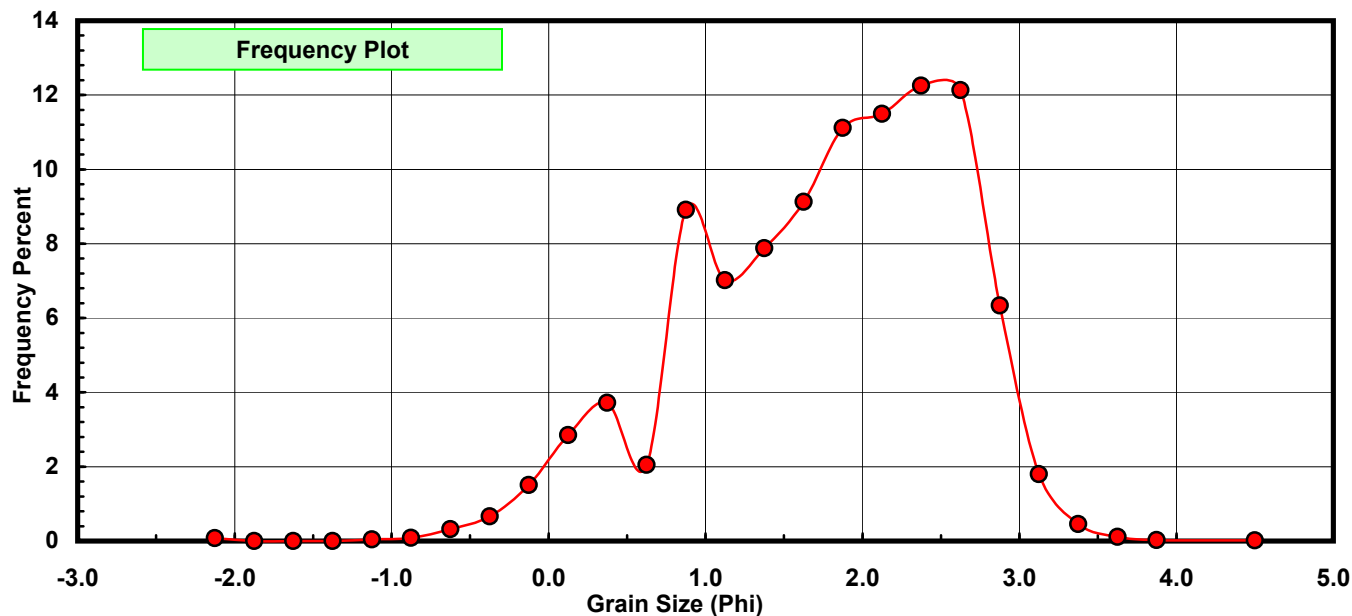
Sieve Size (phi)	Sieve Midpt (phi)	Weight (grams)	Freq Weight %	Cumulative Weight %
-2.00	-2.125	0.035	0.079	0.079
-1.75	-1.875	0.000	0.000	0.079
-1.50	-1.625	0.000	0.000	0.079
-1.25	-1.375	0.000	0.000	0.079
-1.00	-1.125	0.021	0.047	0.126
-0.75	-0.875	0.040	0.090	0.216
-0.50	-0.625	0.140	0.315	0.531
-0.25	-0.375	0.293	0.659	1.191
0.00	-0.125	0.669	1.506	2.696
0.25	0.125	1.267	2.852	5.548
0.50	0.375	1.653	3.720	9.269
0.75	0.625	0.911	2.050	11.319
1.00	0.875	3.960	8.913	20.232
1.25	1.125	3.118	7.018	27.250
1.50	1.375	3.499	7.875	35.125
1.75	1.625	4.056	9.129	44.254
2.00	1.875	4.940	11.119	55.372
2.25	2.125	5.106	11.492	66.865
2.50	2.375	5.442	12.248	79.113
2.75	2.625	5.391	12.134	91.247
3.00	2.875	2.817	6.340	97.587
3.25	3.125	0.799	1.798	99.386
3.50	3.375	0.204	0.459	99.845
3.75	3.625	0.049	0.110	99.955
4.00	3.875	0.012	0.027	99.982
5.00	4.500	0.008	0.018	100.000

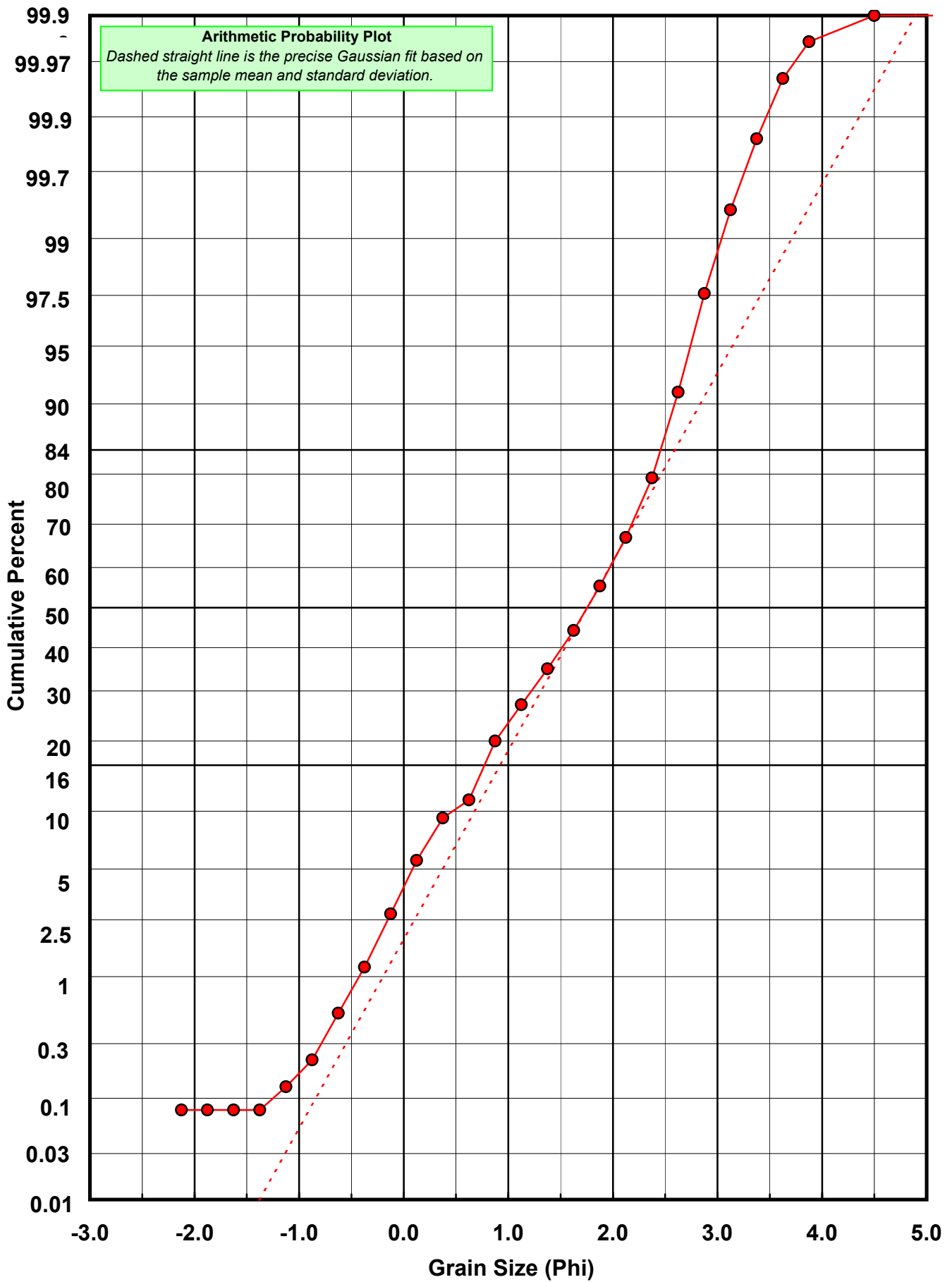
Statistical Results			
Mean:	1.7565	phi	(0.296 mm)
Standard Dev:	0.8424	phi-units	(0.5577 mm)
Skewness:	-0.5705	dimensionless	
Kurtosis:	2.9068	dimensionless	
5th Moment:	-4.8566	dimensionless	
6th Moment:	18.7359	dimensionless	
RARD *	0.4796	dimensionless	
Median	1.7542	phi	(0.2964 mm)

\* RARD = reciprocal absolute relative dispersion (see below)

Statistical Explanation
Calculations based on the Method of Moments
Skewness: 3rd Stand. Moment; Exact Gaussian = 0.0
Kurtosis: 4th Stand. Moment; Exact Gaussian = 3.0
For Further Explanation, See Calculation Sheets
Millimeter data calculated by $mm = 2^{(-phi)}$

Reciprocal Absolute Relative Dispersion (RARD) Scale	
< 0.5	Excellent homogeneity (e.g., beaches)
0.5 to 1.0	Good homogeneity
1.0 to 1.33	Fair homogeneity
> 1.33	Poor homogeneity (e.g., glacial)





# Carbonate Grain Size Distribution

Onshore Grab Sample

Sample: NA-03-MB

Total Carbonate Mass: 3.183 grams

% Carbonate: 5.5 %

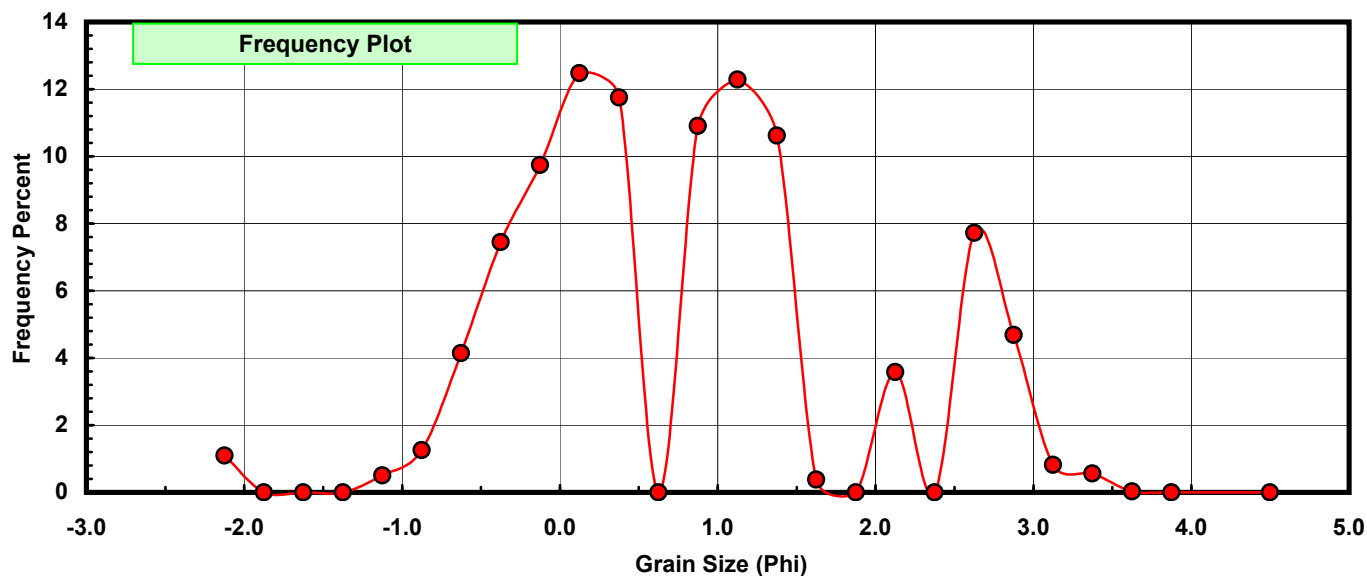
Sieve Size (phi)	Sieve Midpt (phi)	Weight (grams)	Freq Weight %	Cumulative Weight %
-2.00	-2.125	0.035	1.100	1.100
-1.75	-1.875	0.000	0.000	1.100
-1.50	-1.625	0.000	0.000	1.100
-1.25	-1.375	0.000	0.000	1.100
-1.00	-1.125	0.016	0.503	1.602
-0.75	-0.875	0.040	1.257	2.859
-0.50	-0.625	0.132	4.147	7.006
-0.25	-0.375	0.237	7.446	14.452
0.00	-0.125	0.310	9.739	24.191
0.25	0.125	0.397	12.473	36.664
0.50	0.375	0.374	11.750	48.413
0.75	0.625	0.000	0.000	48.413
1.00	0.875	0.347	10.902	59.315
1.25	1.125	0.391	12.284	71.599
1.50	1.375	0.338	10.619	82.218
1.75	1.625	0.012	0.377	82.595
2.00	1.875	0.000	0.000	82.595
2.25	2.125	0.114	3.582	86.177
2.50	2.375	0.000	0.000	86.177
2.75	2.625	0.246	7.729	93.905
3.00	2.875	0.149	4.681	98.586
3.25	3.125	0.026	0.817	99.403
3.50	3.375	0.018	0.566	99.969
3.75	3.625	0.001	0.031	100.000
4.00	3.875	0.000	0.000	100.000
5.00	4.500	0.000	0.000	100.000

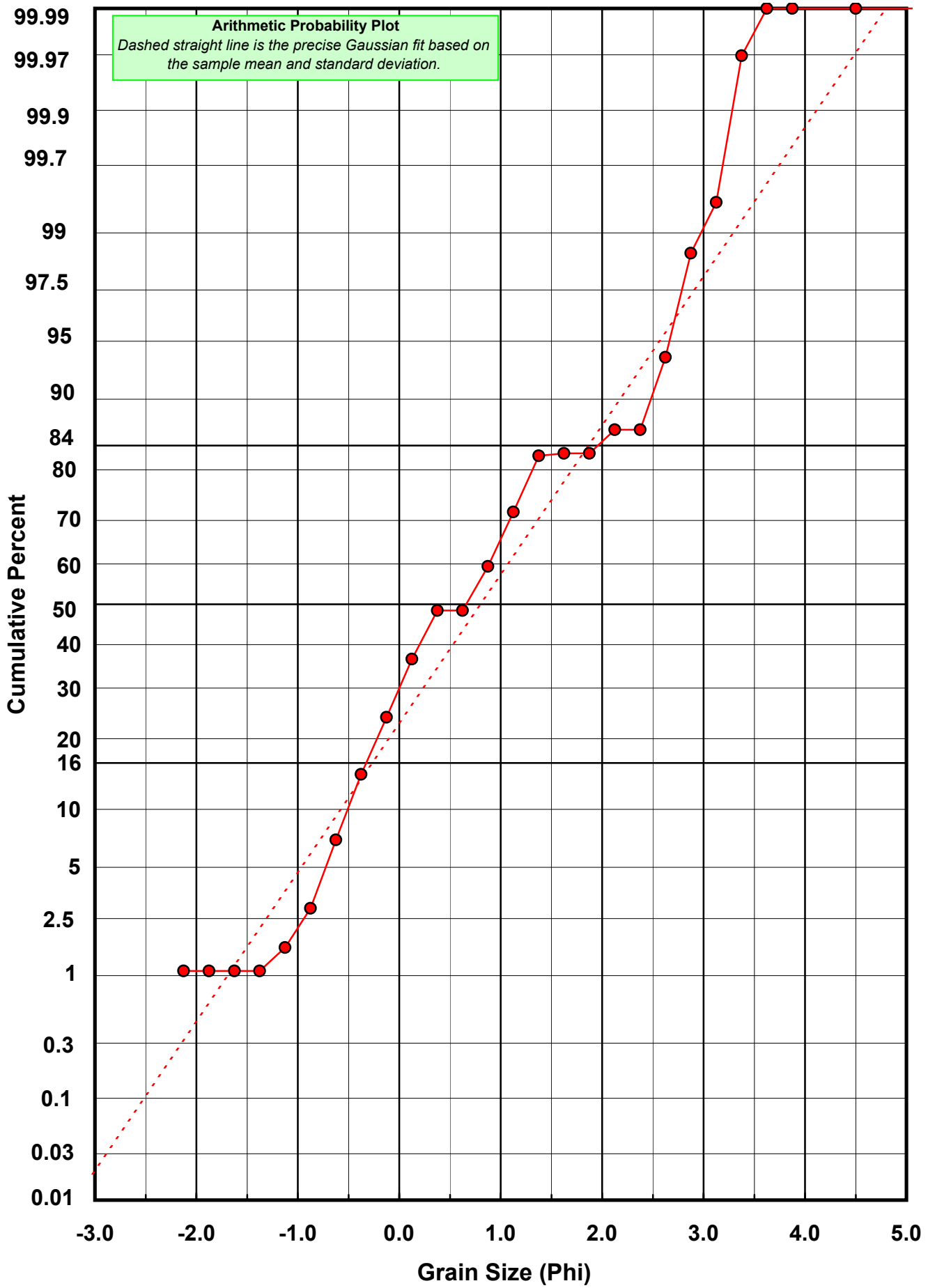
Statistical Results			
Mean:	0.7987	phi	(0.5749 mm)
Standard Dev:	1.0741	phi-units	(0.475 mm)
Skewness:	0.3821	dimensionless	
Kurtosis:	2.8155	dimensionless	
5th Moment:	1.1534	dimensionless	
6th Moment:	11.6846	dimensionless	
RARD *	1.3448	dimensionless	
Median	0.6614	phi	(0.6323 mm)

\* RARD = reciprocal absolute relative dispersion (see below)

Statistical Explanation	
Calculations based on the Method of Moments	
Skewness: 3rd Stand. Moment; Exact Gaussian = 0.0	
Kurtosis: 4th Stand. Moment; Exact Gaussian = 3.0	
For Further Explanation, See Calculation Sheets	
Millimeter data calculated by $mm = 2^{(-phi)}$	

Reciprocal Absolute Relative Dispersion (RARD) Scale	
< 0.5	Excellent homogeneity (e.g., beaches)
0.5 to 1.0	Good homogeneity
1.0 to 1.33	Fair homogeneity
> 1.33	Poor homogeneity (e.g., glacial)





# Post-Digestion Grain Size Distribution

Onshore Grab Sample

Sample: NA-03-MB

Total Digested Mass: 41.996 grams

% Silica: 94.5 %

Sieve Size (phi)	Sieve Midpt (phi)	Weight (grams)	Freq Weight %	Cumulative Weight %
-2.00	-2.125	0.000	0.000	0.000
-1.75	-1.875	0.000	0.000	0.000
-1.50	-1.625	0.000	0.000	0.000
-1.25	-1.375	0.005	0.012	0.012
-1.00	-1.125	0.005	0.012	0.024
-0.75	-0.875	0.000	0.000	0.024
-0.50	-0.625	0.008	0.019	0.043
-0.25	-0.375	0.056	0.133	0.176
0.00	-0.125	0.359	0.855	1.031
0.25	0.125	0.870	2.072	3.103
0.50	0.375	1.279	3.046	6.148
0.75	0.625	1.564	3.724	9.872
1.00	0.875	3.613	8.603	18.476
1.25	1.125	2.727	6.493	24.969
1.50	1.375	3.161	7.527	32.496
1.75	1.625	4.044	9.629	42.125
2.00	1.875	5.026	11.968	54.093
2.25	2.125	4.992	11.887	65.980
2.50	2.375	5.452	12.982	78.962
2.75	2.625	5.145	12.251	91.213
3.00	2.875	2.668	6.353	97.566
3.25	3.125	0.773	1.841	99.407
3.50	3.375	0.186	0.443	99.850
3.75	3.625	0.048	0.114	99.964
4.00	3.875	0.015	0.036	100.000
5.00	4.500	0.000	0.000	100.000

Statistical Results			
Mean:	1.8112	phi	(0.285 mm)
Standard Dev:	0.7800	phi-units	(0.5824 mm)
Skewness:	-0.4264	dimensionless	
Kurtosis:	2.4410	dimensionless	
5th Moment:	-2.5618	dimensionless	
6th Moment:	9.5911	dimensionless	
RARD *	0.4307	dimensionless	
Median	1.7895	phi	(0.2893 mm)

\* RARD = reciprocal absolute relative dispersion (see below)

Statistical Explanation	
Calculations based on the Method of Moments	
Skewness: 3rd Stand. Moment; Exact Gaussian = 0.0	
Kurtosis: 4th Stand. Moment; Exact Gaussian = 3.0	
For Further Explanation, See Calculation Sheets	
Millimeter data calculated by $mm = 2^{(-phi)}$	

Reciprocal Absolute Relative Dispersion (RARD) Scale	
< 0.5	Excellent homogeneity (e.g., beaches)
0.5 to 1.0	Good homogeneity
1.0 to 1.33	Fair homogeneity
> 1.33	Poor homogeneity (e.g., glacial)

