

**Onshore Grab Sample**

**Sample:** NA-02-BB  
**Sample Taken By:** J. Ladner  
**Sample Collected On:** 12/4/02  
**Splits?** N/A

**County:** Nassau  
**Latitude:** 30° 41' 46.2"  
**Longitude:** 81° 25' 38.9"  
**Datum:** WGS 84  
**Surf. Elev:** N/A  
**Datum:** N/A

**Fine Data Summary**

Total Sample Weight 49.76 grams  
Total Fines in Sample 0.011 grams  
Total Percent Fines 0.02 %

**Dry Sieving Summary**

Total Sample Weight 49.830 grams  
Total Digested Weight 48.402 grams  
Total Carbonate Weight 1.428 grams  
Total Silica % 97.13 %  
Total Carbonate % 2.87 %  
Carbonate/Silica Ratio 0.030

**General Comments:**

Pre-Digestion: -2.00, -1.25 through -0.50 are Organics Only. Post-Digestion: -1.25 is Organics Only.

**Description**

Worked By: C. Fischler  
Reviewed and Edited By: M. Ladle

# Pre-Digestion Grain Size Distribution

Onshore Grab Sample

Sample: NA-02-BB

Total Sample Mass: 49.830 grams

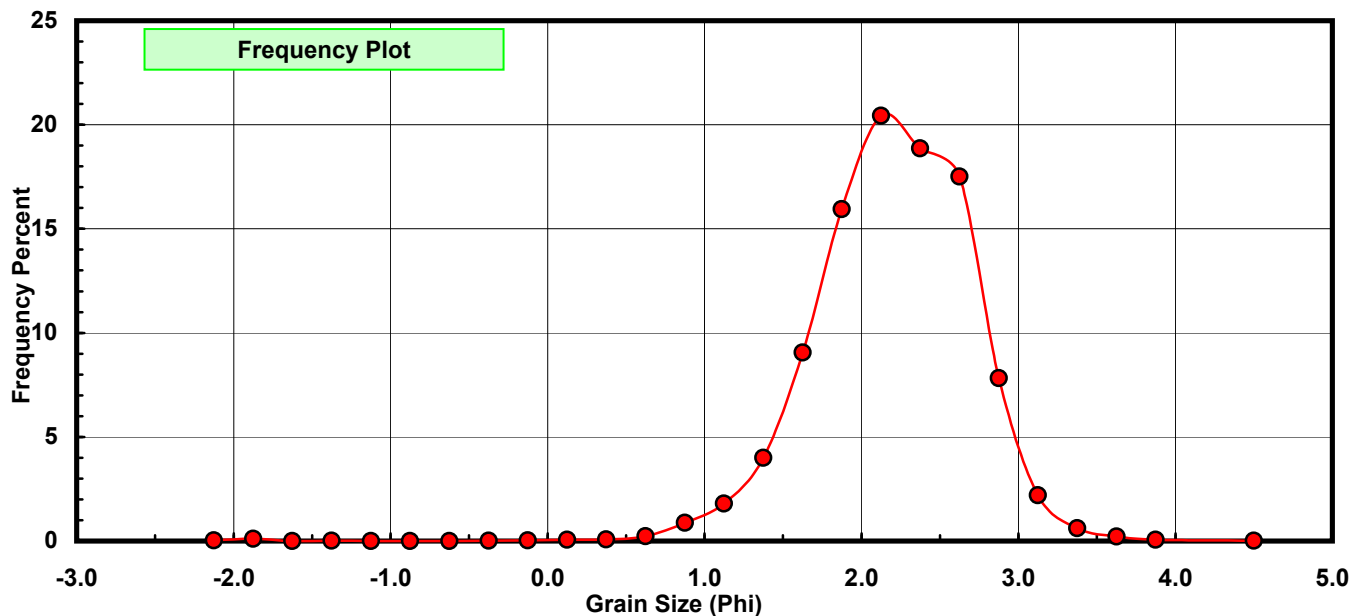
Sieve Size (phi)	Sieve Midpt (phi)	Weight (grams)	Freq Weight %	Cumulative Weight %
-2.00	-2.125	0.017	0.034	0.034
-1.75	-1.875	0.050	0.100	0.134
-1.50	-1.625	0.000	0.000	0.134
-1.25	-1.375	0.006	0.012	0.146
-1.00	-1.125	0.003	0.006	0.153
-0.75	-0.875	0.000	0.000	0.153
-0.50	-0.625	0.002	0.004	0.157
-0.25	-0.375	0.008	0.016	0.173
0.00	-0.125	0.015	0.030	0.203
0.25	0.125	0.034	0.068	0.271
0.50	0.375	0.040	0.080	0.351
0.75	0.625	0.112	0.225	0.576
1.00	0.875	0.435	0.873	1.449
1.25	1.125	0.894	1.794	3.243
1.50	1.375	1.990	3.994	7.237
1.75	1.625	4.510	9.051	16.287
2.00	1.875	7.948	15.950	32.238
2.25	2.125	10.180	20.429	52.667
2.50	2.375	9.402	18.868	71.535
2.75	2.625	8.730	17.520	89.055
3.00	2.875	3.898	7.823	96.877
3.25	3.125	1.099	2.205	99.083
3.50	3.375	0.307	0.616	99.699
3.75	3.625	0.111	0.223	99.922
4.00	3.875	0.031	0.062	99.984
5.00	4.500	0.008	0.016	100.000

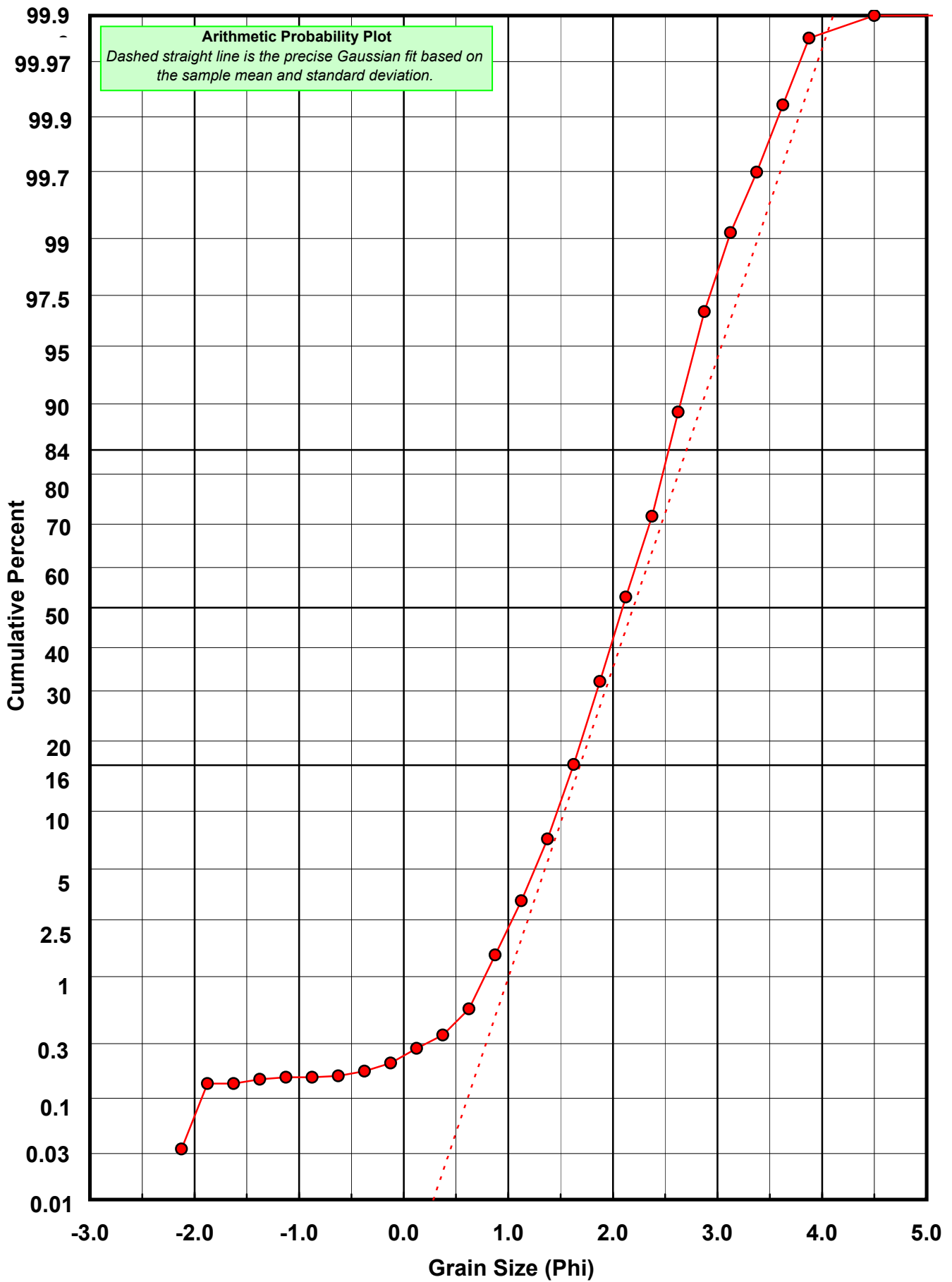
Statistical Results			
Mean:	2.1957	phi	(0.2183 mm)
Standard Dev:	0.5133	phi-units	(0.7006 mm)
Skewness:	-1.0380	dimensionless	
Kurtosis:	9.1773	dimensionless	
5th Moment:	-52.8378	dimensionless	
6th Moment:	420.3589	dimensionless	
RARD *	0.2338	dimensionless	
Median	2.0924	phi	(0.2345 mm)

\* RARD = reciprocal absolute relative dispersion (see below)

Statistical Explanation
Calculations based on the Method of Moments
Skewness: 3rd Stand. Moment; Exact Gaussian = 0.0
Kurtosis: 4th Stand. Moment; Exact Gaussian = 3.0
For Further Explanation, See Calculation Sheets
Millimeter data calculated by $mm = 2^{(-phi)}$

Reciprocal Absolute Relative Dispersion (RARD) Scale	
< 0.5	Excellent homogeneity (e.g., beaches)
0.5 to 1.0	Good homogeneity
1.0 to 1.33	Fair homogeneity
> 1.33	Poor homogeneity (e.g., glacial)





# Carbonate Grain Size Distribution

Onshore Grab Sample

Sample: NA-02-BB

Total Carbonate Mass: 1.693 grams

% Carbonate: 2.9 %

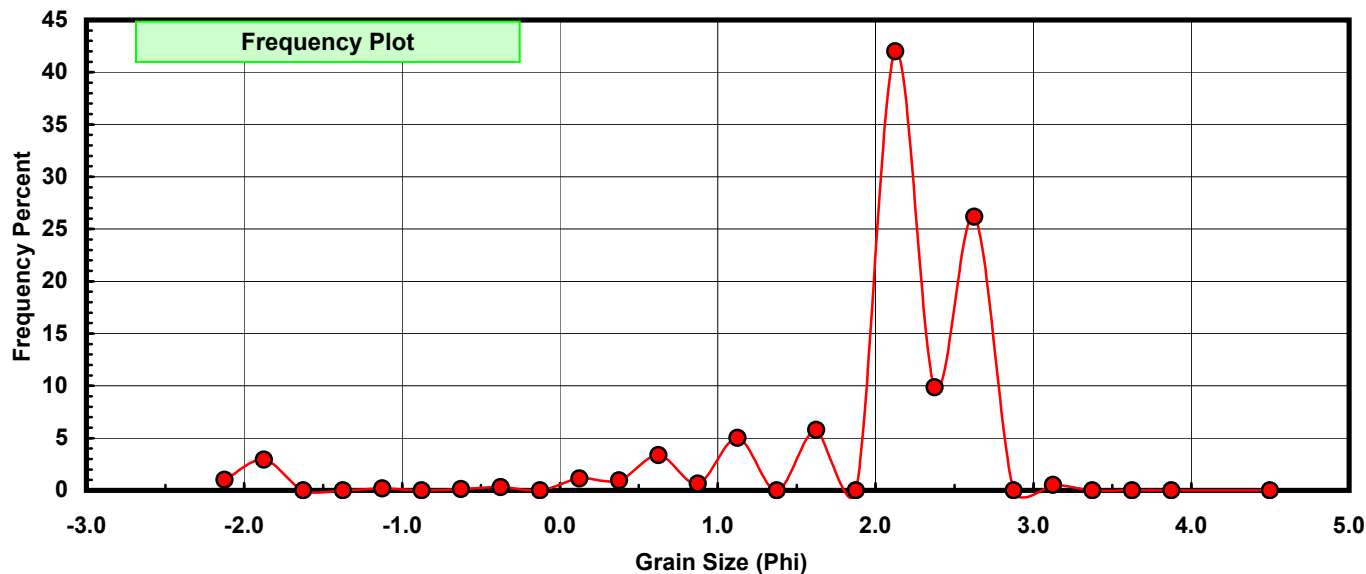
Sieve Size (phi)	Sieve Midpt (phi)	Weight (grams)	Freq Weight %	Cumulative Weight %
-2.00	-2.125	0.017	1.004	1.004
-1.75	-1.875	0.050	2.953	3.957
-1.50	-1.625	0.000	0.000	3.957
-1.25	-1.375	0.000	0.000	3.957
-1.00	-1.125	0.003	0.177	4.135
-0.75	-0.875	0.000	0.000	4.135
-0.50	-0.625	0.002	0.118	4.253
-0.25	-0.375	0.005	0.295	4.548
0.00	-0.125	0.000	0.000	4.548
0.25	0.125	0.019	1.122	5.670
0.50	0.375	0.016	0.945	6.615
0.75	0.625	0.057	3.367	9.982
1.00	0.875	0.011	0.650	10.632
1.25	1.125	0.085	5.021	15.653
1.50	1.375	0.000	0.000	15.653
1.75	1.625	0.098	5.789	21.441
2.00	1.875	0.000	0.000	21.441
2.25	2.125	0.711	41.996	63.438
2.50	2.375	0.167	9.864	73.302
2.75	2.625	0.443	26.167	99.468
3.00	2.875	0.000	0.000	99.468
3.25	3.125	0.009	0.532	100.000
3.50	3.375	0.000	0.000	100.000
3.75	3.625	0.000	0.000	100.000
4.00	3.875	0.000	0.000	100.000
5.00	4.500	0.000	0.000	100.000

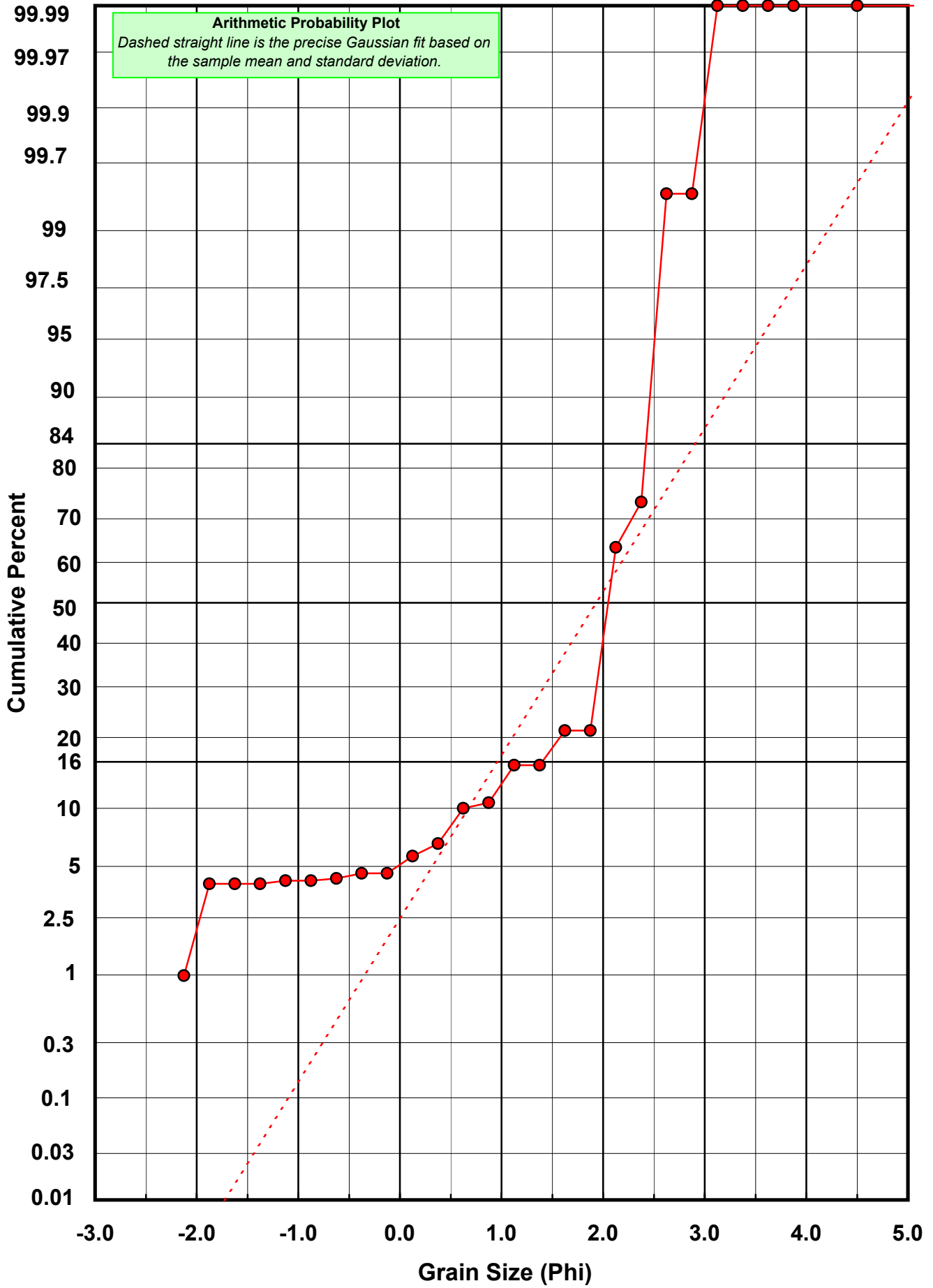
Statistical Results			
Mean:	1.9319	phi	(0.2621 mm)
Standard Dev:	0.9818	phi-units	(0.5063 mm)
Skewness:	-2.6532	dimensionless	
Kurtosis:	10.3193	dimensionless	
5th Moment:	-39.2802	dimensionless	
6th Moment:	153.6269	dimensionless	
RARD *	0.5082	dimensionless	
Median	2.0450	phi	(0.2423 mm)

\* RARD = reciprocal absolute relative dispersion (see below)

Statistical Explanation	
Calculations based on the Method of Moments	
Skewness: 3rd Stand. Moment; Exact Gaussian = 0.0	
Kurtosis: 4th Stand. Moment; Exact Gaussian = 3.0	
For Further Explanation, See Calculation Sheets	
Millimeter data calculated by $mm = 2^{(-phi)}$	

Reciprocal Absolute Relative Dispersion (RARD) Scale	
< 0.5	Excellent homogeneity (e.g., beaches)
0.5 to 1.0	Good homogeneity
1.0 to 1.33	Fair homogeneity
> 1.33	Poor homogeneity (e.g., glacial)





# Post-Digestion Grain Size Distribution

Onshore Grab Sample

Sample: NA-02-BB

Total Digested Mass: 48.389 grams

% Silica: 97.1 %

Sieve Size (phi)	Sieve Midpt (phi)	Weight (grams)	Freq Weight %	Cumulative Weight %
-2.00	-2.125	0.000	0.000	0.000
-1.75	-1.875	0.000	0.000	0.000
-1.50	-1.625	0.000	0.000	0.000
-1.25	-1.375	0.007	0.014	0.014
-1.00	-1.125	0.000	0.000	0.014
-0.75	-0.875	0.001	0.002	0.017
-0.50	-0.625	0.000	0.000	0.017
-0.25	-0.375	0.003	0.006	0.023
0.00	-0.125	0.016	0.033	0.056
0.25	0.125	0.015	0.031	0.087
0.50	0.375	0.024	0.050	0.136
0.75	0.625	0.055	0.114	0.250
1.00	0.875	0.424	0.876	1.126
1.25	1.125	0.809	1.672	2.798
1.50	1.375	2.000	4.133	6.931
1.75	1.625	4.412	9.118	16.049
2.00	1.875	8.152	16.847	32.896
2.25	2.125	9.469	19.568	52.464
2.50	2.375	9.235	19.085	71.549
2.75	2.625	8.287	17.126	88.675
3.00	2.875	3.924	8.109	96.784
3.25	3.125	1.090	2.253	99.037
3.50	3.375	0.311	0.643	99.680
3.75	3.625	0.116	0.240	99.919
4.00	3.875	0.039	0.081	100.000
5.00	4.500	0.000	0.000	100.000

Statistical Results			
Mean:	2.2037	phi	(0.2171 mm)
Standard Dev:	0.4856	phi-units	(0.7142 mm)
Skewness:	-0.3093	dimensionless	
Kurtosis:	3.7561	dimensionless	
5th Moment:	-6.4372	dimensionless	
6th Moment:	48.3920	dimensionless	
RARD *	0.2203	dimensionless	
Median	2.0935	phi	(0.2343 mm)

\* RARD = reciprocal absolute relative dispersion (see below)

Statistical Explanation
Calculations based on the Method of Moments
Skewness: 3rd Stand. Moment; Exact Gaussian = 0.0
Kurtosis: 4th Stand. Moment; Exact Gaussian = 3.0
For Further Explanation, See Calculation Sheets
Millimeter data calculated by $mm = 2^{(-phi)}$

Reciprocal Absolute Relative Dispersion (RARD) Scale	
< 0.5	Excellent homogeneity (e.g., beaches)
0.5 to 1.0	Good homogeneity
1.0 to 1.33	Fair homogeneity
> 1.33	Poor homogeneity (e.g., glacial)

