

Onshore Grab Sample

Sample: NA-01-MB
Sample Taken By: J. Ladner
Sample Collected On: 12/3/02
Splits? N/A

County: Nasau
Latitude: 30° 42' 4.2"
Longitude: 81° 25' 55.6"
Datum: WGS 84
Surf. Elev: N/A
Datum: N/A

Fine Data Summary

Total Sample Weight	50.117 grams
Total Fines in Sample	0.077 grams
Total Percent Fines	0.15 %

Dry Sieving Summary

Total Sample Weight	50.066 grams
Total Digested Weight	36.992 grams
Total Carbonate Weight	13.074 grams
Total Silica %	73.89 %
Total Carbonate %	26.11 %
Carbonate/Silica Ratio	0.353

General Comments:

None

Description

Worked By: C. Fischler
Reviewed and Edited By: M. Ladle

Pre-Digestion Grain Size Distribution

Onshore Grab Sample

Sample: NA-01-MB

Total Sample Mass: 50.066 grams

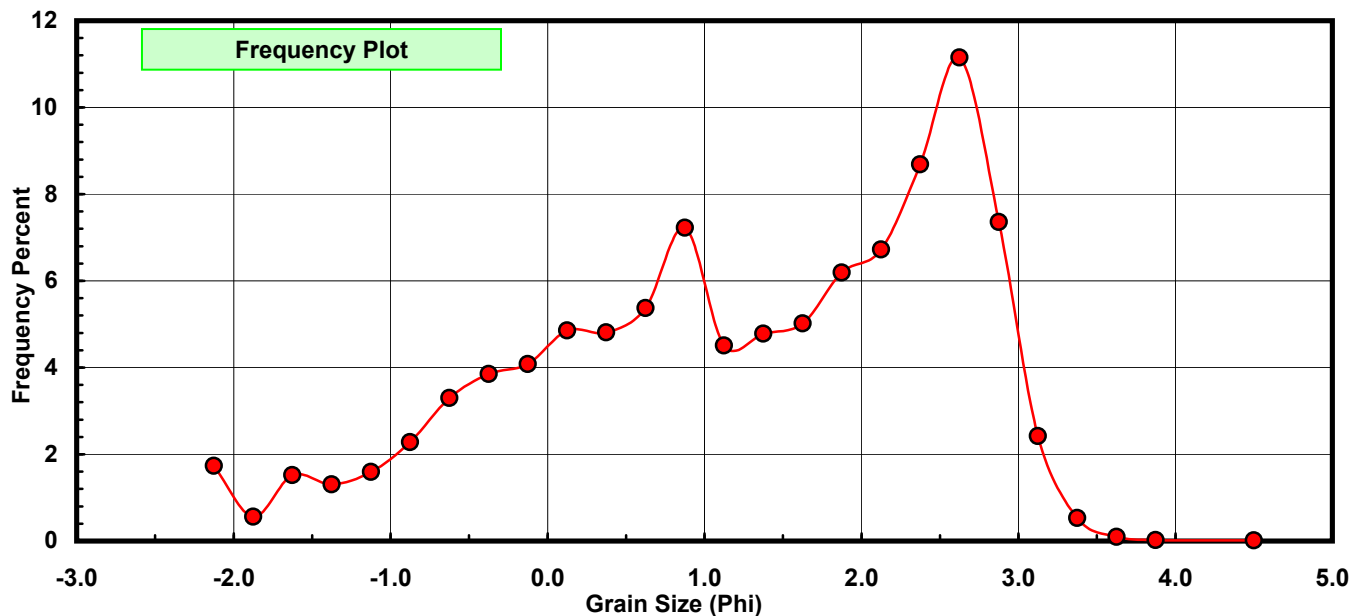
Sieve Size (phi)	Sieve Midpt (phi)	Weight (grams)	Freq Weight %	Cumulative Weight %
-2.00	-2.125	0.869	1.736	1.736
-1.75	-1.875	0.282	0.563	2.299
-1.50	-1.625	0.762	1.522	3.821
-1.25	-1.375	0.655	1.308	5.129
-1.00	-1.125	0.798	1.594	6.723
-0.75	-0.875	1.143	2.283	9.006
-0.50	-0.625	1.652	3.300	12.306
-0.25	-0.375	1.930	3.855	16.161
0.00	-0.125	2.045	4.085	20.245
0.25	0.125	2.431	4.856	25.101
0.50	0.375	2.410	4.814	29.915
0.75	0.625	2.690	5.373	35.287
1.00	0.875	3.616	7.222	42.510
1.25	1.125	2.256	4.506	47.016
1.50	1.375	2.395	4.784	51.800
1.75	1.625	2.511	5.015	56.815
2.00	1.875	3.099	6.190	63.005
2.25	2.125	3.367	6.725	69.730
2.50	2.375	4.349	8.687	78.416
2.75	2.625	5.583	11.151	89.568
3.00	2.875	3.682	7.354	96.922
3.25	3.125	1.211	2.419	99.341
3.50	3.375	0.266	0.531	99.872
3.75	3.625	0.048	0.096	99.968
4.00	3.875	0.010	0.020	99.988
5.00	4.500	0.006	0.012	100.000

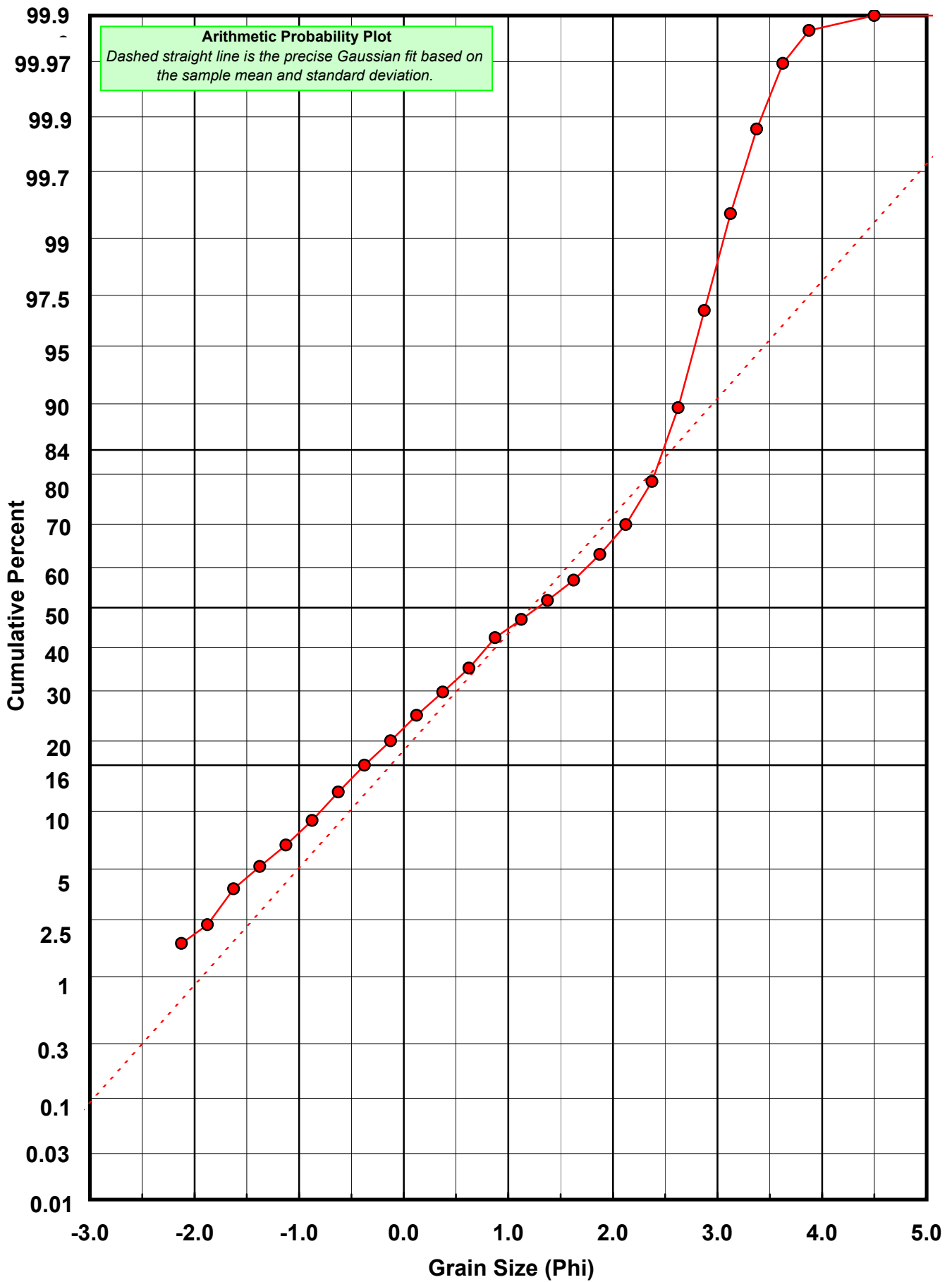
Statistical Results			
Mean:	1.2183	phi	(0.4298 mm)
Standard Dev:	1.3558	phi-units	(0.3907 mm)
Skewness:	-0.5255	dimensionless	
Kurtosis:	2.3403	dimensionless	
5th Moment:	-3.0883	dimensionless	
6th Moment:	8.6702	dimensionless	
RARD *	1.1128	dimensionless	
Median	1.2809	phi	(0.4115 mm)

* RARD = reciprocal absolute relative dispersion (see below)

Statistical Explanation
Calculations based on the Method of Moments
Skewness: 3rd Stand. Moment; Exact Gaussian = 0.0
Kurtosis: 4th Stand. Moment; Exact Gaussian = 3.0
For Further Explanation, See Calculation Sheets
Millimeter data calculated by $mm = 2^{(-phi)}$

Reciprocal Absolute Relative Dispersion (RARD) Scale	
< 0.5	Excellent homogeneity (e.g., beaches)
0.5 to 1.0	Good homogeneity
1.0 to 1.33	Fair homogeneity
> 1.33	Poor homogeneity (e.g., glacial)





Carbonate Grain Size Distribution

Onshore Grab Sample

Sample: NA-01-MB

Total Carbonate Mass: 13.454 grams

% Carbonate: 26.1 %

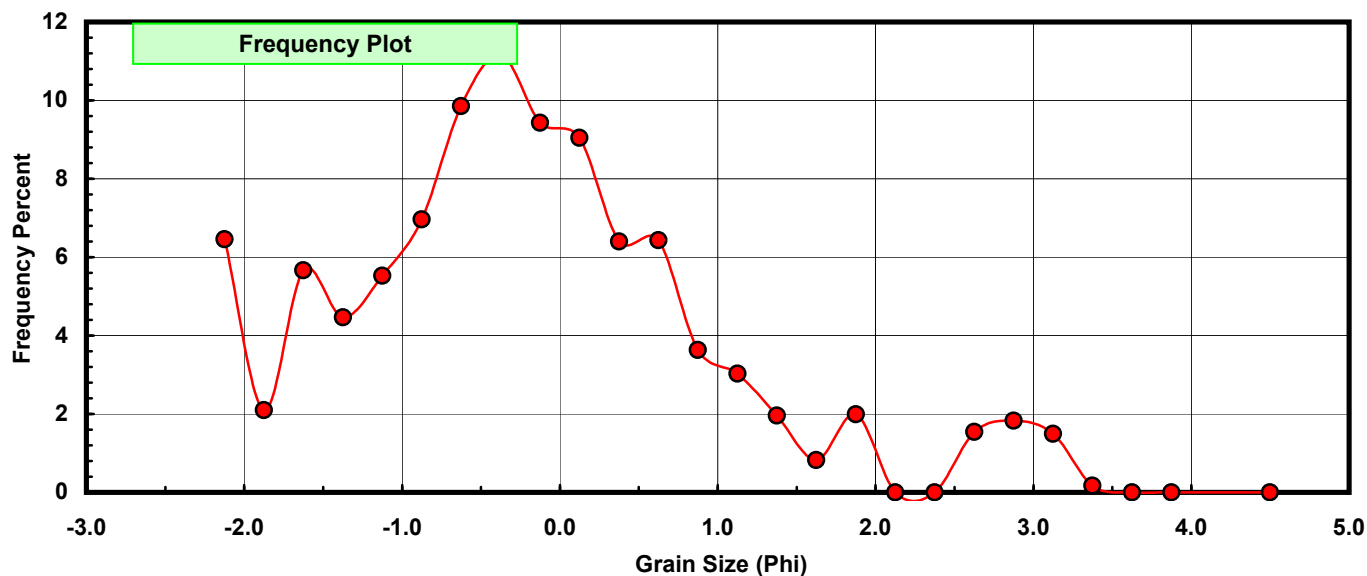
Sieve Size (phi)	Sieve Midpt (phi)	Weight (grams)	Freq Weight %	Cumulative Weight %
-2.00	-2.125	0.869	6.459	6.459
-1.75	-1.875	0.282	2.096	8.555
-1.50	-1.625	0.762	5.664	14.219
-1.25	-1.375	0.601	4.467	18.686
-1.00	-1.125	0.744	5.530	24.216
-0.75	-0.875	0.937	6.964	31.180
-0.50	-0.625	1.326	9.856	41.036
-0.25	-0.375	1.504	11.179	52.215
0.00	-0.125	1.269	9.432	61.647
0.25	0.125	1.217	9.046	70.693
0.50	0.375	0.861	6.400	77.092
0.75	0.625	0.865	6.429	83.522
1.00	0.875	0.489	3.635	87.156
1.25	1.125	0.407	3.025	90.181
1.50	1.375	0.264	1.962	92.144
1.75	1.625	0.111	0.825	92.969
2.00	1.875	0.268	1.992	94.961
2.25	2.125	0.000	0.000	94.961
2.50	2.375	0.000	0.000	94.961
2.75	2.625	0.208	1.546	96.507
3.00	2.875	0.246	1.828	98.335
3.25	3.125	0.201	1.494	99.829
3.50	3.375	0.023	0.171	100.000
3.75	3.625	0.000	0.000	100.000
4.00	3.875	0.000	0.000	100.000
5.00	4.500	0.000	0.000	100.000

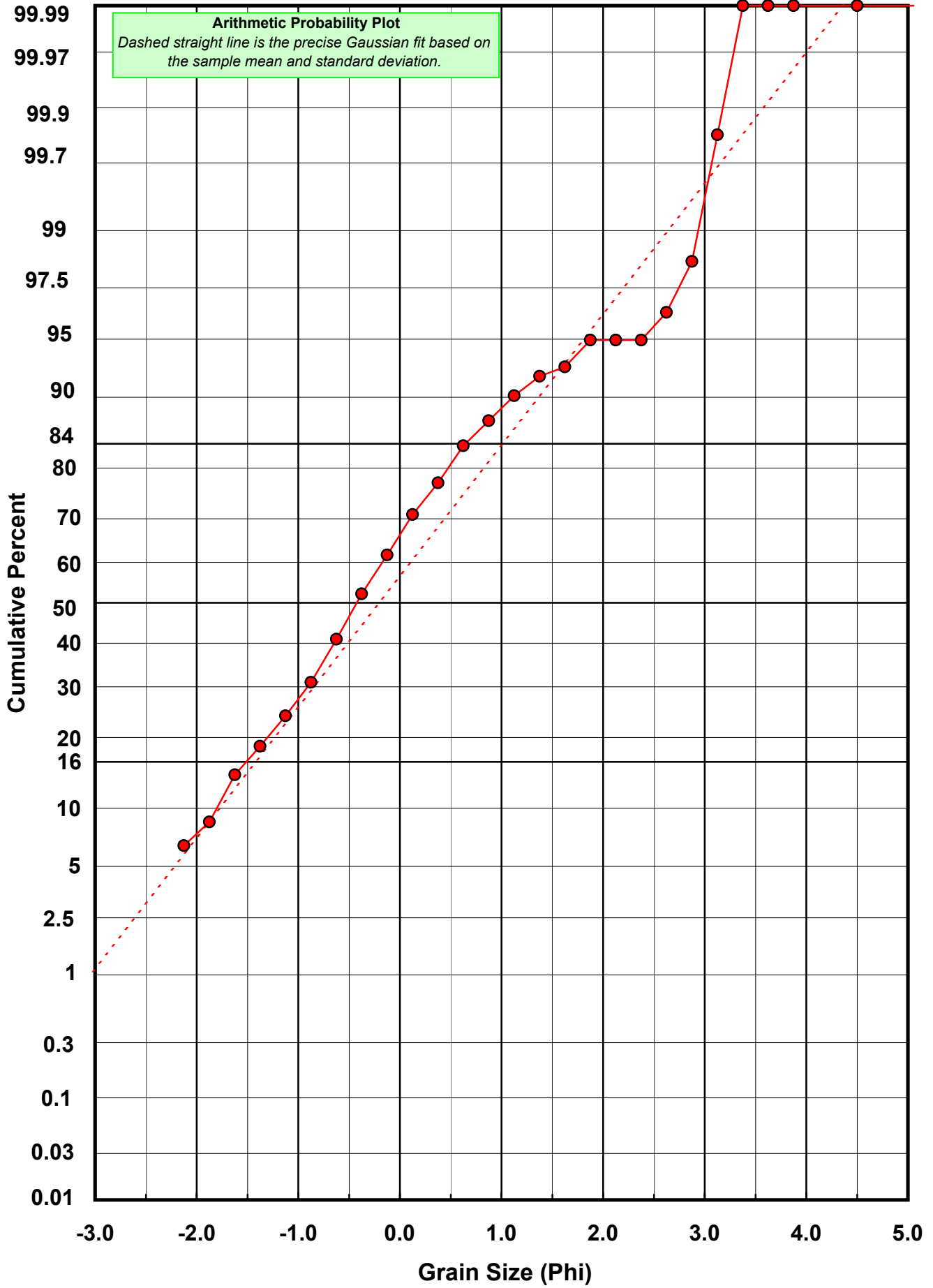
Statistical Results			
Mean:	-0.2038	phi	(1.1517 mm)
Standard Dev:	1.2256	phi-units	(0.4276 mm)
Skewness:	0.6608	dimensionless	
Kurtosis:	3.3190	dimensionless	
5th Moment:	5.4200	dimensionless	
6th Moment:	17.2799	dimensionless	
RARD *	6.0135	dimensionless	
Median	-0.4245	phi	(1.3421 mm)

* RARD = reciprocal absolute relative dispersion (see below)

Statistical Explanation	
Calculations based on the Method of Moments	
Skewness: 3rd Stand. Moment; Exact Gaussian = 0.0	
Kurtosis: 4th Stand. Moment; Exact Gaussian = 3.0	
For Further Explanation, See Calculation Sheets	
Millimeter data calculated by $mm = 2^{(-phi)}$	

Reciprocal Absolute Relative Dispersion (RARD) Scale	
< 0.5	Excellent homogeneity (e.g., beaches)
0.5 to 1.0	Good homogeneity
1.0 to 1.33	Fair homogeneity
> 1.33	Poor homogeneity (e.g., glacial)





Post-Digestion Grain Size Distribution

Onshore Grab Sample

Sample: NA-01-MB

Total Digested Mass: 36.980 grams

% Silica: 73.9 %

Sieve Size (phi)	Sieve Midpt (phi)	Weight (grams)	Freq Weight %	Cumulative Weight %
-2.00	-2.125	0.000	0.000	0.000
-1.75	-1.875	0.000	0.000	0.000
-1.50	-1.625	0.000	0.000	0.000
-1.25	-1.375	0.054	0.146	0.146
-1.00	-1.125	0.054	0.146	0.292
-0.75	-0.875	0.206	0.557	0.849
-0.50	-0.625	0.326	0.882	1.731
-0.25	-0.375	0.426	1.152	2.883
0.00	-0.125	0.776	2.098	4.981
0.25	0.125	1.214	3.283	8.264
0.50	0.375	1.549	4.189	12.453
0.75	0.625	1.825	4.935	17.388
1.00	0.875	3.127	8.456	25.844
1.25	1.125	1.849	5.000	30.844
1.50	1.375	2.131	5.763	36.606
1.75	1.625	2.400	6.490	43.096
2.00	1.875	2.831	7.655	50.752
2.25	2.125	3.426	9.264	60.016
2.50	2.375	4.650	12.574	72.591
2.75	2.625	5.375	14.535	87.125
3.00	2.875	3.436	9.292	96.417
3.25	3.125	1.010	2.731	99.148
3.50	3.375	0.243	0.657	99.805
3.75	3.625	0.050	0.135	99.941
4.00	3.875	0.022	0.059	100.000
5.00	4.500	0.000	0.000	100.000

Statistical Results			
Mean:	1.7471	phi	(0.2979 mm)
Standard Dev:	0.9780	phi-units	(0.5077 mm)
Skewness:	-0.6061	dimensionless	
Kurtosis:	2.4887	dimensionless	
5th Moment:	-3.7109	dimensionless	
6th Moment:	10.8227	dimensionless	
RARD *	0.5598	dimensionless	
Median	1.8505	phi	(0.2773 mm)

* RARD = reciprocal absolute relative dispersion (see below)

Statistical Explanation	
Calculations based on the Method of Moments	
Skewness: 3rd Stand. Moment; Exact Gaussian = 0.0	
Kurtosis: 4th Stand. Moment; Exact Gaussian = 3.0	
For Further Explanation, See Calculation Sheets	
Millimeter data calculated by $mm = 2^{(-phi)}$	

Reciprocal Absolute Relative Dispersion (RARD) Scale	
< 0.5	Excellent homogeneity (e.g., beaches)
0.5 to 1.0	Good homogeneity
1.0 to 1.33	Fair homogeneity
> 1.33	Poor homogeneity (e.g., glacial)

