

**Onshore Grab Sample**

**Sample:** NA-01-BB  
**Sample Taken By:** J. Ladner  
**Sample Collected On:** 12/3/02  
**Splits?** N/A

**County:** Nasau  
**Latitude:** 30° 42' 3.1"  
**Longitude:** 81° 25' 58.3"  
**Datum:** WGS 84  
**Surf. Elev:** N/A  
**Datum:** N/A

**Fine Data Summary**

Total Sample Weight 43.25 grams  
Total Fines in Sample 0.112 grams  
Total Percent Fines 0.26 %

**Dry Sieving Summary**

Total Sample Weight 43.163 grams  
Total Digested Weight 42.018 grams  
Total Carbonate Weight 1.145 grams  
Total Silica % 97.35 %  
Total Carbonate % 2.65 %  
Carbonate/Silica Ratio 0.027

**General Comments:**

None

**Description**

Worked By: C. Fischler  
Reviewed and Edited By: M. Ladle

# Pre-Digestion Grain Size Distribution

Onshore Grab Sample

Sample: NA-01-BB

Total Sample Mass: 43.163 grams

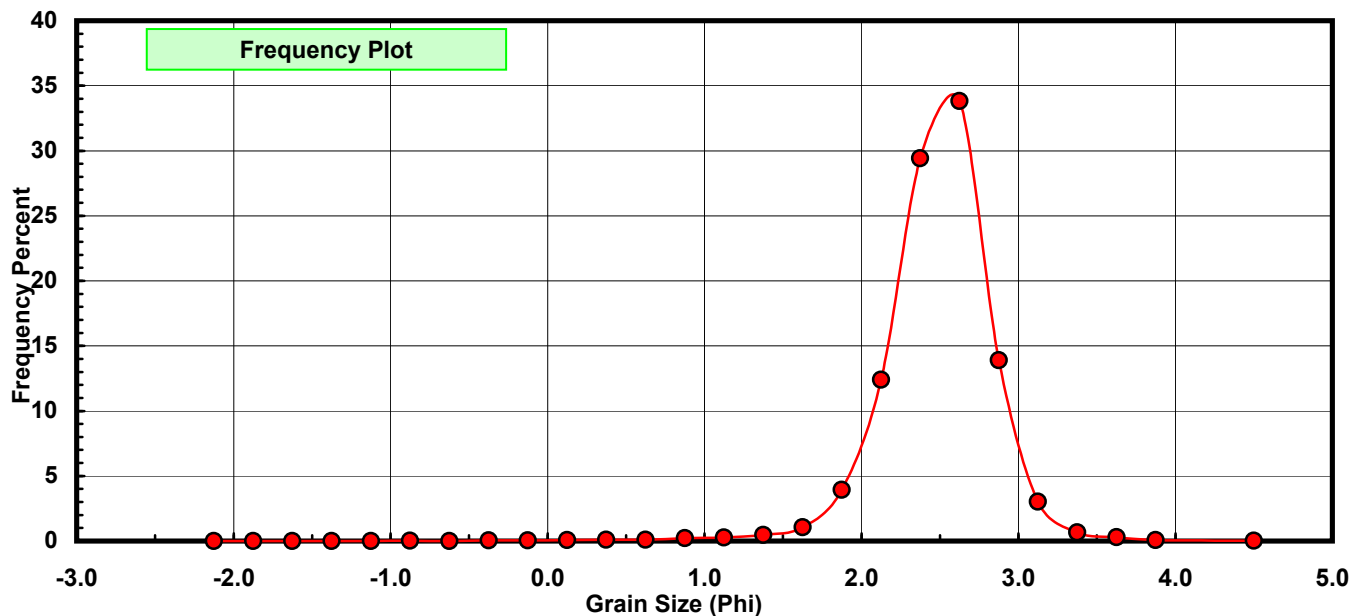
Sieve Size (phi)	Sieve Midpt (phi)	Weight (grams)	Freq Weight %	Cumulative Weight %
-2.00	-2.125	0.000	0.000	0.000
-1.75	-1.875	0.000	0.000	0.000
-1.50	-1.625	0.000	0.000	0.000
-1.25	-1.375	0.000	0.000	0.000
-1.00	-1.125	0.000	0.000	0.000
-0.75	-0.875	0.010	0.023	0.023
-0.50	-0.625	0.004	0.009	0.032
-0.25	-0.375	0.018	0.042	0.074
0.00	-0.125	0.025	0.058	0.132
0.25	0.125	0.028	0.065	0.197
0.50	0.375	0.040	0.093	0.290
0.75	0.625	0.044	0.102	0.392
1.00	0.875	0.094	0.218	0.609
1.25	1.125	0.119	0.276	0.885
1.50	1.375	0.203	0.470	1.355
1.75	1.625	0.459	1.063	2.419
2.00	1.875	1.700	3.939	6.357
2.25	2.125	5.355	12.406	18.764
2.50	2.375	12.701	29.426	48.189
2.75	2.625	14.602	33.830	82.019
3.00	2.875	5.994	13.887	95.906
3.25	3.125	1.306	3.026	98.932
3.50	3.375	0.290	0.672	99.604
3.75	3.625	0.127	0.294	99.898
4.00	3.875	0.034	0.079	99.977
5.00	4.500	0.010	0.023	100.000

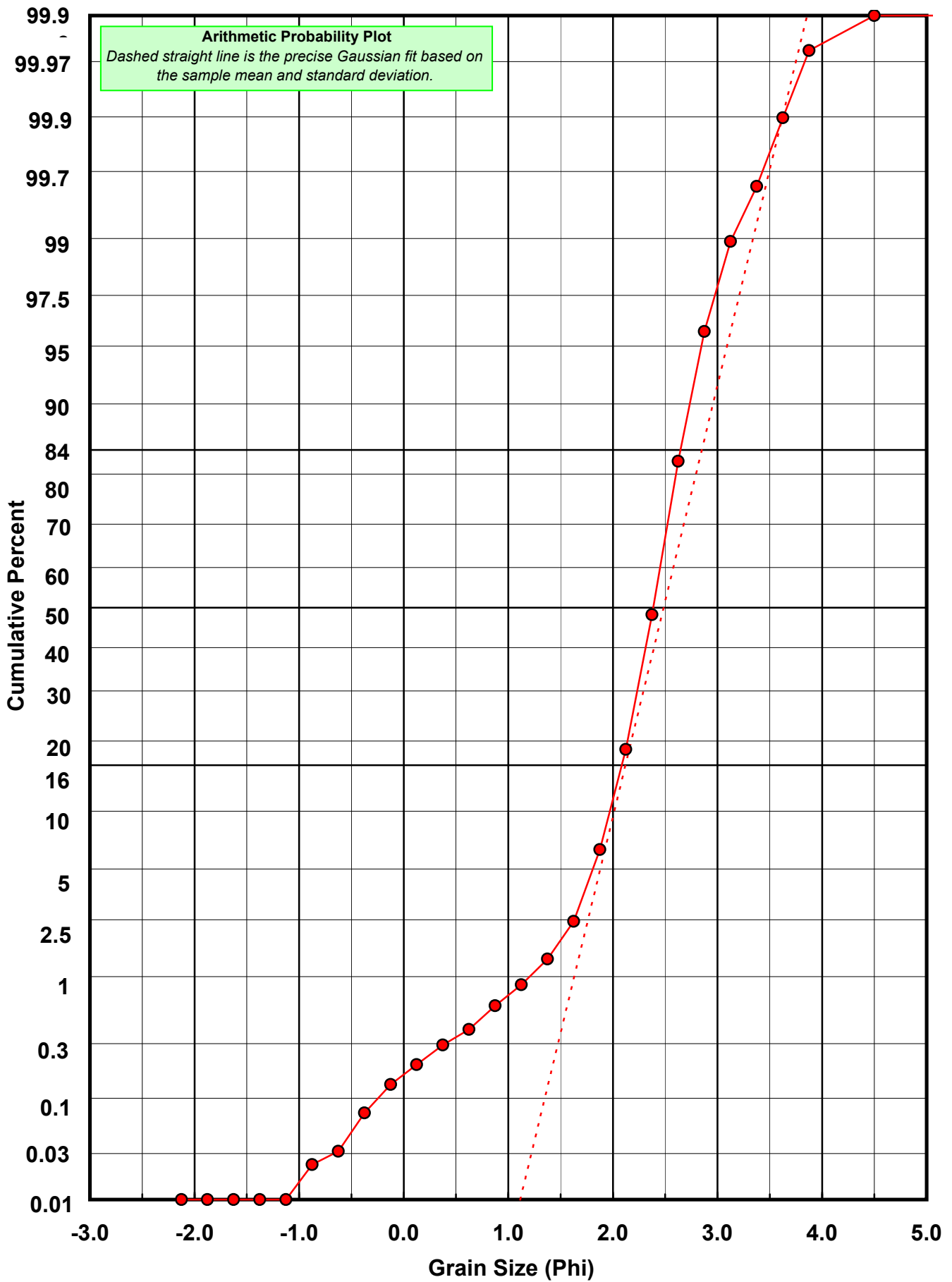
Statistical Results			
Mean:	2.4849	phi	(0.1786 mm)
Standard Dev:	0.3684	phi-units	(0.7746 mm)
Skewness:	-1.4235	dimensionless	
Kurtosis:	11.8147	dimensionless	
5th Moment:	-62.2442	dimensionless	
6th Moment:	478.4943	dimensionless	
RARD *	0.1483	dimensionless	
Median	2.3884	phi	(0.191 mm)

\* RARD = reciprocal absolute relative dispersion (see below)

Statistical Explanation
Calculations based on the Method of Moments
Skewness: 3rd Stand. Moment; Exact Gaussian = 0.0
Kurtosis: 4th Stand. Moment; Exact Gaussian = 3.0
For Further Explanation, See Calculation Sheets
Millimeter data calculated by $mm = 2^{(-phi)}$

Reciprocal Absolute Relative Dispersion (RARD) Scale	
< 0.5	Excellent homogeneity (e.g., beaches)
0.5 to 1.0	Good homogeneity
1.0 to 1.33	Fair homogeneity
> 1.33	Poor homogeneity (e.g., glacial)





# Carbonate Grain Size Distribution

Onshore Grab Sample

Sample: NA-01-BB

Total Carbonate Mass: 1.627 grams

% Carbonate: 2.7 %

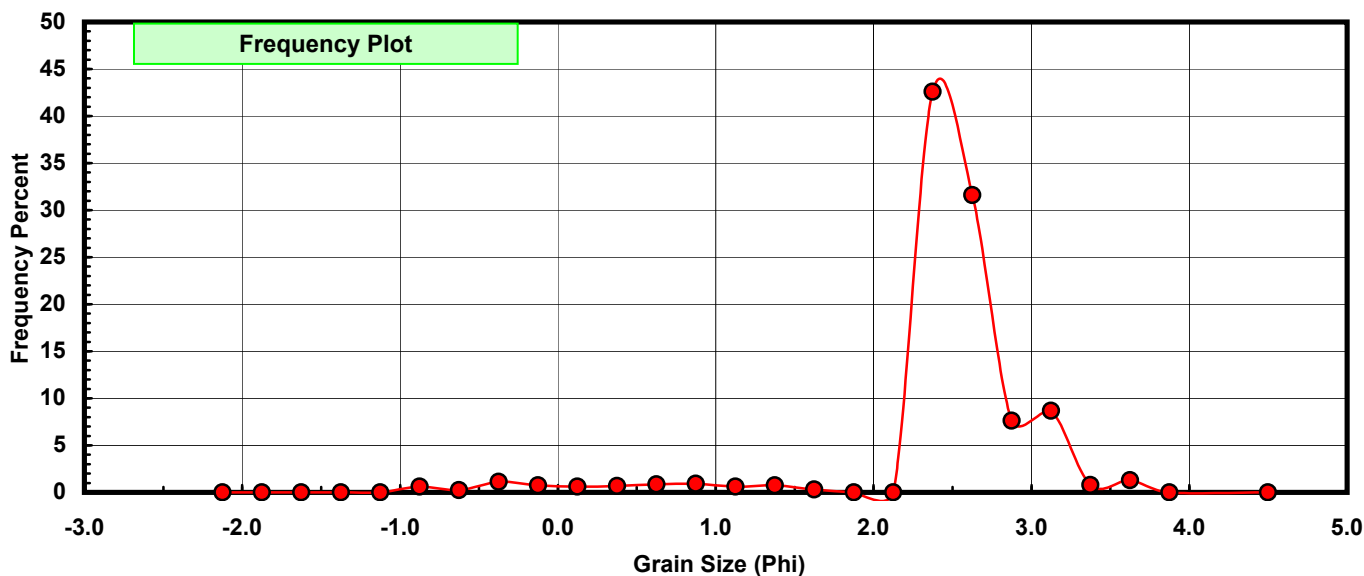
Sieve Size (phi)	Sieve Midpt (phi)	Weight (grams)	Freq Weight %	Cumulative Weight %
-2.00	-2.125	0.000	0.000	0.000
-1.75	-1.875	0.000	0.000	0.000
-1.50	-1.625	0.000	0.000	0.000
-1.25	-1.375	0.000	0.000	0.000
-1.00	-1.125	0.000	0.000	0.000
-0.75	-0.875	0.010	0.615	0.615
-0.50	-0.625	0.004	0.246	0.860
-0.25	-0.375	0.018	1.106	1.967
0.00	-0.125	0.012	0.738	2.704
0.25	0.125	0.010	0.615	3.319
0.50	0.375	0.011	0.676	3.995
0.75	0.625	0.014	0.860	4.856
1.00	0.875	0.015	0.922	5.778
1.25	1.125	0.010	0.615	6.392
1.50	1.375	0.012	0.738	7.130
1.75	1.625	0.005	0.307	7.437
2.00	1.875	0.000	0.000	7.437
2.25	2.125	0.000	0.000	7.437
2.50	2.375	0.693	42.594	50.031
2.75	2.625	0.514	31.592	81.623
3.00	2.875	0.124	7.621	89.244
3.25	3.125	0.141	8.666	97.910
3.50	3.375	0.013	0.799	98.709
3.75	3.625	0.021	1.291	100.000
4.00	3.875	0.000	0.000	100.000
5.00	4.500	0.000	0.000	100.000

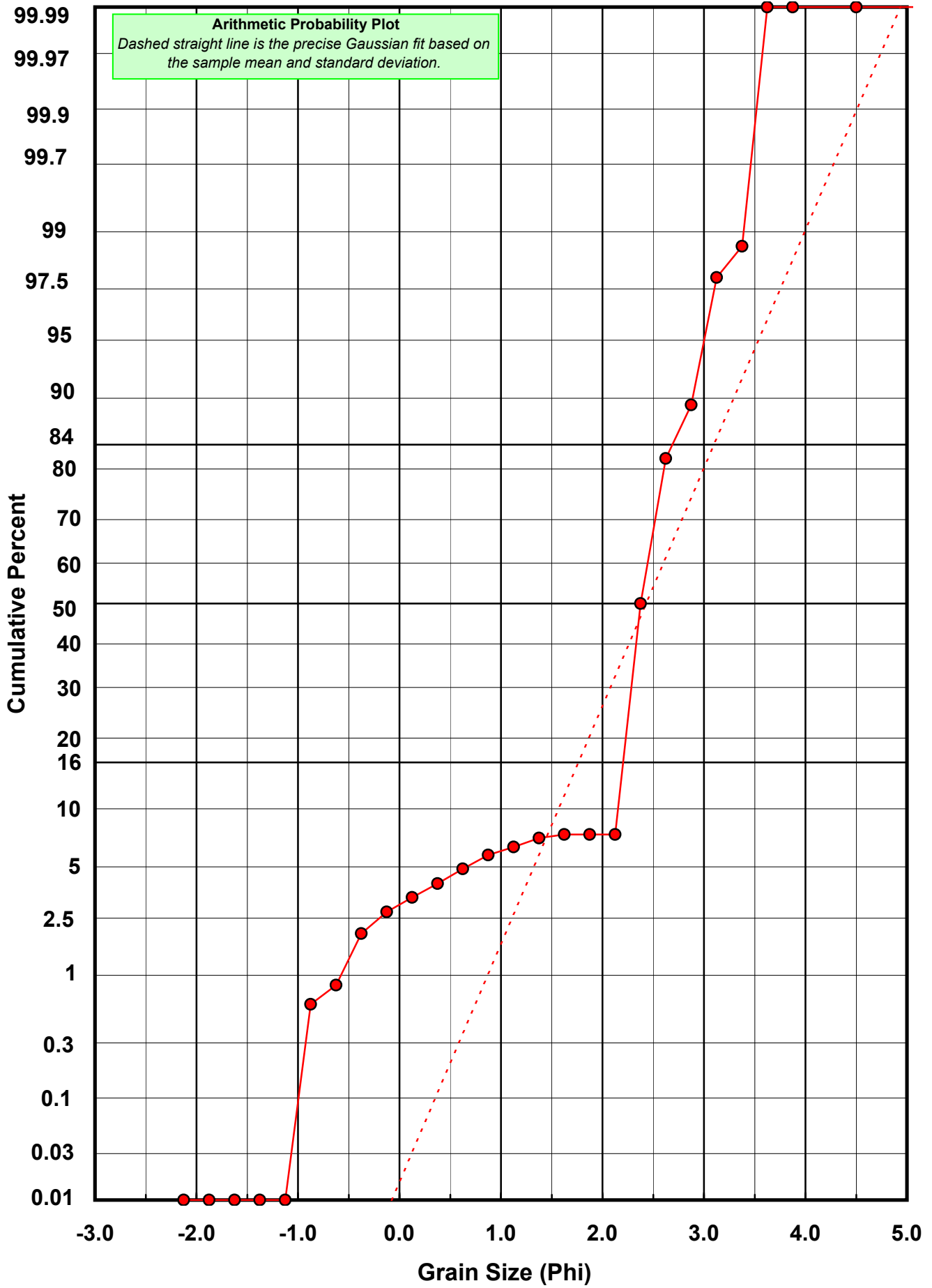
Statistical Results			
Mean:	2.4314	phi	(0.1854 mm)
Standard Dev:	0.6733	phi-units	(0.6271 mm)
Skewness:	-2.7437	dimensionless	
Kurtosis:	12.0464	dimensionless	
5th Moment:	-48.4060	dimensionless	
6th Moment:	208.9179	dimensionless	
RARD *	0.2769	dimensionless	
Median	2.3748	phi	(0.1928 mm)

\* RARD = reciprocal absolute relative dispersion (see below)

Statistical Explanation	
Calculations based on the Method of Moments	
Skewness: 3rd Stand. Moment; Exact Gaussian = 0.0	
Kurtosis: 4th Stand. Moment; Exact Gaussian = 3.0	
For Further Explanation, See Calculation Sheets	
Millimeter data calculated by $mm = 2^{(-phi)}$	

Reciprocal Absolute Relative Dispersion (RARD) Scale	
< 0.5	Excellent homogeneity (e.g., beaches)
0.5 to 1.0	Good homogeneity
1.0 to 1.33	Fair homogeneity
> 1.33	Poor homogeneity (e.g., glacial)





# Post-Digestion Grain Size Distribution

Onshore Grab Sample

Sample: NA-01-BB

Total Digested Mass: 42.007 grams

% Silica: 97.3 %

Sieve Size (phi)	Sieve Midpt (phi)	Weight (grams)	Freq Weight %	Cumulative Weight %
-2.00	-2.125	0.000	0.000	0.000
-1.75	-1.875	0.000	0.000	0.000
-1.50	-1.625	0.000	0.000	0.000
-1.25	-1.375	0.000	0.000	0.000
-1.00	-1.125	0.000	0.000	0.000
-0.75	-0.875	0.000	0.000	0.000
-0.50	-0.625	0.000	0.000	0.000
-0.25	-0.375	0.000	0.000	0.000
0.00	-0.125	0.013	0.031	0.031
0.25	0.125	0.018	0.043	0.074
0.50	0.375	0.029	0.069	0.143
0.75	0.625	0.030	0.071	0.214
1.00	0.875	0.079	0.188	0.402
1.25	1.125	0.109	0.259	0.662
1.50	1.375	0.191	0.455	1.116
1.75	1.625	0.454	1.081	2.197
2.00	1.875	1.733	4.126	6.323
2.25	2.125	5.801	13.810	20.132
2.50	2.375	12.008	28.586	48.718
2.75	2.625	14.088	33.537	82.255
3.00	2.875	5.870	13.974	96.229
3.25	3.125	1.165	2.773	99.003
3.50	3.375	0.277	0.659	99.662
3.75	3.625	0.106	0.252	99.914
4.00	3.875	0.036	0.086	100.000
5.00	4.500	0.000	0.000	100.000

Statistical Results			
Mean:	2.4823	phi	(0.179 mm)
Standard Dev:	0.3497	phi-units	(0.7848 mm)
Skewness:	-0.9043	dimensionless	
Kurtosis:	7.6399	dimensionless	
5th Moment:	-28.2922	dimensionless	
6th Moment:	191.6192	dimensionless	
RARD *	0.1409	dimensionless	
Median	2.3846	phi	(0.1915 mm)

\* RARD = reciprocal absolute relative dispersion (see below)

Statistical Explanation
Calculations based on the Method of Moments
Skewness: 3rd Stand. Moment; Exact Gaussian = 0.0
Kurtosis: 4th Stand. Moment; Exact Gaussian = 3.0
For Further Explanation, See Calculation Sheets
Millimeter data calculated by $mm = 2^{(-phi)}$

Reciprocal Absolute Relative Dispersion (RARD) Scale	
< 0.5	Excellent homogeneity (e.g., beaches)
0.5 to 1.0	Good homogeneity
1.0 to 1.33	Fair homogeneity
> 1.33	Poor homogeneity (e.g., glacial)

