

Onshore Grab Sample

Sample: GA-01-SS
Sample Taken By: J. Ladner
Sample Collected On: 1/28/03
Splits? N/A

County: Camden
Latitude: 30° 42' 56.7"
Longitude: 81° 26' 53.6"
Datum: WGS 84
Surf. Elev: N/A
Datum: N/A

Fine Data Summary

Total Sample Weight	61.173 grams
Total Fines in Sample	0.684 grams
Total Percent Fines	1.11 %

Dry Sieving Summary

Total Sample Weight	60.423 grams
Total Digested Weight	57.661 grams
Total Carbonate Weight	2.762 grams
Total Silica %	95.43 %
Total Carbonate %	4.57 %
Carbonate/Silica Ratio	0.048

General Comments:

None

Description

Worked By: C. Fischler
Reviewed and Edited By: M. Ladle

Pre-Digestion Grain Size Distribution

Onshore Grab Sample

Sample: GA-01-SS

Total Sample Mass: 60.423 grams

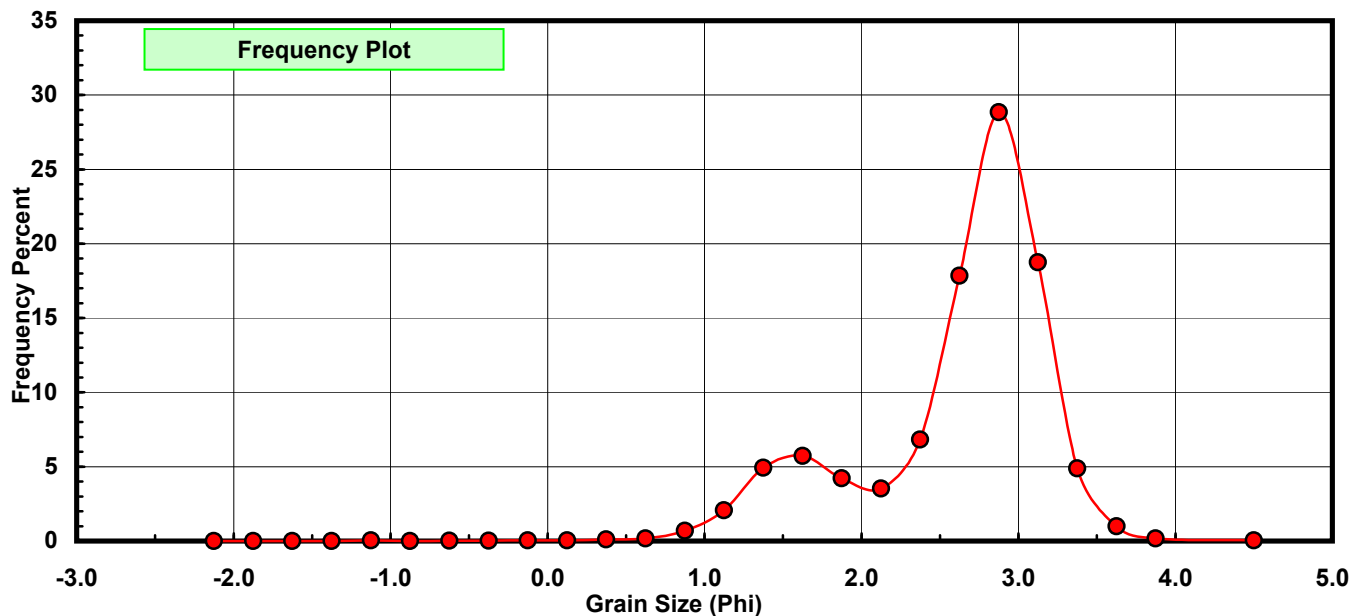
Sieve Size (phi)	Sieve Midpt (phi)	Weight (grams)	Freq Weight %	Cumulative Weight %
-2.00	-2.125	0.000	0.000	0.000
-1.75	-1.875	0.000	0.000	0.000
-1.50	-1.625	0.000	0.000	0.000
-1.25	-1.375	0.000	0.000	0.000
-1.00	-1.125	0.020	0.033	0.033
-0.75	-0.875	0.000	0.000	0.033
-0.50	-0.625	0.014	0.023	0.056
-0.25	-0.375	0.018	0.030	0.086
0.00	-0.125	0.029	0.048	0.134
0.25	0.125	0.027	0.045	0.179
0.50	0.375	0.062	0.103	0.281
0.75	0.625	0.102	0.169	0.450
1.00	0.875	0.421	0.697	1.147
1.25	1.125	1.253	2.074	3.221
1.50	1.375	2.981	4.934	8.154
1.75	1.625	3.458	5.723	13.877
2.00	1.875	2.547	4.215	18.092
2.25	2.125	2.137	3.537	21.629
2.50	2.375	4.127	6.830	28.459
2.75	2.625	10.784	17.848	46.307
3.00	2.875	17.426	28.840	75.147
3.25	3.125	11.328	18.748	93.895
3.50	3.375	2.955	4.891	98.785
3.75	3.625	0.596	0.986	99.772
4.00	3.875	0.108	0.179	99.950
5.00	4.500	0.030	0.050	100.000

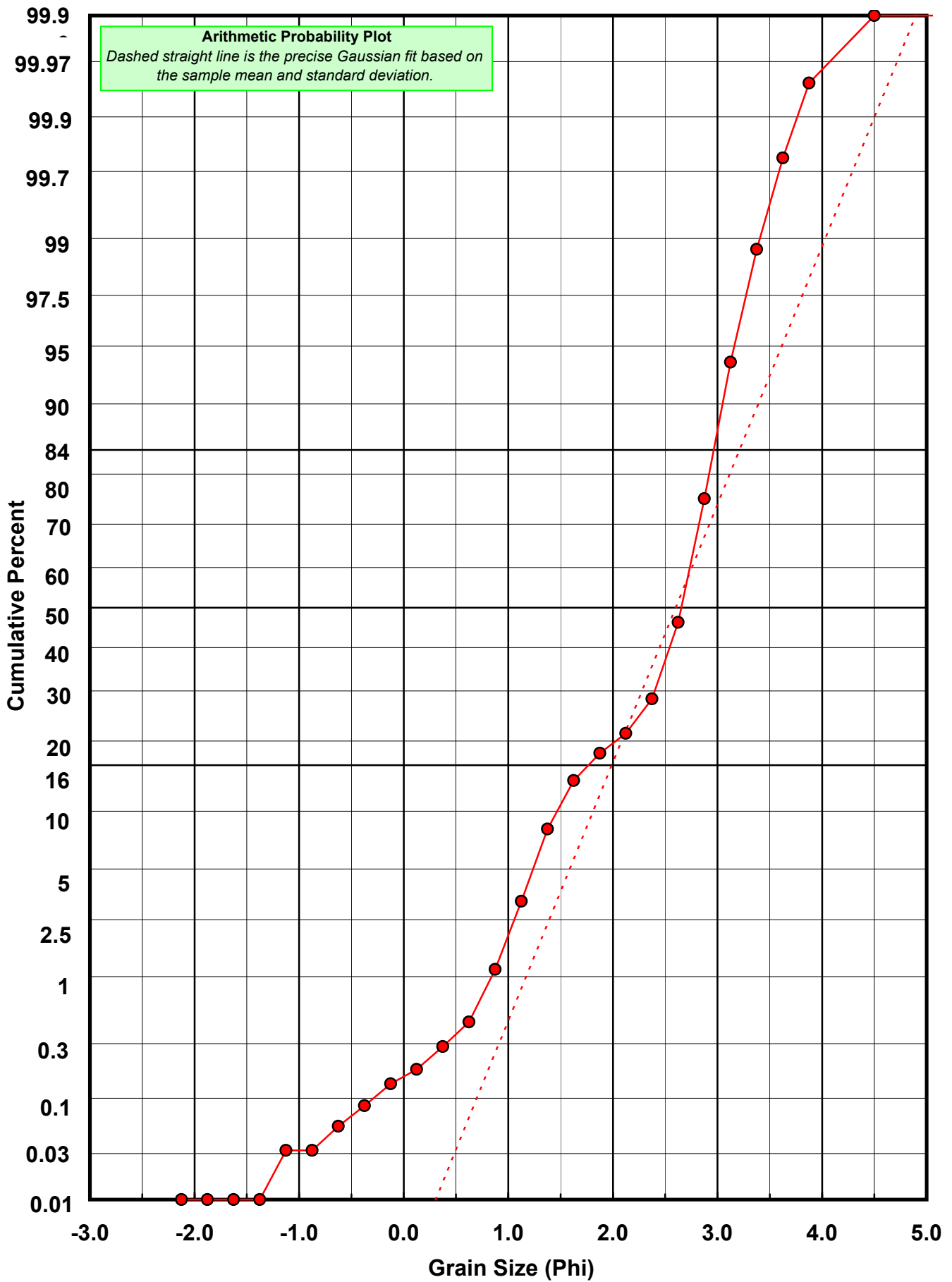
Statistical Results			
Mean:	2.6010	phi	(0.1648 mm)
Standard Dev:	0.6163	phi-units	(0.6524 mm)
Skewness:	-1.1627	dimensionless	
Kurtosis:	4.2233	dimensionless	
5th Moment:	-11.5160	dimensionless	
6th Moment:	47.4743	dimensionless	
RARD *	0.2369	dimensionless	
Median	2.6570	phi	(0.1585 mm)

* RARD = reciprocal absolute relative dispersion (see below)

Statistical Explanation
Calculations based on the Method of Moments
Skewness: 3rd Stand. Moment; Exact Gaussian = 0.0
Kurtosis: 4th Stand. Moment; Exact Gaussian = 3.0
For Further Explanation, See Calculation Sheets
Millimeter data calculated by $mm = 2^{(-\phi)}$

Reciprocal Absolute Relative Dispersion (RARD) Scale	
< 0.5	Excellent homogeneity (e.g., beaches)
0.5 to 1.0	Good homogeneity
1.0 to 1.33	Fair homogeneity
> 1.33	Poor homogeneity (e.g., glacial)





Carbonate Grain Size Distribution

Onshore Grab Sample

Sample: GA-01-SS

Total Carbonate Mass: 3.240 grams

% Carbonate: 4.6 %

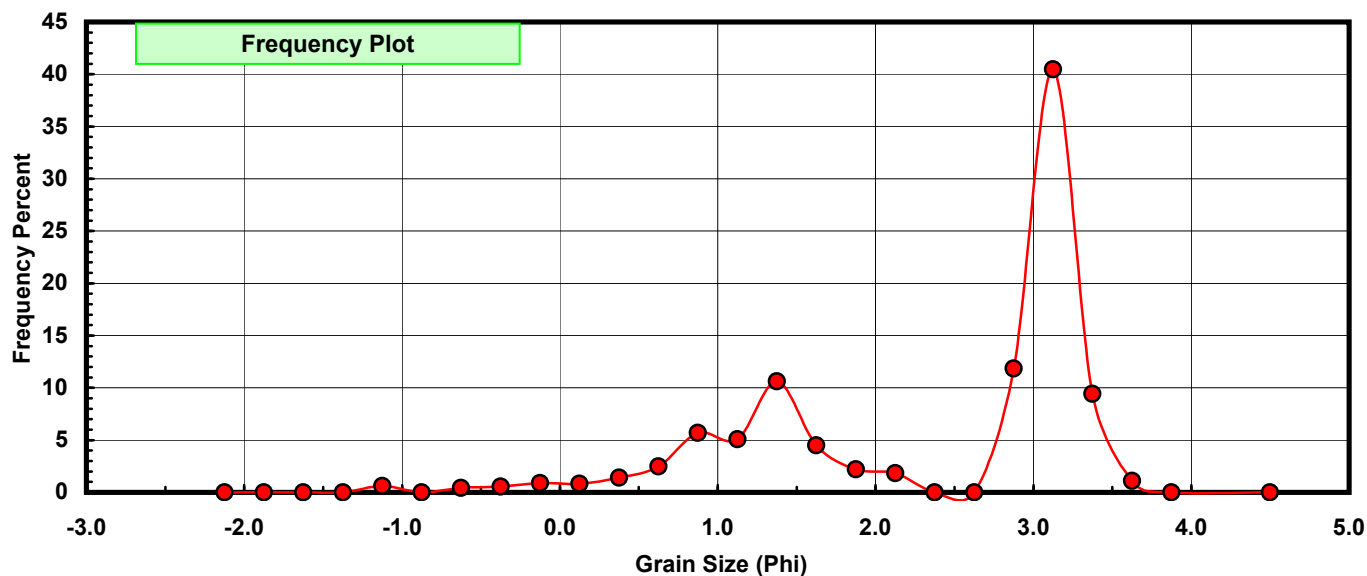
Sieve Size (phi)	Sieve Midpt (phi)	Weight (grams)	Freq Weight %	Cumulative Weight %
-2.00	-2.125	0.000	0.000	0.000
-1.75	-1.875	0.000	0.000	0.000
-1.50	-1.625	0.000	0.000	0.000
-1.25	-1.375	0.000	0.000	0.000
-1.00	-1.125	0.020	0.617	0.617
-0.75	-0.875	0.000	0.000	0.617
-0.50	-0.625	0.014	0.432	1.049
-0.25	-0.375	0.018	0.556	1.605
0.00	-0.125	0.029	0.895	2.500
0.25	0.125	0.027	0.833	3.333
0.50	0.375	0.046	1.420	4.753
0.75	0.625	0.080	2.469	7.222
1.00	0.875	0.184	5.679	12.901
1.25	1.125	0.165	5.093	17.994
1.50	1.375	0.344	10.617	28.611
1.75	1.625	0.146	4.506	33.117
2.00	1.875	0.071	2.191	35.309
2.25	2.125	0.060	1.852	37.160
2.50	2.375	0.000	0.000	37.160
2.75	2.625	0.000	0.000	37.160
3.00	2.875	0.384	11.852	49.012
3.25	3.125	1.311	40.463	89.475
3.50	3.375	0.305	9.414	98.889
3.75	3.625	0.036	1.111	100.000
4.00	3.875	0.000	0.000	100.000
5.00	4.500	0.000	0.000	100.000

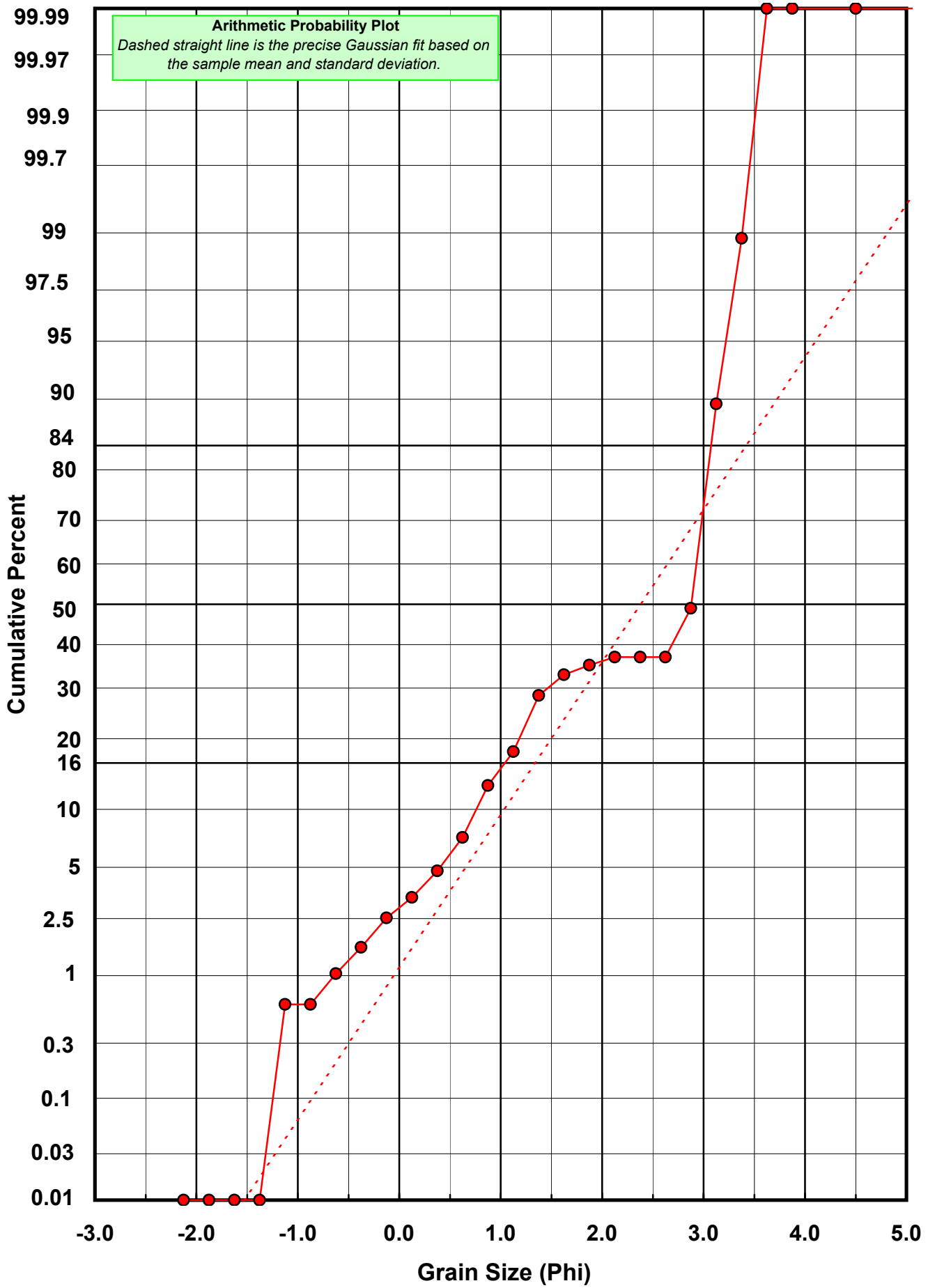
Statistical Results			
Mean:	2.3788	phi	(0.1923 mm)
Standard Dev:	1.0494	phi-units	(0.4832 mm)
Skewness:	-0.9588	dimensionless	
Kurtosis:	2.8224	dimensionless	
5th Moment:	-6.2236	dimensionless	
6th Moment:	17.3171	dimensionless	
RARD *	0.4412	dimensionless	
Median	2.8811	phi	(0.1357 mm)

* RARD = reciprocal absolute relative dispersion (see below)

Statistical Explanation	
Calculations based on the Method of Moments	
Skewness: 3rd Stand. Moment; Exact Gaussian = 0.0	
Kurtosis: 4th Stand. Moment; Exact Gaussian = 3.0	
For Further Explanation, See Calculation Sheets	
Millimeter data calculated by $mm = 2^{(-phi)}$	

Reciprocal Absolute Relative Dispersion (RARD) Scale	
< 0.5	Excellent homogeneity (e.g., beaches)
0.5 to 1.0	Good homogeneity
1.0 to 1.33	Fair homogeneity
> 1.33	Poor homogeneity (e.g., glacial)





Post-Digestion Grain Size Distribution

Onshore Grab Sample

Sample: GA-01-SS

Total Digested Mass: 57.633 grams

% Silica: 95.4 %

Sieve Size (phi)	Sieve Midpt (phi)	Weight (grams)	Freq Weight %	Cumulative Weight %
-2.00	-2.125	0.000	0.000	0.000
-1.75	-1.875	0.000	0.000	0.000
-1.50	-1.625	0.000	0.000	0.000
-1.25	-1.375	0.000	0.000	0.000
-1.00	-1.125	0.000	0.000	0.000
-0.75	-0.875	0.000	0.000	0.000
-0.50	-0.625	0.000	0.000	0.000
-0.25	-0.375	0.000	0.000	0.000
0.00	-0.125	0.000	0.000	0.000
0.25	0.125	0.000	0.000	0.000
0.50	0.375	0.016	0.028	0.028
0.75	0.625	0.022	0.038	0.066
1.00	0.875	0.237	0.411	0.477
1.25	1.125	1.088	1.888	2.365
1.50	1.375	2.637	4.576	6.940
1.75	1.625	3.312	5.747	12.687
2.00	1.875	2.476	4.296	16.983
2.25	2.125	2.077	3.604	20.587
2.50	2.375	4.265	7.400	27.987
2.75	2.625	11.096	19.253	47.240
3.00	2.875	17.042	29.570	76.810
3.25	3.125	10.017	17.381	94.191
3.50	3.375	2.650	4.598	98.789
3.75	3.625	0.560	0.972	99.761
4.00	3.875	0.138	0.239	100.000
5.00	4.500	0.000	0.000	100.000

Statistical Results			
Mean:	2.6127	phi	(0.1635 mm)
Standard Dev:	0.5759	phi-units	(0.6709 mm)
Skewness:	-1.0149	dimensionless	
Kurtosis:	3.3790	dimensionless	
5th Moment:	-6.2863	dimensionless	
6th Moment:	17.6917	dimensionless	
RARD *	0.2204	dimensionless	
Median	2.6483	phi	(0.1595 mm)

* RARD = reciprocal absolute relative dispersion (see below)

Statistical Explanation	
Calculations based on the Method of Moments	
Skewness: 3rd Stand. Moment; Exact Gaussian = 0.0	
Kurtosis: 4th Stand. Moment; Exact Gaussian = 3.0	
For Further Explanation, See Calculation Sheets	
Millimeter data calculated by $mm = 2^{(-\phi)}$	

Reciprocal Absolute Relative Dispersion (RARD) Scale	
< 0.5	Excellent homogeneity (e.g., beaches)
0.5 to 1.0	Good homogeneity
1.0 to 1.33	Fair homogeneity
> 1.33	Poor homogeneity (e.g., glacial)

