

Onshore Grab Sample

Sample: FG-20-SS
Sample Taken By: J. Ladner
Sample Collected On: 12/3/03
Splits? N/A

County: Flagler
Latitude: 29° 25' 47.2"
Longitude: 81° 06' 12.6"
Datum: NAD 83
Surf. Elev: N/A
Datum: N/A

Fine Data Summary

Total Sample Weight 101.589 grams
Total Fines in Sample 0.706 grams
Total Percent Fines 0.69 %

Dry Sieving Summary

Total Sample Weight 100.867 grams
Total Digested Weight 50.667 grams
Total Carbonate Weight 50.200 grams
Total Silica % 50.23 %
Total Carbonate % 49.77 %
Carbonate/Silica Ratio 0.991

General Comments:

None

Description

Worked By: M. Lachance

Pre-Digestion Grain Size Distribution

Onshore Grab Sample

Sample: FG-20-SS

Total Sample Mass: 100.867 grams

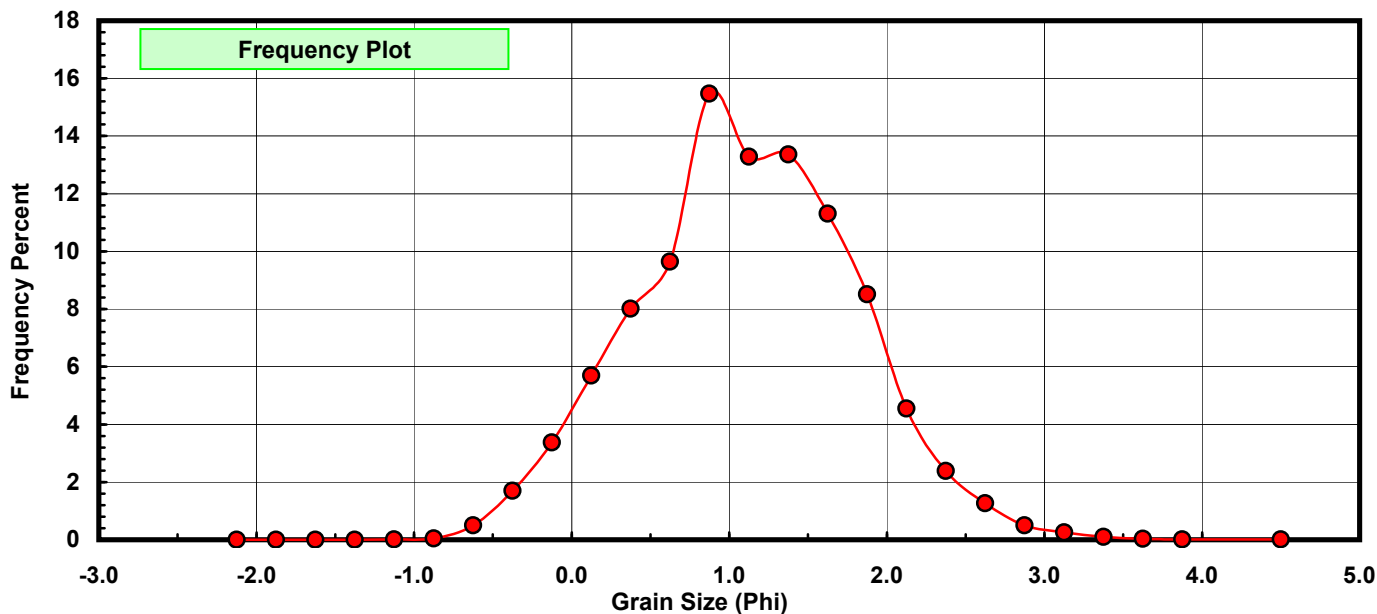
Sieve Size (phi)	Sieve Midpt (phi)	Weight (grams)	Freq Weight %	Cumulative Weight %
-2.00	-2.125	0.000	0.000	0.000
-1.75	-1.875	0.000	0.000	0.000
-1.50	-1.625	0.000	0.000	0.000
-1.25	-1.375	0.000	0.000	0.000
-1.00	-1.125	0.014	0.014	0.014
-0.75	-0.875	0.040	0.040	0.054
-0.50	-0.625	0.505	0.501	0.554
-0.25	-0.375	1.714	1.699	2.253
0.00	-0.125	3.402	3.373	5.626
0.25	0.125	5.742	5.693	11.319
0.50	0.375	8.080	8.011	19.329
0.75	0.625	9.728	9.644	28.974
1.00	0.875	15.599	15.465	44.439
1.25	1.125	13.399	13.284	57.723
1.50	1.375	13.475	13.359	71.082
1.75	1.625	11.402	11.304	82.386
2.00	1.875	8.588	8.514	90.900
2.25	2.125	4.587	4.548	95.447
2.50	2.375	2.411	2.390	97.838
2.75	2.625	1.274	1.263	99.101
3.00	2.875	0.507	0.503	99.603
3.25	3.125	0.254	0.252	99.855
3.50	3.375	0.100	0.099	99.954
3.75	3.625	0.034	0.034	99.988
4.00	3.875	0.006	0.006	99.994
5.00	4.500	0.006	0.006	100.000

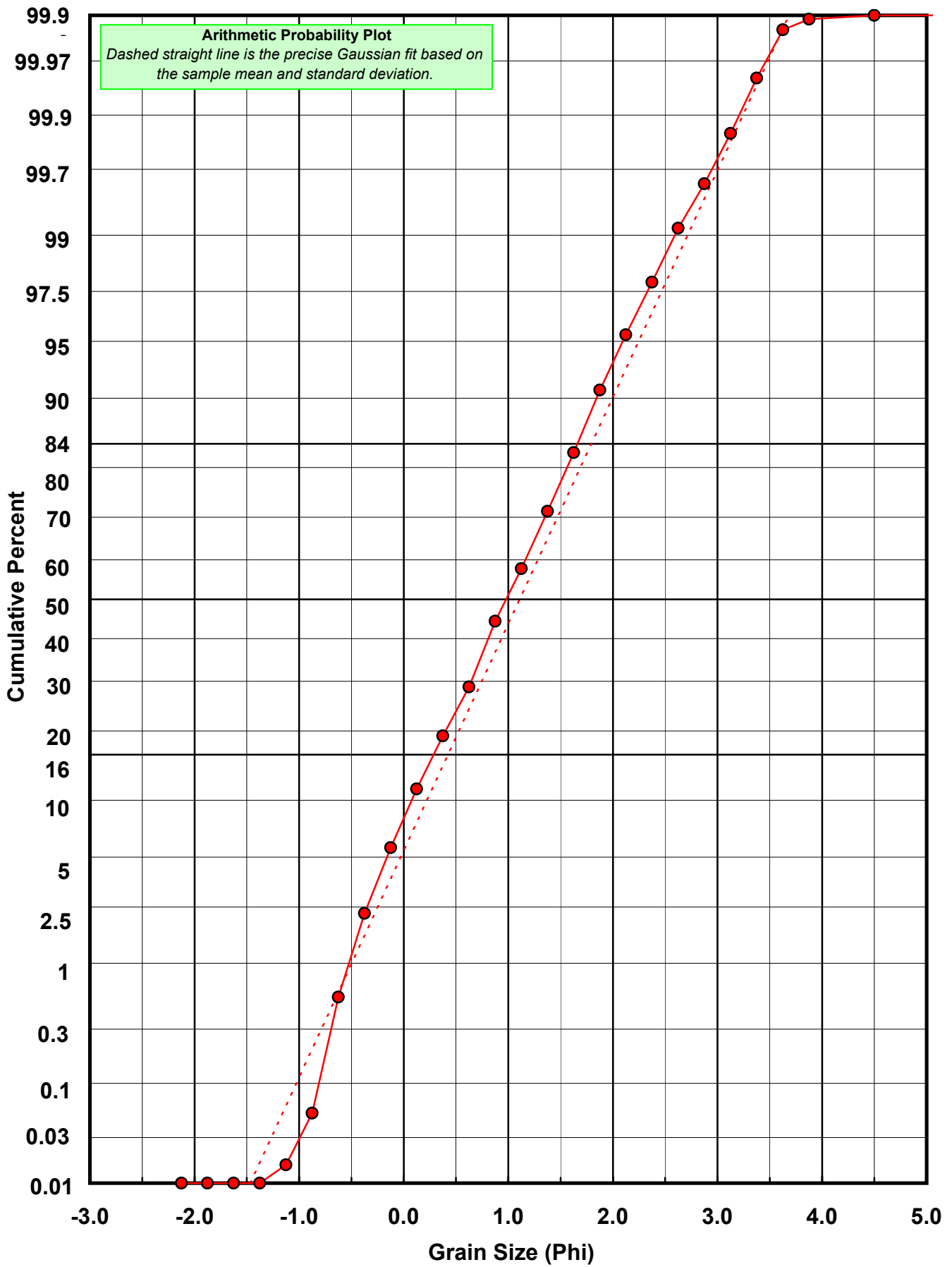
Statistical Results			
Mean:	1.1089	phi	(0.4636 mm)
Standard Dev:	0.6916	phi-units	(0.6192 mm)
Skewness:	0.0516	dimensionless	
Kurtosis:	2.8874	dimensionless	
5th Moment:	1.0556	dimensionless	
6th Moment:	14.0624	dimensionless	
RARD *	0.6236	dimensionless	
Median	0.9797	phi	(0.5071 mm)

* RARD = reciprocal absolute relative dispersion (see below)

Statistical Explanation
Calculations based on the Method of Moments
Skewness: 3rd Stand. Moment; Exact Gaussian = 0.0
Kurtosis: 4th Stand. Moment; Exact Gaussian = 3.0
For Further Explanation, See Calculation Sheets
Millimeter data calculated by $mm = 2^{(-phi)}$

Reciprocal Absolute Relative Dispersion (RARD) Scale	
< 0.5	Excellent homogeneity (e.g., beaches)
0.5 to 1.0	Good homogeneity
1.0 to 1.33	Fair homogeneity
> 1.33	Poor homogeneity (e.g., glacial)





Carbonate Grain Size Distribution

Onshore Grab Sample

Sample: FG-20-SS

Total Carbonate Mass: 50.194 grams

% Carbonate: 49.8 %

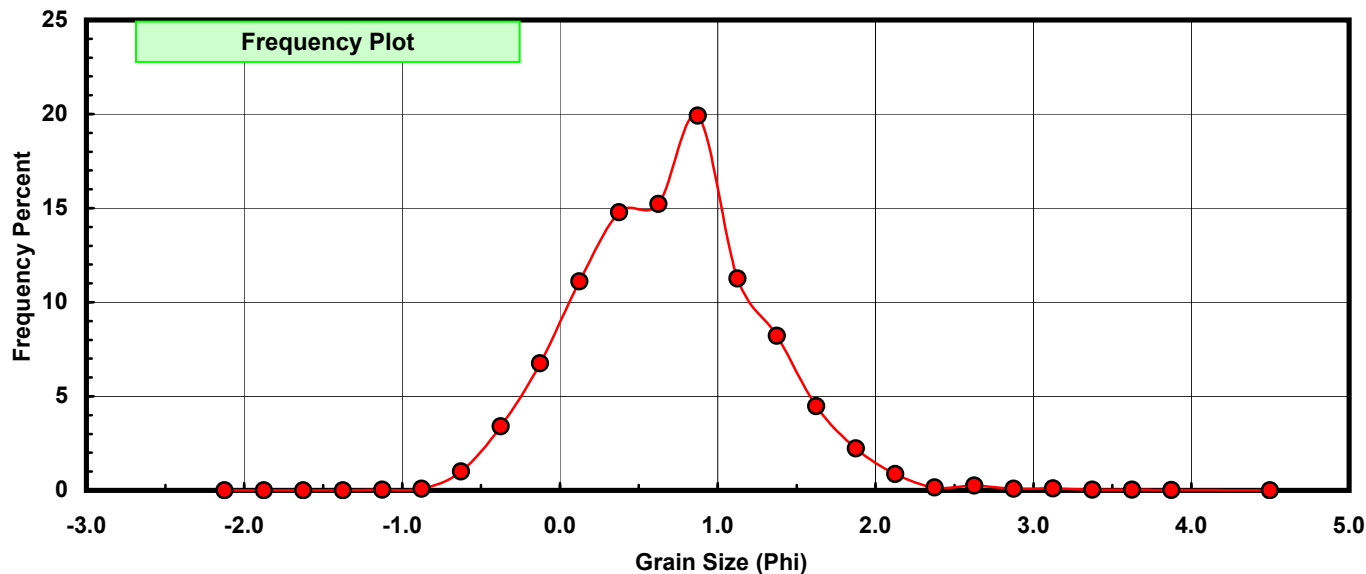
Sieve Size (phi)	Sieve Midpt (phi)	Weight (grams)	Freq Weight %	Cumulative Weight %
-2.00	-2.125	0.000	0.000	0.000
-1.75	-1.875	0.000	0.000	0.000
-1.50	-1.625	0.000	0.000	0.000
-1.25	-1.375	0.000	0.000	0.000
-1.00	-1.125	0.014	0.028	0.028
-0.75	-0.875	0.040	0.080	0.108
-0.50	-0.625	0.505	1.006	1.114
-0.25	-0.375	1.705	3.397	4.510
0.00	-0.125	3.389	6.752	11.262
0.25	0.125	5.572	11.101	22.363
0.50	0.375	7.422	14.787	37.150
0.75	0.625	7.638	15.217	52.367
1.00	0.875	9.999	19.921	72.288
1.25	1.125	5.651	11.258	83.546
1.50	1.375	4.124	8.216	91.762
1.75	1.625	2.244	4.471	96.233
2.00	1.875	1.120	2.231	98.464
2.25	2.125	0.436	0.869	99.333
2.50	2.375	0.077	0.153	99.486
2.75	2.625	0.124	0.247	99.733
3.00	2.875	0.043	0.086	99.819
3.25	3.125	0.051	0.102	99.920
3.50	3.375	0.017	0.034	99.954
3.75	3.625	0.018	0.036	99.990
4.00	3.875	0.005	0.010	100.000
5.00	4.500	0.000	0.000	100.000

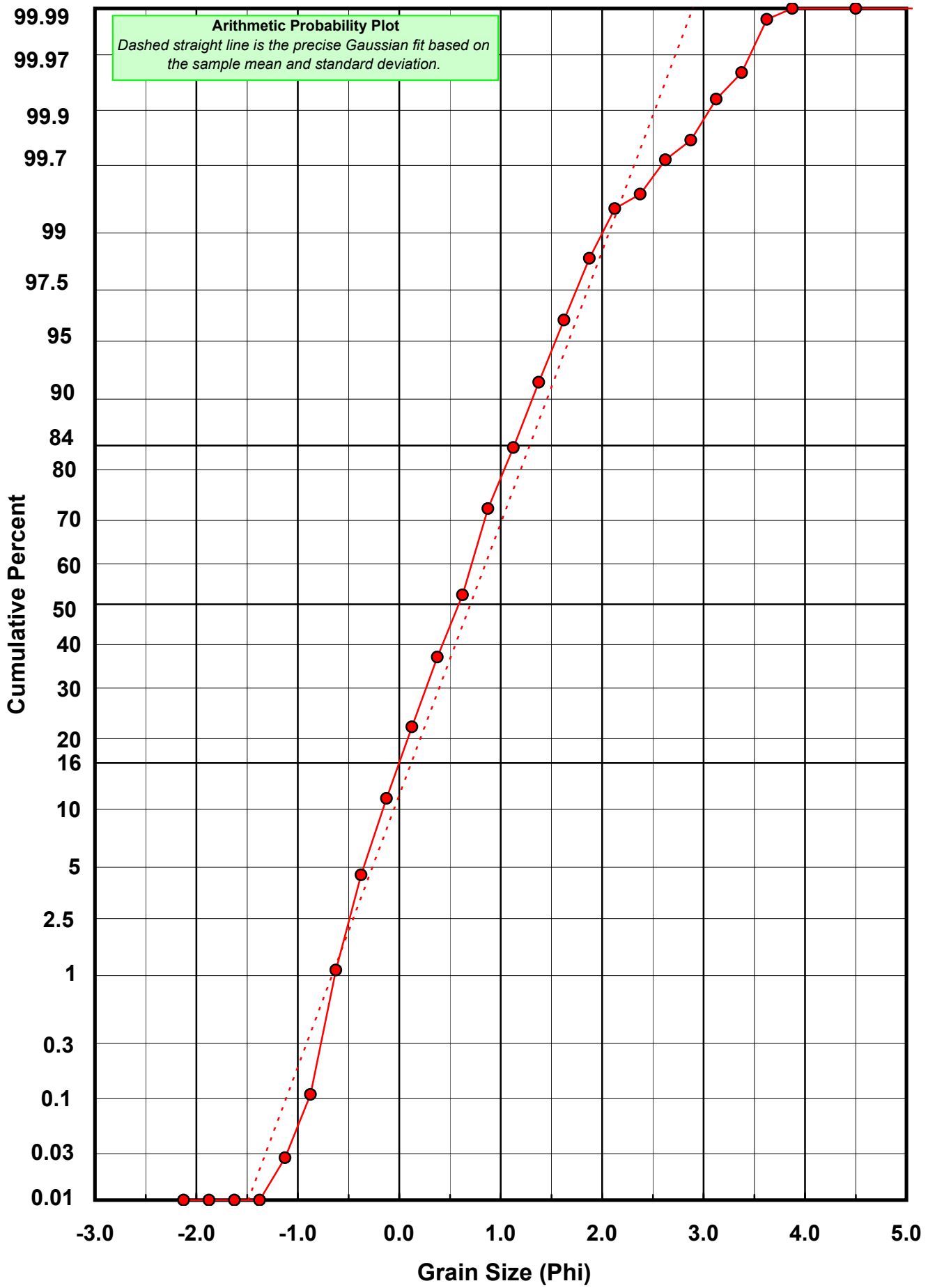
Statistical Results			
Mean:	0.7014	phi	(0.615 mm)
Standard Dev:	0.5886	phi-units	(0.665 mm)
Skewness:	0.3125	dimensionless	
Kurtosis:	3.5296	dimensionless	
5th Moment:	5.3834	dimensionless	
6th Moment:	30.1217	dimensionless	
RARD *	0.8391	dimensionless	
Median	0.5861	phi	(0.6661 mm)

* RARD = reciprocal absolute relative dispersion (see below)

Statistical Explanation	
Calculations based on the Method of Moments	
Skewness: 3rd Stand. Moment; Exact Gaussian = 0.0	
Kurtosis: 4th Stand. Moment; Exact Gaussian = 3.0	
For Further Explanation, See Calculation Sheets	
Millimeter data calculated by $mm = 2^{(-phi)}$	

Reciprocal Absolute Relative Dispersion (RARD) Scale	
< 0.5	Excellent homogeneity (e.g., beaches)
0.5 to 1.0	Good homogeneity
1.0 to 1.33	Fair homogeneity
> 1.33	Poor homogeneity (e.g., glacial)





Post-Digestion Grain Size Distribution

Onshore Grab Sample

Sample: FG-20-SS

Total Digested Mass: 50.667 grams

% Silica: 50.2 %

Sieve Size (phi)	Sieve Midpt (phi)	Weight (grams)	Freq Weight %	Cumulative Weight %
-2.00	-2.125	0.000	0.000	0.000
-1.75	-1.875	0.000	0.000	0.000
-1.50	-1.625	0.000	0.000	0.000
-1.25	-1.375	0.000	0.000	0.000
-1.00	-1.125	0.000	0.000	0.000
-0.75	-0.875	0.000	0.000	0.000
-0.50	-0.625	0.000	0.000	0.000
-0.25	-0.375	0.009	0.018	0.018
0.00	-0.125	0.013	0.026	0.043
0.25	0.125	0.170	0.336	0.379
0.50	0.375	0.658	1.299	1.678
0.75	0.625	2.090	4.125	5.803
1.00	0.875	5.600	11.053	16.855
1.25	1.125	7.748	15.292	32.147
1.50	1.375	9.351	18.456	50.603
1.75	1.625	9.158	18.075	68.678
2.00	1.875	7.468	14.739	83.417
2.25	2.125	4.151	8.193	91.610
2.50	2.375	2.334	4.607	96.216
2.75	2.625	1.150	2.270	98.486
3.00	2.875	0.464	0.916	99.402
3.25	3.125	0.203	0.401	99.803
3.50	3.375	0.083	0.164	99.966
3.75	3.625	0.016	0.032	99.998
4.00	3.875	0.001	0.002	100.000
5.00	4.500	0.000	0.000	100.000

Statistical Results			
Mean:	1.5122	phi	(0.3506 mm)
Standard Dev:	0.5324	phi-units	(0.6914 mm)
Skewness:	0.2952	dimensionless	
Kurtosis:	3.1156	dimensionless	
5th Moment:	2.9140	dimensionless	
6th Moment:	17.4277	dimensionless	
RARD *	0.3520	dimensionless	
Median	1.3668	phi	(0.3877 mm)

* RARD = reciprocal absolute relative dispersion (see below)

Statistical Explanation	
Calculations based on the Method of Moments	
Skewness: 3rd Stand. Moment; Exact Gaussian = 0.0	
Kurtosis: 4th Stand. Moment; Exact Gaussian = 3.0	
For Further Explanation, See Calculation Sheets	
Millimeter data calculated by $mm = 2^{(-phi)}$	

Reciprocal Absolute Relative Dispersion (RARD) Scale	
< 0.5	Excellent homogeneity (e.g., beaches)
0.5 to 1.0	Good homogeneity
1.0 to 1.33	Fair homogeneity
> 1.33	Poor homogeneity (e.g., glacial)

