

Onshore Grab Sample

Sample: FG-15-SS
Sample Taken By: J. Ladner
Sample Collected On: 12/3/03
Splits? N/A

County: Flagler
Latitude: 29° 29' 21.9"
Longitude: 81° 07' 51.9"
Datum: NAD 83
Surf. Elev: N/A
Datum: N/A

Fine Data Summary

Total Sample Weight 79.684 grams
Total Fines in Sample 0.481 grams
Total Percent Fines 0.60 %

Dry Sieving Summary

Total Sample Weight 79.086 grams
Total Digested Weight 55.601 grams
Total Carbonate Weight 23.485 grams
Total Silica % 70.30 %
Total Carbonate % 29.70 %
Carbonate/Silica Ratio 0.422

General Comments:

None

Description

Worked By: M. Lachance

Pre-Digestion Grain Size Distribution

Onshore Grab Sample

Sample: FG-15-SS

Total Sample Mass: 79.086 grams

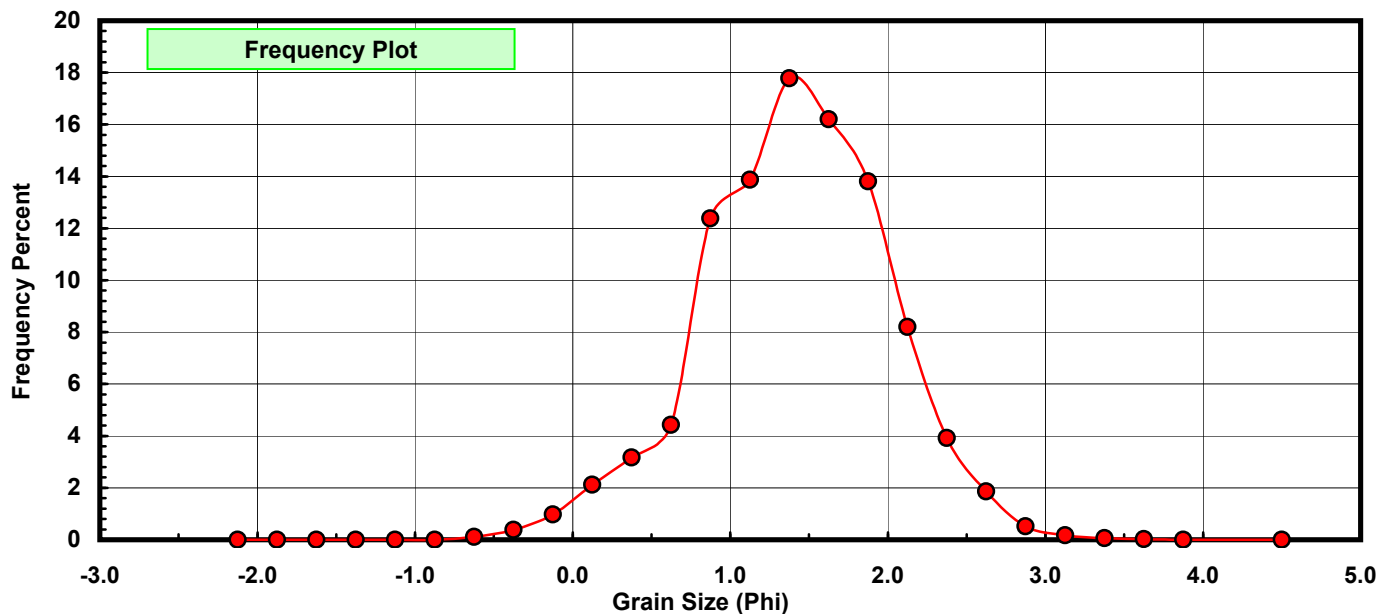
Sieve Size (phi)	Sieve Midpt (phi)	Weight (grams)	Freq Weight %	Cumulative Weight %
-2.00	-2.125	0.000	0.000	0.000
-1.75	-1.875	0.000	0.000	0.000
-1.50	-1.625	0.000	0.000	0.000
-1.25	-1.375	0.000	0.000	0.000
-1.00	-1.125	0.000	0.000	0.000
-0.75	-0.875	0.001	0.001	0.001
-0.50	-0.625	0.092	0.116	0.118
-0.25	-0.375	0.305	0.386	0.503
0.00	-0.125	0.769	0.972	1.476
0.25	0.125	1.679	2.123	3.599
0.50	0.375	2.505	3.167	6.766
0.75	0.625	3.505	4.432	11.198
1.00	0.875	9.795	12.385	23.583
1.25	1.125	10.974	13.876	37.459
1.50	1.375	14.059	17.777	55.236
1.75	1.625	12.812	16.200	71.436
2.00	1.875	10.918	13.805	85.241
2.25	2.125	6.488	8.204	93.445
2.50	2.375	3.099	3.919	97.364
2.75	2.625	1.474	1.864	99.227
3.00	2.875	0.406	0.513	99.741
3.25	3.125	0.137	0.173	99.914
3.50	3.375	0.051	0.064	99.979
3.75	3.625	0.015	0.019	99.997
4.00	3.875	0.001	0.001	99.999
5.00	4.500	0.001	0.001	100.000

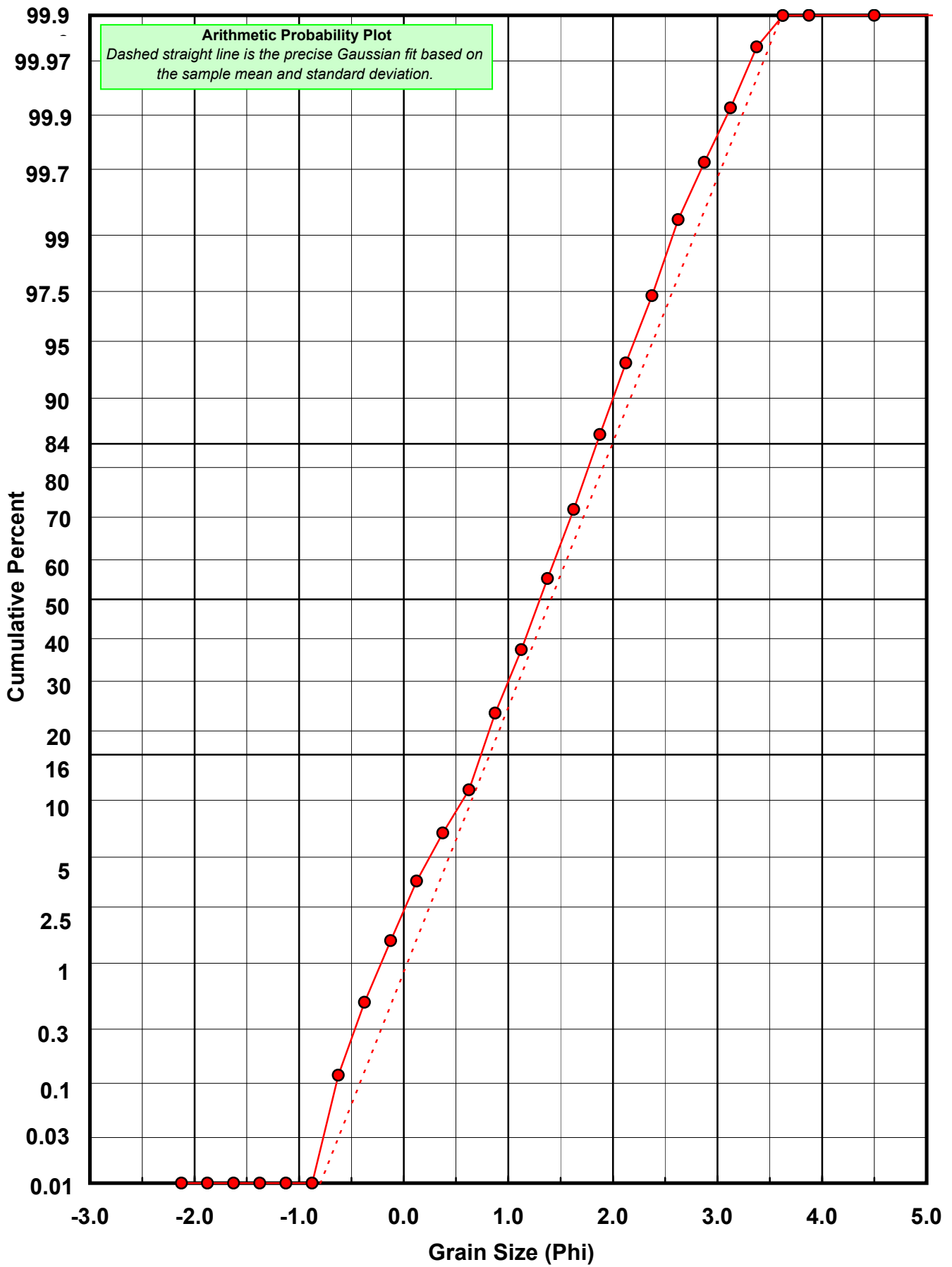
Statistical Results			
Mean:	1.4093	phi	(0.3765 mm)
Standard Dev:	0.5923	phi-units	(0.6633 mm)
Skewness:	-0.2126	dimensionless	
Kurtosis:	3.2326	dimensionless	
5th Moment:	-1.7938	dimensionless	
6th Moment:	17.7384	dimensionless	
RARD *	0.4202	dimensionless	
Median	1.3014	phi	(0.4057 mm)

* RARD = reciprocal absolute relative dispersion (see below)

Statistical Explanation
Calculations based on the Method of Moments
Skewness: 3rd Stand. Moment; Exact Gaussian = 0.0
Kurtosis: 4th Stand. Moment; Exact Gaussian = 3.0
For Further Explanation, See Calculation Sheets
Millimeter data calculated by $mm = 2^{(-phi)}$

Reciprocal Absolute Relative Dispersion (RARD) Scale	
< 0.5	Excellent homogeneity (e.g., beaches)
0.5 to 1.0	Good homogeneity
1.0 to 1.33	Fair homogeneity
> 1.33	Poor homogeneity (e.g., glacial)





Carbonate Grain Size Distribution

Onshore Grab Sample

Sample: FG-15-SS

Total Carbonate Mass: 23.493 grams

% Carbonate: 29.7 %

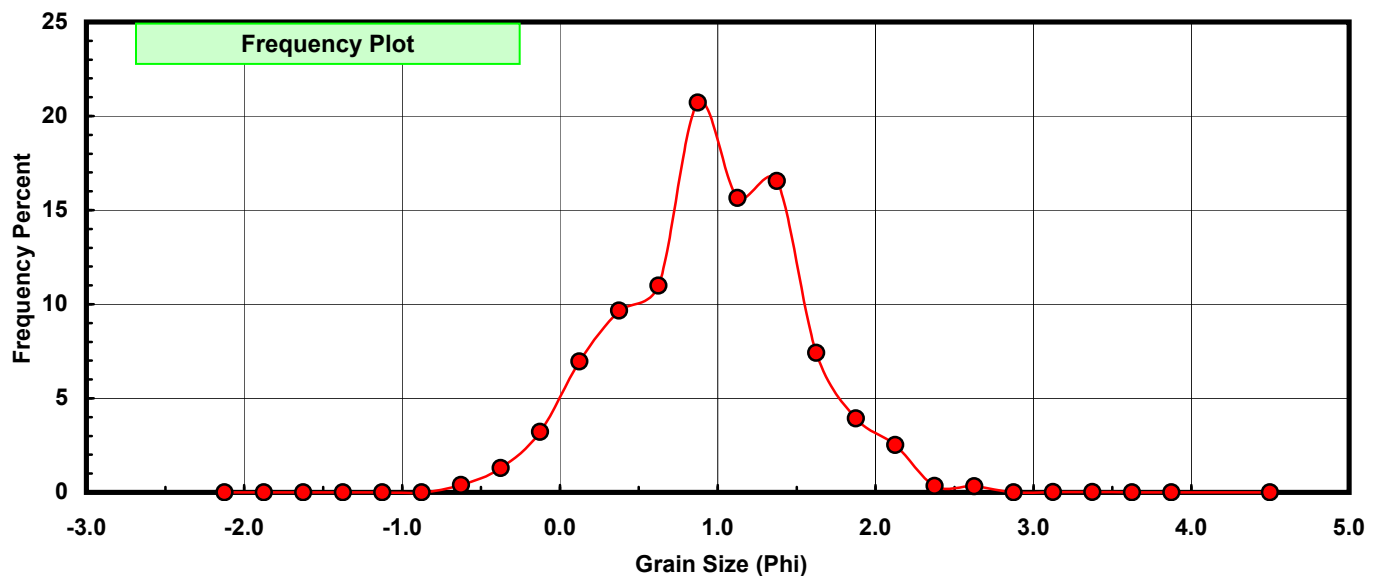
Sieve Size (phi)	Sieve Midpt (phi)	Weight (grams)	Freq Weight %	Cumulative Weight %
-2.00	-2.125	0.000	0.000	0.000
-1.75	-1.875	0.000	0.000	0.000
-1.50	-1.625	0.000	0.000	0.000
-1.25	-1.375	0.000	0.000	0.000
-1.00	-1.125	0.000	0.000	0.000
-0.75	-0.875	0.001	0.004	0.004
-0.50	-0.625	0.092	0.392	0.396
-0.25	-0.375	0.305	1.298	1.694
0.00	-0.125	0.757	3.222	4.916
0.25	0.125	1.633	6.951	11.867
0.50	0.375	2.271	9.667	21.534
0.75	0.625	2.583	10.995	32.529
1.00	0.875	4.867	20.717	53.246
1.25	1.125	3.677	15.651	68.897
1.50	1.375	3.889	16.554	85.451
1.75	1.625	1.743	7.419	92.870
2.00	1.875	0.922	3.925	96.795
2.25	2.125	0.592	2.520	99.315
2.50	2.375	0.078	0.332	99.647
2.75	2.625	0.074	0.315	99.962
3.00	2.875	0.000	0.000	99.962
3.25	3.125	0.005	0.021	99.983
3.50	3.375	0.003	0.013	99.996
3.75	3.625	0.001	0.004	100.000
4.00	3.875	0.000	0.000	100.000
5.00	4.500	0.000	0.000	100.000

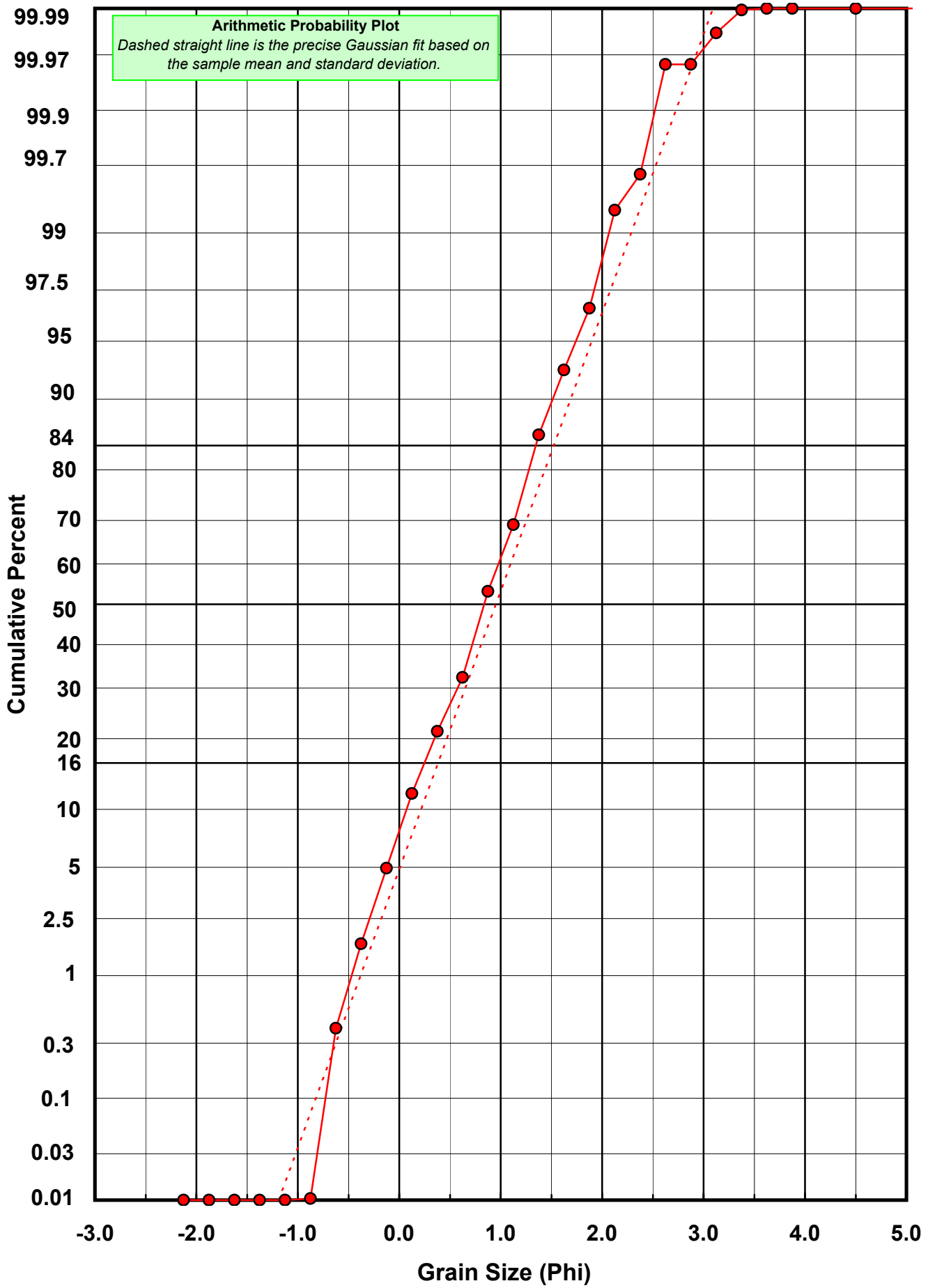
Statistical Results			
Mean:	0.9523	phi	(0.5168 mm)
Standard Dev:	0.5749	phi-units	(0.6713 mm)
Skewness:	-0.0645	dimensionless	
Kurtosis:	2.8615	dimensionless	
5th Moment:	0.1502	dimensionless	
6th Moment:	13.5125	dimensionless	
RARD *	0.6037	dimensionless	
Median	0.8358	phi	(0.5603 mm)

* RARD = reciprocal absolute relative dispersion (see below)

Statistical Explanation	
Calculations based on the Method of Moments	
Skewness: 3rd Stand. Moment; Exact Gaussian = 0.0	
Kurtosis: 4th Stand. Moment; Exact Gaussian = 3.0	
For Further Explanation, See Calculation Sheets	
Millimeter data calculated by $mm = 2^{(-phi)}$	

Reciprocal Absolute Relative Dispersion (RARD) Scale	
< 0.5	Excellent homogeneity (e.g., beaches)
0.5 to 1.0	Good homogeneity
1.0 to 1.33	Fair homogeneity
> 1.33	Poor homogeneity (e.g., glacial)





Post-Digestion Grain Size Distribution

Onshore Grab Sample

Sample: FG-15-SS

Total Digested Mass: 55.601 grams

% Silica: 70.3 %

Sieve Size (phi)	Sieve Midpt (phi)	Weight (grams)	Freq Weight %	Cumulative Weight %
-2.00	-2.125	0.000	0.000	0.000
-1.75	-1.875	0.000	0.000	0.000
-1.50	-1.625	0.000	0.000	0.000
-1.25	-1.375	0.000	0.000	0.000
-1.00	-1.125	0.000	0.000	0.000
-0.75	-0.875	0.000	0.000	0.000
-0.50	-0.625	0.000	0.000	0.000
-0.25	-0.375	0.000	0.000	0.000
0.00	-0.125	0.012	0.022	0.022
0.25	0.125	0.046	0.083	0.104
0.50	0.375	0.234	0.421	0.525
0.75	0.625	0.922	1.658	2.183
1.00	0.875	4.928	8.863	11.047
1.25	1.125	7.297	13.124	24.170
1.50	1.375	10.170	18.291	42.461
1.75	1.625	11.069	19.908	62.369
2.00	1.875	9.996	17.978	80.347
2.25	2.125	5.896	10.604	90.952
2.50	2.375	3.021	5.433	96.385
2.75	2.625	1.400	2.518	98.903
3.00	2.875	0.415	0.746	99.649
3.25	3.125	0.132	0.237	99.887
3.50	3.375	0.048	0.086	99.973
3.75	3.625	0.014	0.025	99.998
4.00	3.875	0.001	0.002	100.000
5.00	4.500	0.000	0.000	100.000

Statistical Results			
Mean:	1.6026	phi	(0.3293 mm)
Standard Dev:	0.4876	phi-units	(0.7132 mm)
Skewness:	0.2101	dimensionless	
Kurtosis:	2.9536	dimensionless	
5th Moment:	2.1930	dimensionless	
6th Moment:	15.7691	dimensionless	
RARD *	0.3043	dimensionless	
Median	1.4697	phi	(0.3611 mm)

* RARD = reciprocal absolute relative dispersion (see below)

Statistical Explanation	
Calculations based on the Method of Moments	
Skewness: 3rd Stand. Moment; Exact Gaussian = 0.0	
Kurtosis: 4th Stand. Moment; Exact Gaussian = 3.0	
For Further Explanation, See Calculation Sheets	
Millimeter data calculated by $mm = 2^{(-phi)}$	

Reciprocal Absolute Relative Dispersion (RARD) Scale	
< 0.5	Excellent homogeneity (e.g., beaches)
0.5 to 1.0	Good homogeneity
1.0 to 1.33	Fair homogeneity
> 1.33	Poor homogeneity (e.g., glacial)

