

Onshore Grab Sample

Sample: FG-14-SS
Sample Taken By: J. Ladner
Sample Collected On: 12/3/03
Splits? N/A

County: Flagler
Latitude: 29° 30' 04.7"
Longitude: 81° 08' 12.1"
Datum: NAD 83
Surf. Elev: N/A
Datum: N/A

Fine Data Summary

Total Sample Weight	89.094 grams
Total Fines in Sample	0.602 grams
Total Percent Fines	0.67 %

Dry Sieving Summary

Total Sample Weight	88.243 grams
Total Digested Weight	53.089 grams
Total Carbonate Weight	35.154 grams
Total Silica %	60.16 %
Total Carbonate %	39.84 %
Carbonate/Silica Ratio	0.662

General Comments:

None

Description

Worked By: M. Lachance

Pre-Digestion Grain Size Distribution

Onshore Grab Sample

Sample: FG-14-SS

Total Sample Mass: 88.243 grams

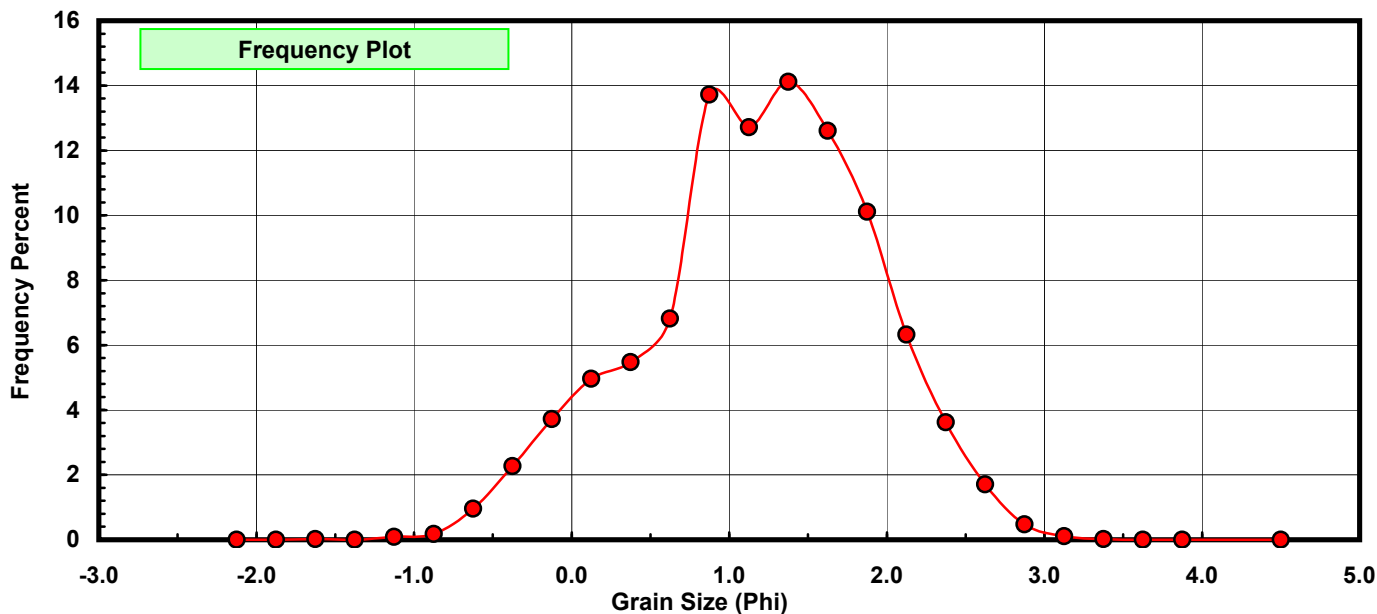
Sieve Size (phi)	Sieve Midpt (phi)	Weight (grams)	Freq Weight %	Cumulative Weight %
-2.00	-2.125	0.000	0.000	0.000
-1.75	-1.875	0.000	0.000	0.000
-1.50	-1.625	0.020	0.023	0.023
-1.25	-1.375	0.000	0.000	0.023
-1.00	-1.125	0.074	0.084	0.107
-0.75	-0.875	0.153	0.173	0.280
-0.50	-0.625	0.847	0.960	1.240
-0.25	-0.375	1.998	2.264	3.504
0.00	-0.125	3.279	3.716	7.220
0.25	0.125	4.380	4.964	12.183
0.50	0.375	4.834	5.478	17.661
0.75	0.625	6.015	6.816	24.478
1.00	0.875	12.112	13.726	38.204
1.25	1.125	11.222	12.717	50.921
1.50	1.375	12.453	14.112	65.033
1.75	1.625	11.124	12.606	77.639
2.00	1.875	8.924	10.113	87.752
2.25	2.125	5.584	6.328	94.080
2.50	2.375	3.193	3.618	97.698
2.75	2.625	1.505	1.706	99.404
3.00	2.875	0.414	0.469	99.873
3.25	3.125	0.093	0.105	99.978
3.50	3.375	0.018	0.020	99.999
3.75	3.625	0.001	0.001	100.000
4.00	3.875	0.000	0.000	100.000
5.00	4.500	0.000	0.000	100.000

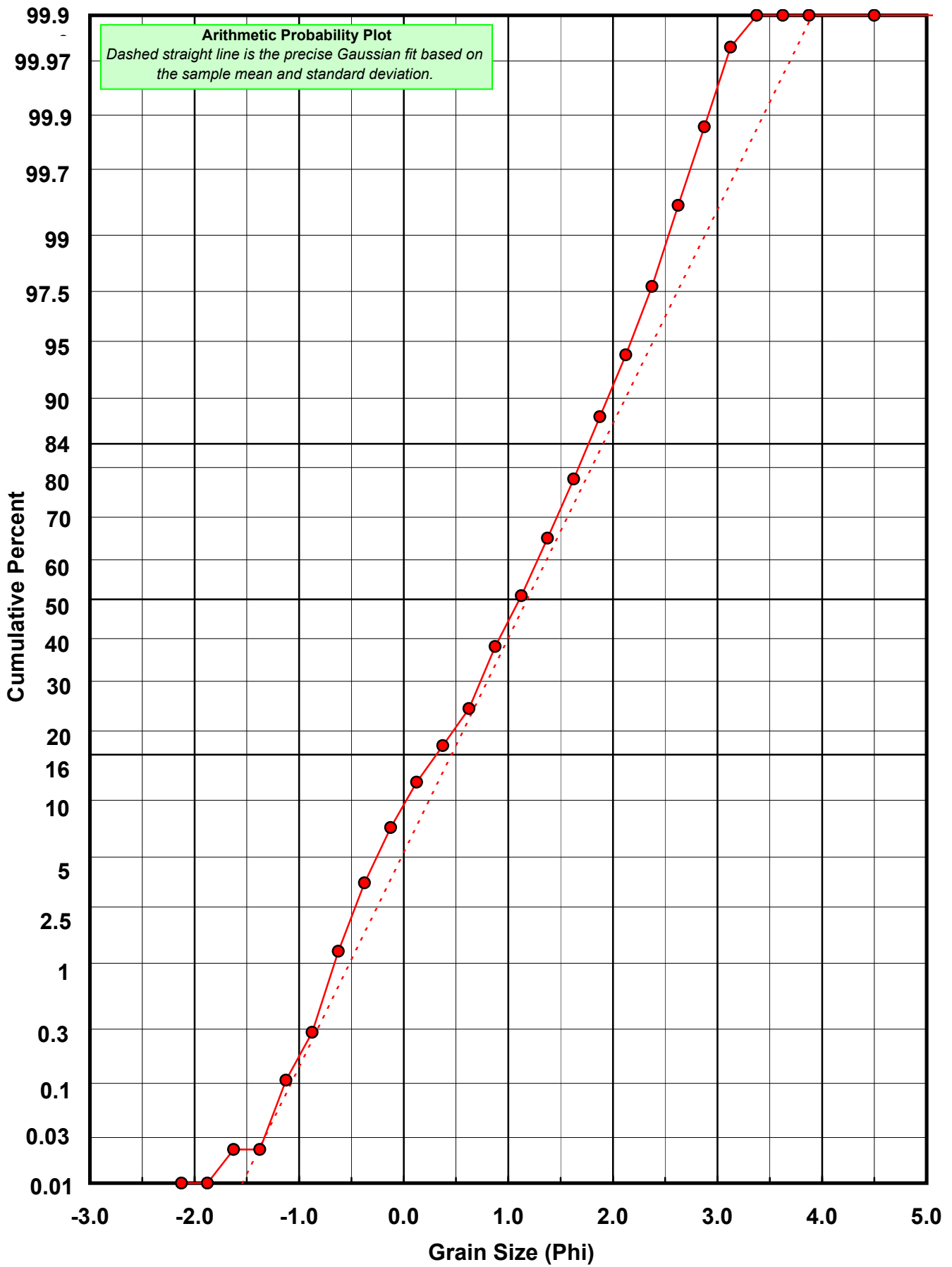
Statistical Results			
Mean:	1.1818	phi	(0.4408 mm)
Standard Dev:	0.7316	phi-units	(0.6022 mm)
Skewness:	-0.2946	dimensionless	
Kurtosis:	2.7881	dimensionless	
5th Moment:	-1.9964	dimensionless	
6th Moment:	11.8934	dimensionless	
RARD *	0.6191	dimensionless	
Median	1.1069	phi	(0.4643 mm)

* RARD = reciprocal absolute relative dispersion (see below)

Statistical Explanation
Calculations based on the Method of Moments
Skewness: 3rd Stand. Moment; Exact Gaussian = 0.0
Kurtosis: 4th Stand. Moment; Exact Gaussian = 3.0
For Further Explanation, See Calculation Sheets
Millimeter data calculated by $mm = 2^{(-phi)}$

Reciprocal Absolute Relative Dispersion (RARD) Scale	
< 0.5	Excellent homogeneity (e.g., beaches)
0.5 to 1.0	Good homogeneity
1.0 to 1.33	Fair homogeneity
> 1.33	Poor homogeneity (e.g., glacial)





Carbonate Grain Size Distribution

Onshore Grab Sample

Sample: FG-14-SS

Total Carbonate Mass: 35.169 grams

% Carbonate: 39.8 %

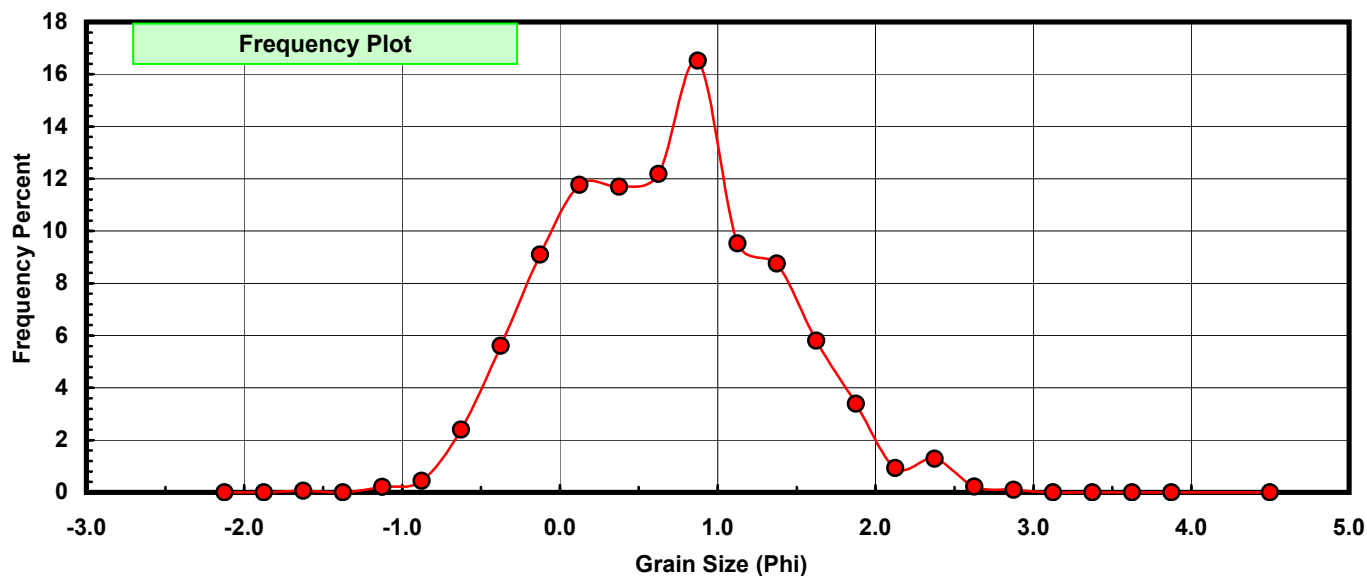
Sieve Size (phi)	Sieve Midpt (phi)	Weight (grams)	Freq Weight %	Cumulative Weight %
-2.00	-2.125	0.000	0.000	0.000
-1.75	-1.875	0.000	0.000	0.000
-1.50	-1.625	0.020	0.057	0.057
-1.25	-1.375	0.000	0.000	0.057
-1.00	-1.125	0.074	0.210	0.267
-0.75	-0.875	0.153	0.435	0.702
-0.50	-0.625	0.843	2.397	3.099
-0.25	-0.375	1.974	5.613	8.712
0.00	-0.125	3.200	9.099	17.811
0.25	0.125	4.139	11.769	29.580
0.50	0.375	4.114	11.698	41.278
0.75	0.625	4.287	12.190	53.468
1.00	0.875	5.808	16.515	69.982
1.25	1.125	3.350	9.525	79.508
1.50	1.375	3.081	8.761	88.268
1.75	1.625	2.042	5.806	94.074
2.00	1.875	1.194	3.395	97.469
2.25	2.125	0.327	0.930	98.399
2.50	2.375	0.451	1.282	99.682
2.75	2.625	0.079	0.225	99.906
3.00	2.875	0.033	0.094	100.000
3.25	3.125	0.000	0.000	100.000
3.50	3.375	0.000	0.000	100.000
3.75	3.625	0.000	0.000	100.000
4.00	3.875	0.000	0.000	100.000
5.00	4.500	0.000	0.000	100.000

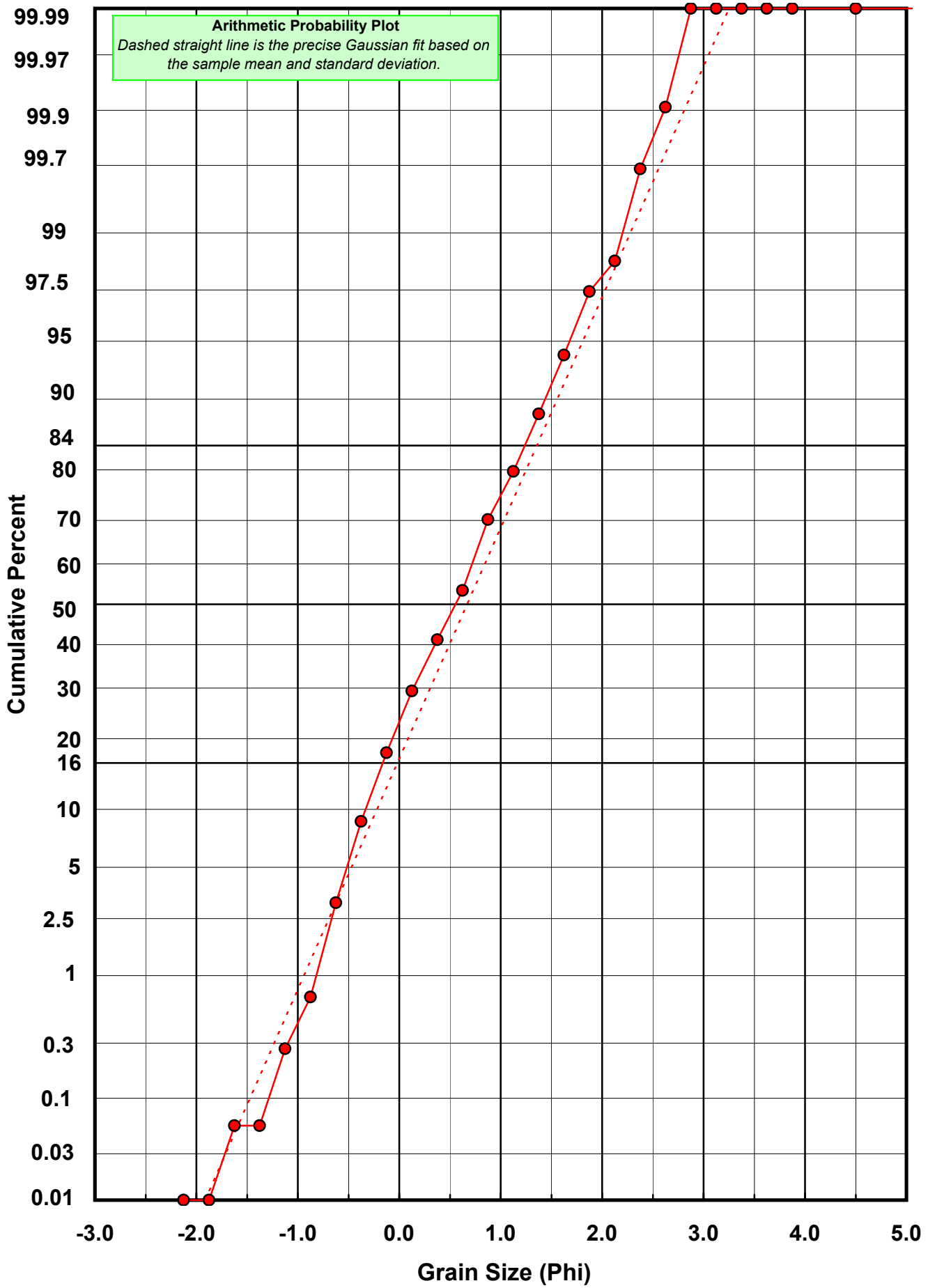
Statistical Results			
Mean:	0.6692	phi	(0.6289 mm)
Standard Dev:	0.6934	phi-units	(0.6184 mm)
Skewness:	0.1613	dimensionless	
Kurtosis:	2.6515	dimensionless	
5th Moment:	1.3141	dimensionless	
6th Moment:	11.3181	dimensionless	
RARD *	1.0361	dimensionless	
Median	0.5539	phi	(0.6812 mm)

* RARD = reciprocal absolute relative dispersion (see below)

Statistical Explanation	
Calculations based on the Method of Moments	
Skewness: 3rd Stand. Moment; Exact Gaussian = 0.0	
Kurtosis: 4th Stand. Moment; Exact Gaussian = 3.0	
For Further Explanation, See Calculation Sheets	
Millimeter data calculated by $mm = 2^{(-phi)}$	

Reciprocal Absolute Relative Dispersion (RARD) Scale	
< 0.5	Excellent homogeneity (e.g., beaches)
0.5 to 1.0	Good homogeneity
1.0 to 1.33	Fair homogeneity
> 1.33	Poor homogeneity (e.g., glacial)





Post-Digestion Grain Size Distribution

Onshore Grab Sample

Sample: FG-14-SS

Total Digested Mass: 53.089 grams

% Silica: 60.2 %

Sieve Size (phi)	Sieve Midpt (phi)	Weight (grams)	Freq Weight %	Cumulative Weight %
-2.00	-2.125	0.000	0.000	0.000
-1.75	-1.875	0.000	0.000	0.000
-1.50	-1.625	0.000	0.000	0.000
-1.25	-1.375	0.000	0.000	0.000
-1.00	-1.125	0.000	0.000	0.000
-0.75	-0.875	0.000	0.000	0.000
-0.50	-0.625	0.004	0.008	0.008
-0.25	-0.375	0.024	0.045	0.053
0.00	-0.125	0.079	0.149	0.202
0.25	0.125	0.241	0.454	0.656
0.50	0.375	0.720	1.356	2.012
0.75	0.625	1.728	3.255	5.267
1.00	0.875	6.304	11.874	17.141
1.25	1.125	7.872	14.828	31.969
1.50	1.375	9.372	17.653	49.622
1.75	1.625	9.082	17.107	66.729
2.00	1.875	7.730	14.560	81.290
2.25	2.125	5.257	9.902	91.192
2.50	2.375	2.742	5.165	96.357
2.75	2.625	1.426	2.686	99.043
3.00	2.875	0.381	0.718	99.761
3.25	3.125	0.094	0.177	99.938
3.50	3.375	0.022	0.041	99.979
3.75	3.625	0.011	0.021	100.000
4.00	3.875	0.000	0.000	100.000
5.00	4.500	0.000	0.000	100.000

Statistical Results			
Mean:	1.5220	phi	(0.3482 mm)
Standard Dev:	0.5362	phi-units	(0.6896 mm)
Skewness:	0.1141	dimensionless	
Kurtosis:	2.8611	dimensionless	
5th Moment:	0.6277	dimensionless	
6th Moment:	14.2068	dimensionless	
RARD *	0.3523	dimensionless	
Median	1.3805	phi	(0.3841 mm)

* RARD = reciprocal absolute relative dispersion (see below)

Statistical Explanation	
Calculations based on the Method of Moments	
Skewness: 3rd Stand. Moment; Exact Gaussian = 0.0	
Kurtosis: 4th Stand. Moment; Exact Gaussian = 3.0	
For Further Explanation, See Calculation Sheets	
Millimeter data calculated by $mm = 2^{(-phi)}$	

Reciprocal Absolute Relative Dispersion (RARD) Scale	
< 0.5	Excellent homogeneity (e.g., beaches)
0.5 to 1.0	Good homogeneity
1.0 to 1.33	Fair homogeneity
> 1.33	Poor homogeneity (e.g., glacial)

