

Onshore Grab Sample

Sample: FG-13-SS
Sample Taken By: J. Ladner
Sample Collected On: 12/3/03
Splits? N/A

County: Flagler
Latitude: 29° 30' 49.4"
Longitude: 81° 08' 34.8"
Datum: NAD 83
Surf. Elev: N/A
Datum: N/A

Fine Data Summary

Total Sample Weight 86.809 grams
Total Fines in Sample 0.521 grams
Total Percent Fines 0.60 %

Dry Sieving Summary

Total Sample Weight 86.185 grams
Total Digested Weight 50.710 grams
Total Carbonate Weight 35.475 grams
Total Silica % 58.84 %
Total Carbonate % 41.16 %
Carbonate/Silica Ratio 0.700

General Comments:

None

Description

Worked By: M. Lachance

Pre-Digestion Grain Size Distribution

Onshore Grab Sample

Sample: FG-13-SS

Total Sample Mass: 86.185 grams

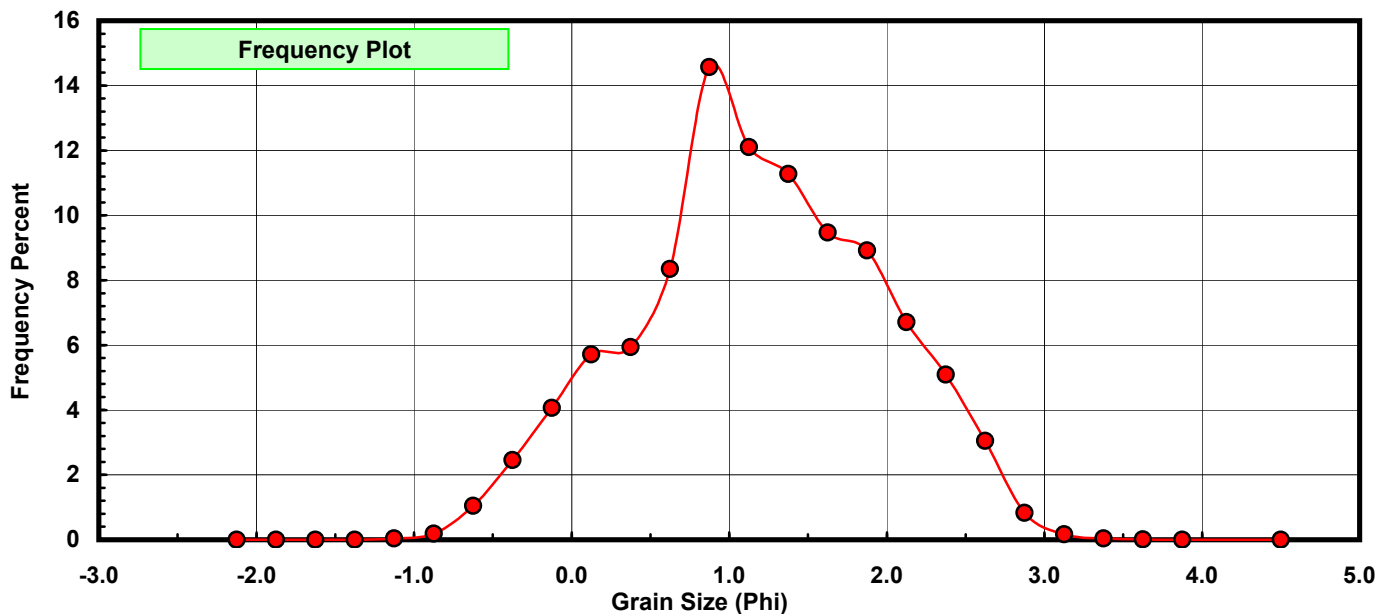
Sieve Size (phi)	Sieve Midpt (phi)	Weight (grams)	Freq Weight %	Cumulative Weight %
-2.00	-2.125	0.000	0.000	0.000
-1.75	-1.875	0.000	0.000	0.000
-1.50	-1.625	0.000	0.000	0.000
-1.25	-1.375	0.000	0.000	0.000
-1.00	-1.125	0.038	0.044	0.044
-0.75	-0.875	0.158	0.183	0.227
-0.50	-0.625	0.902	1.047	1.274
-0.25	-0.375	2.114	2.453	3.727
0.00	-0.125	3.500	4.061	7.788
0.25	0.125	4.922	5.711	13.499
0.50	0.375	5.118	5.938	19.437
0.75	0.625	7.192	8.345	27.782
1.00	0.875	12.560	14.573	42.355
1.25	1.125	10.428	12.100	54.455
1.50	1.375	9.721	11.279	65.734
1.75	1.625	8.165	9.474	75.208
2.00	1.875	7.685	8.917	84.125
2.25	2.125	5.778	6.704	90.829
2.50	2.375	4.384	5.087	95.916
2.75	2.625	2.624	3.045	98.960
3.00	2.875	0.714	0.828	99.789
3.25	3.125	0.141	0.164	99.952
3.50	3.375	0.034	0.039	99.992
3.75	3.625	0.007	0.008	100.000
4.00	3.875	0.000	0.000	100.000
5.00	4.500	0.000	0.000	100.000

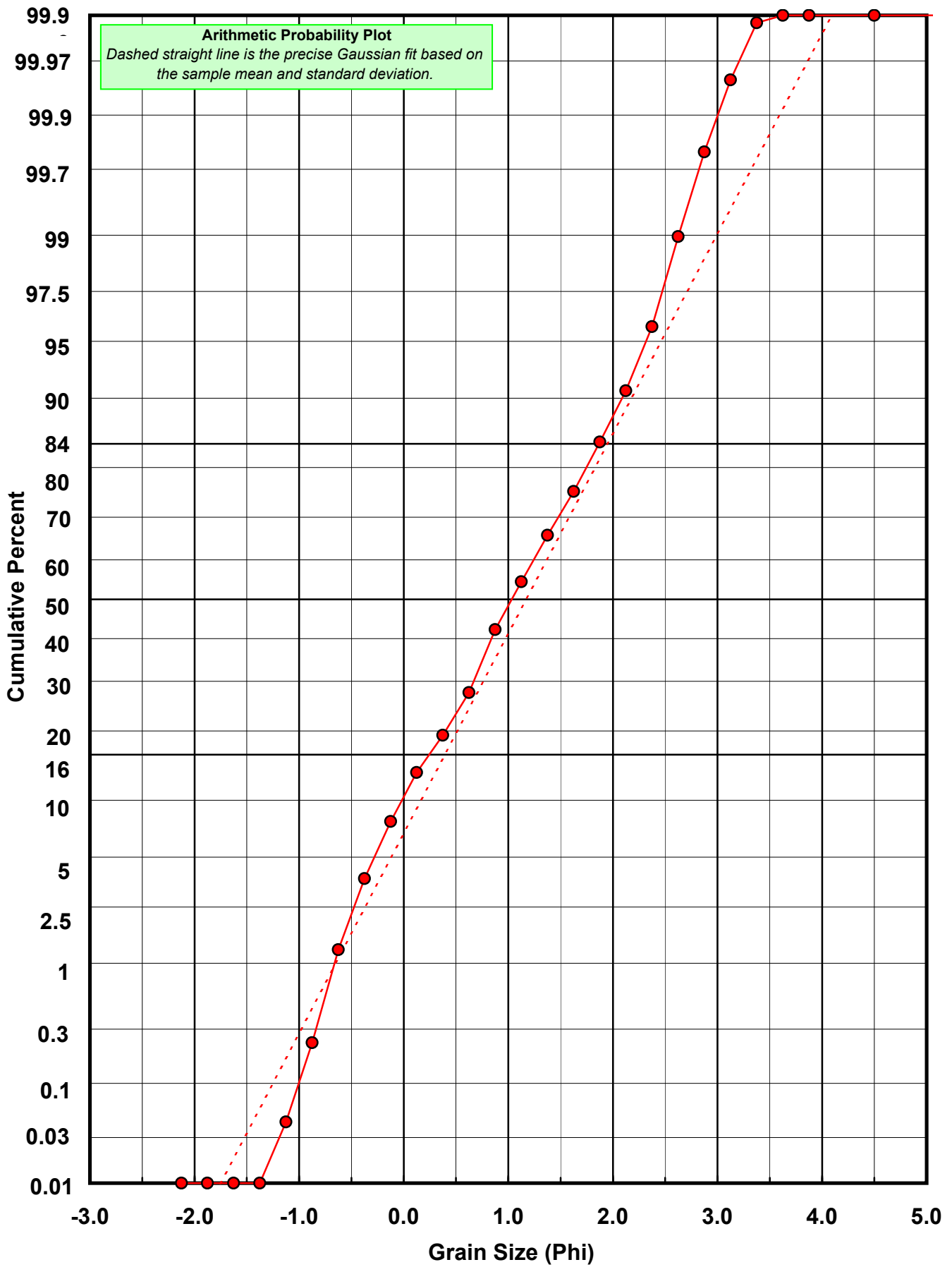
Statistical Results			
Mean:	1.1723	phi	(0.4437 mm)
Standard Dev:	0.7849	phi-units	(0.5804 mm)
Skewness:	-0.0744	dimensionless	
Kurtosis:	2.5049	dimensionless	
5th Moment:	-0.5611	dimensionless	
6th Moment:	8.7990	dimensionless	
RARD *	0.6695	dimensionless	
Median	1.0330	phi	(0.4887 mm)

* RARD = reciprocal absolute relative dispersion (see below)

Statistical Explanation
Calculations based on the Method of Moments
Skewness: 3rd Stand. Moment; Exact Gaussian = 0.0
Kurtosis: 4th Stand. Moment; Exact Gaussian = 3.0
For Further Explanation, See Calculation Sheets
Millimeter data calculated by $mm = 2^{(-phi)}$

Reciprocal Absolute Relative Dispersion (RARD) Scale	
< 0.5	Excellent homogeneity (e.g., beaches)
0.5 to 1.0	Good homogeneity
1.0 to 1.33	Fair homogeneity
> 1.33	Poor homogeneity (e.g., glacial)





Carbonate Grain Size Distribution

Onshore Grab Sample

Sample: FG-13-SS

Total Carbonate Mass: 35.485 grams

% Carbonate: 41.2 %

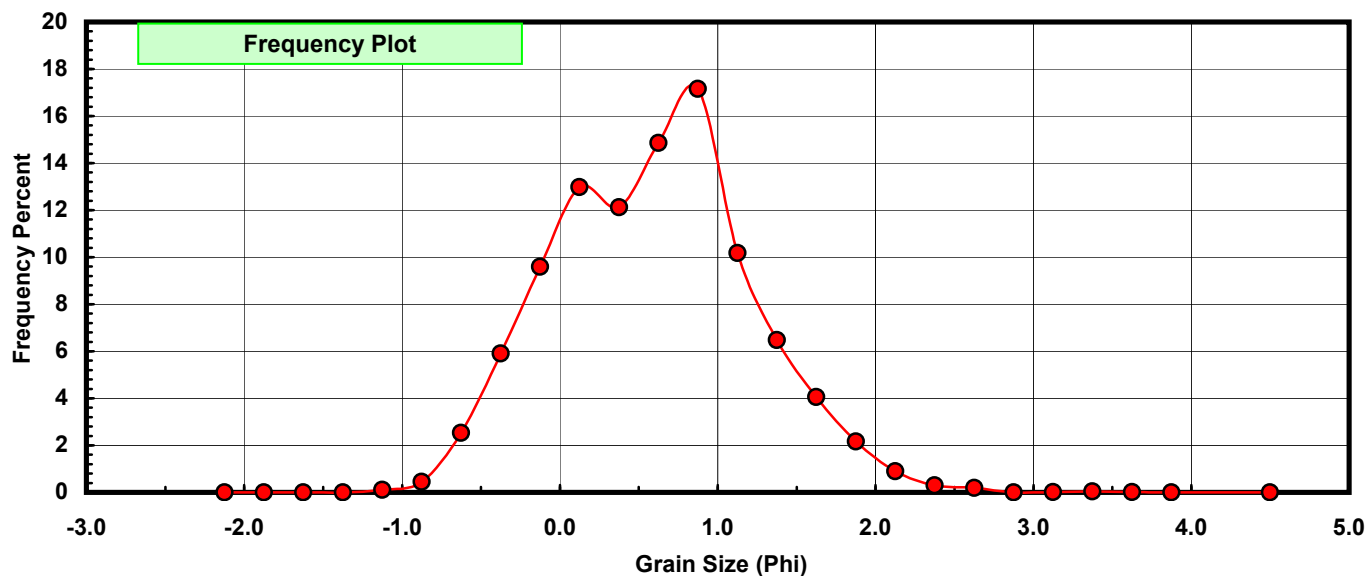
Sieve Size (phi)	Sieve Midpt (phi)	Weight (grams)	Freq Weight %	Cumulative Weight %
-2.00	-2.125	0.000	0.000	0.000
-1.75	-1.875	0.000	0.000	0.000
-1.50	-1.625	0.000	0.000	0.000
-1.25	-1.375	0.000	0.000	0.000
-1.00	-1.125	0.038	0.107	0.107
-0.75	-0.875	0.158	0.445	0.552
-0.50	-0.625	0.896	2.525	3.077
-0.25	-0.375	2.093	5.898	8.976
0.00	-0.125	3.403	9.590	18.566
0.25	0.125	4.606	12.980	31.546
0.50	0.375	4.300	12.118	43.664
0.75	0.625	5.270	14.851	58.515
1.00	0.875	6.088	17.157	75.671
1.25	1.125	3.612	10.179	85.850
1.50	1.375	2.299	6.479	92.329
1.75	1.625	1.437	4.050	96.379
2.00	1.875	0.769	2.167	98.546
2.25	2.125	0.321	0.905	99.450
2.50	2.375	0.106	0.299	99.749
2.75	2.625	0.066	0.186	99.935
3.00	2.875	0.000	0.000	99.935
3.25	3.125	0.003	0.008	99.944
3.50	3.375	0.013	0.037	99.980
3.75	3.625	0.007	0.020	100.000
4.00	3.875	0.000	0.000	100.000
5.00	4.500	0.000	0.000	100.000

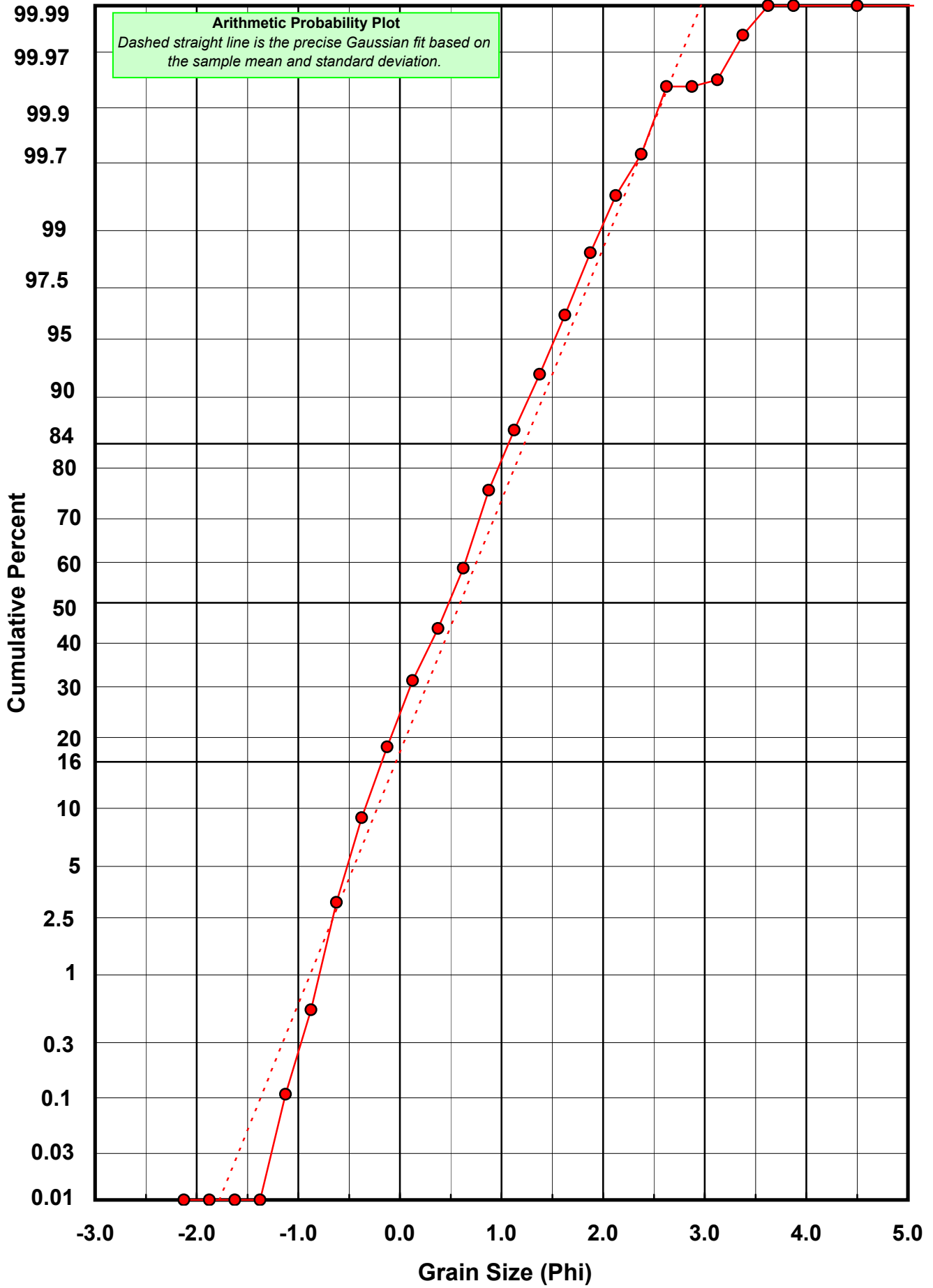
Statistical Results			
Mean:	0.5931	phi	(0.6629 mm)
Standard Dev:	0.6365	phi-units	(0.6433 mm)
Skewness:	0.2049	dimensionless	
Kurtosis:	2.8910	dimensionless	
5th Moment:	2.7119	dimensionless	
6th Moment:	16.5441	dimensionless	
RARD *	1.0732	dimensionless	
Median	0.4817	phi	(0.7162 mm)

* RARD = reciprocal absolute relative dispersion (see below)

Statistical Explanation	
Calculations based on the Method of Moments	
Skewness: 3rd Stand. Moment; Exact Gaussian = 0.0	
Kurtosis: 4th Stand. Moment; Exact Gaussian = 3.0	
For Further Explanation, See Calculation Sheets	
Millimeter data calculated by $mm = 2^{(-phi)}$	

Reciprocal Absolute Relative Dispersion (RARD) Scale	
< 0.5	Excellent homogeneity (e.g., beaches)
0.5 to 1.0	Good homogeneity
1.0 to 1.33	Fair homogeneity
> 1.33	Poor homogeneity (e.g., glacial)





Post-Digestion Grain Size Distribution

Onshore Grab Sample

Sample: FG-13-SS

Total Digested Mass: 50.710 grams

% Silica: 58.8 %

Sieve Size (phi)	Sieve Midpt (phi)	Weight (grams)	Freq Weight %	Cumulative Weight %
-2.00	-2.125	0.000	0.000	0.000
-1.75	-1.875	0.000	0.000	0.000
-1.50	-1.625	0.000	0.000	0.000
-1.25	-1.375	0.000	0.000	0.000
-1.00	-1.125	0.000	0.000	0.000
-0.75	-0.875	0.000	0.000	0.000
-0.50	-0.625	0.006	0.012	0.012
-0.25	-0.375	0.021	0.041	0.053
0.00	-0.125	0.097	0.191	0.245
0.25	0.125	0.316	0.623	0.868
0.50	0.375	0.818	1.613	2.481
0.75	0.625	1.922	3.790	6.271
1.00	0.875	6.472	12.763	19.034
1.25	1.125	6.816	13.441	32.475
1.50	1.375	7.422	14.636	47.111
1.75	1.625	6.728	13.268	60.379
2.00	1.875	6.916	13.638	74.017
2.25	2.125	5.457	10.761	84.778
2.50	2.375	4.278	8.436	93.214
2.75	2.625	2.558	5.044	98.259
3.00	2.875	0.724	1.428	99.686
3.25	3.125	0.138	0.272	99.959
3.50	3.375	0.021	0.041	100.000
3.75	3.625	0.000	0.000	100.000
4.00	3.875	0.000	0.000	100.000
5.00	4.500	0.000	0.000	100.000

Statistical Results			
Mean:	1.5779	phi	(0.335 mm)
Standard Dev:	0.6065	phi-units	(0.6568 mm)
Skewness:	0.0626	dimensionless	
Kurtosis:	2.4161	dimensionless	
5th Moment:	-0.0002	dimensionless	
6th Moment:	9.1398	dimensionless	
RARD *	0.3844	dimensionless	
Median	1.4294	phi	(0.3713 mm)

* RARD = reciprocal absolute relative dispersion (see below)

Statistical Explanation	
Calculations based on the Method of Moments	
Skewness: 3rd Stand. Moment; Exact Gaussian = 0.0	
Kurtosis: 4th Stand. Moment; Exact Gaussian = 3.0	
For Further Explanation, See Calculation Sheets	
Millimeter data calculated by $mm = 2^{(-phi)}$	

Reciprocal Absolute Relative Dispersion (RARD) Scale	
< 0.5	Excellent homogeneity (e.g., beaches)
0.5 to 1.0	Good homogeneity
1.0 to 1.33	Fair homogeneity
> 1.33	Poor homogeneity (e.g., glacial)

