

Onshore Grab Sample

Sample: FG-13-BB
Sample Taken By: J. Ladner
Sample Collected On: 12/3/03
Splits? N/A

County: Flagler
Latitude: 29° 30' 49.1"
Longitude: 81° 08' 35.4"
Datum: NAD 83
Surf. Elev: N/A
Datum: N/A

Fine Data Summary

Total Sample Weight 81.797 grams
Total Fines in Sample 0.098 grams
Total Percent Fines 0.12 %

Dry Sieving Summary

Total Sample Weight 81.588 grams
Total Digested Weight 63.127 grams
Total Carbonate Weight 18.461 grams
Total Silica % 77.37 %
Total Carbonate % 22.63 %
Carbonate/Silica Ratio 0.292

General Comments:

None

Description

Worked By: M. Lachance

Pre-Digestion Grain Size Distribution

Onshore Grab Sample

Sample: FG-13-BB

Total Sample Mass: 81.588 grams

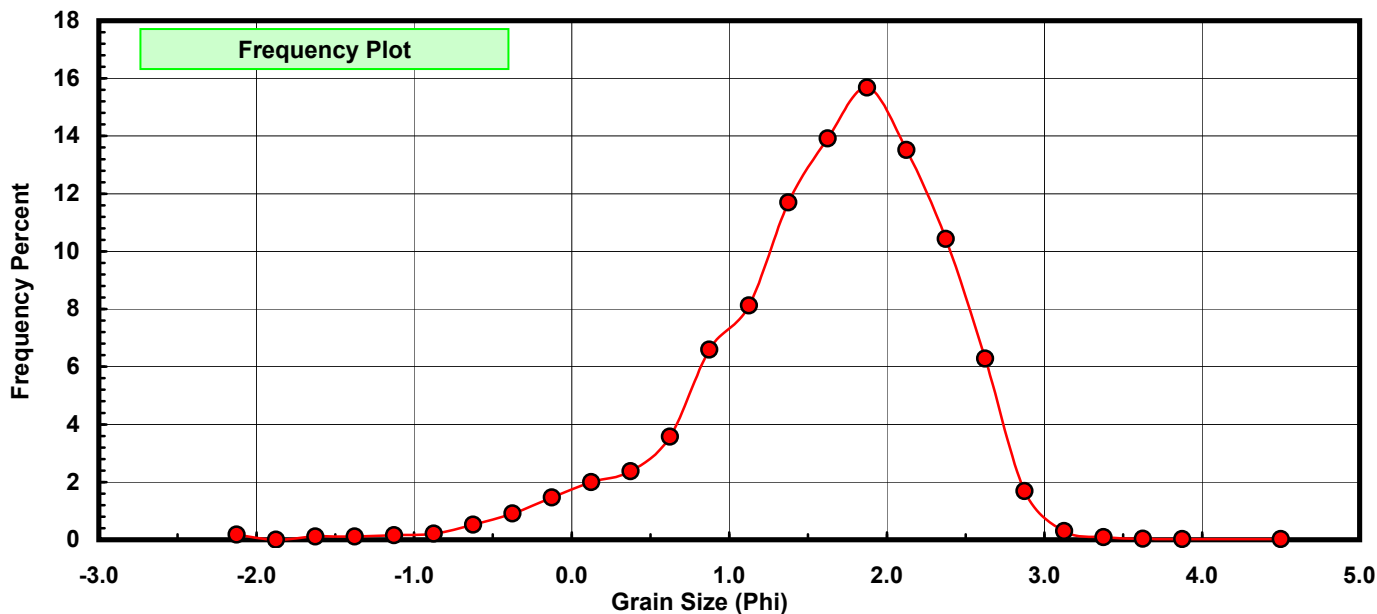
Sieve Size (phi)	Sieve Midpt (phi)	Weight (grams)	Freq Weight %	Cumulative Weight %
-2.00	-2.125	0.143	0.175	0.175
-1.75	-1.875	0.000	0.000	0.175
-1.50	-1.625	0.091	0.112	0.287
-1.25	-1.375	0.089	0.109	0.396
-1.00	-1.125	0.123	0.151	0.547
-0.75	-0.875	0.171	0.210	0.756
-0.50	-0.625	0.429	0.526	1.282
-0.25	-0.375	0.743	0.911	2.193
0.00	-0.125	1.193	1.462	3.655
0.25	0.125	1.627	1.994	5.649
0.50	0.375	1.941	2.379	8.028
0.75	0.625	2.914	3.572	11.600
1.00	0.875	5.380	6.594	18.194
1.25	1.125	6.630	8.126	26.320
1.50	1.375	9.543	11.697	38.017
1.75	1.625	11.354	13.916	51.933
2.00	1.875	12.798	15.686	67.619
2.25	2.125	11.030	13.519	81.138
2.50	2.375	8.511	10.432	91.570
2.75	2.625	5.129	6.286	97.856
3.00	2.875	1.372	1.682	99.538
3.25	3.125	0.243	0.298	99.836
3.50	3.375	0.072	0.088	99.924
3.75	3.625	0.031	0.038	99.962
4.00	3.875	0.016	0.020	99.982
5.00	4.500	0.015	0.018	100.000

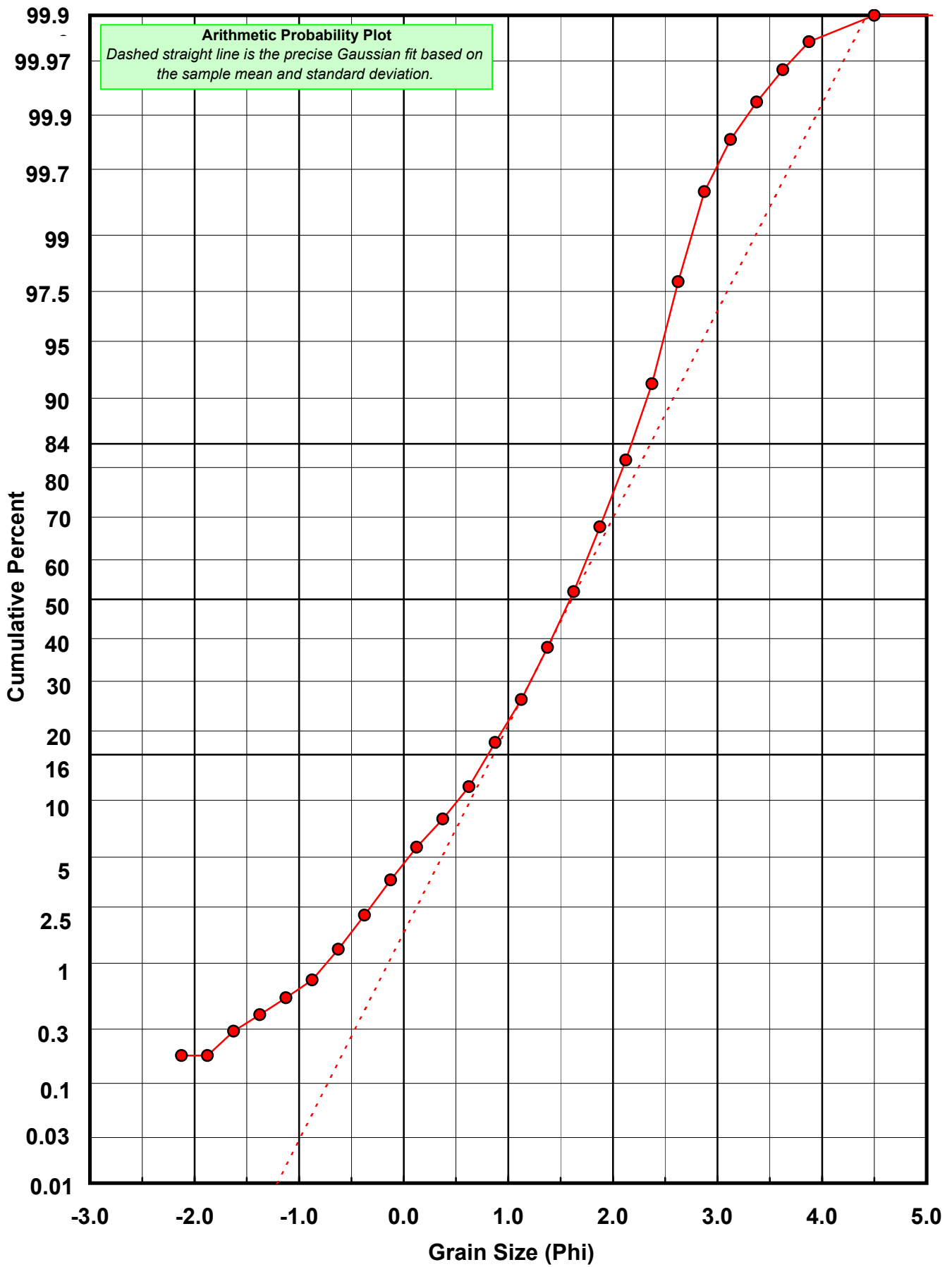
Statistical Results			
Mean:	1.6085	phi	(0.3279 mm)
Standard Dev:	0.7567	phi-units	(0.5918 mm)
Skewness:	-0.9653	dimensionless	
Kurtosis:	4.7268	dimensionless	
5th Moment:	-12.8764	dimensionless	
6th Moment:	55.2106	dimensionless	
RARD *	0.4705	dimensionless	
Median	1.5903	phi	(0.3321 mm)

* RARD = reciprocal absolute relative dispersion (see below)

Statistical Explanation	
Calculations based on the Method of Moments	
Skewness: 3rd Stand. Moment; Exact Gaussian = 0.0	
Kurtosis: 4th Stand. Moment; Exact Gaussian = 3.0	
For Further Explanation, See Calculation Sheets	
Millimeter data calculated by $mm = 2^{(-phi)}$	

Reciprocal Absolute Relative Dispersion (RARD) Scale	
< 0.5	Excellent homogeneity (e.g., beaches)
0.5 to 1.0	Good homogeneity
1.0 to 1.33	Fair homogeneity
> 1.33	Poor homogeneity (e.g., glacial)





Carbonate Grain Size Distribution

Onshore Grab Sample

Sample: FG-13-BB

Total Carbonate Mass: 18.914 grams

% Carbonate: 22.6 %

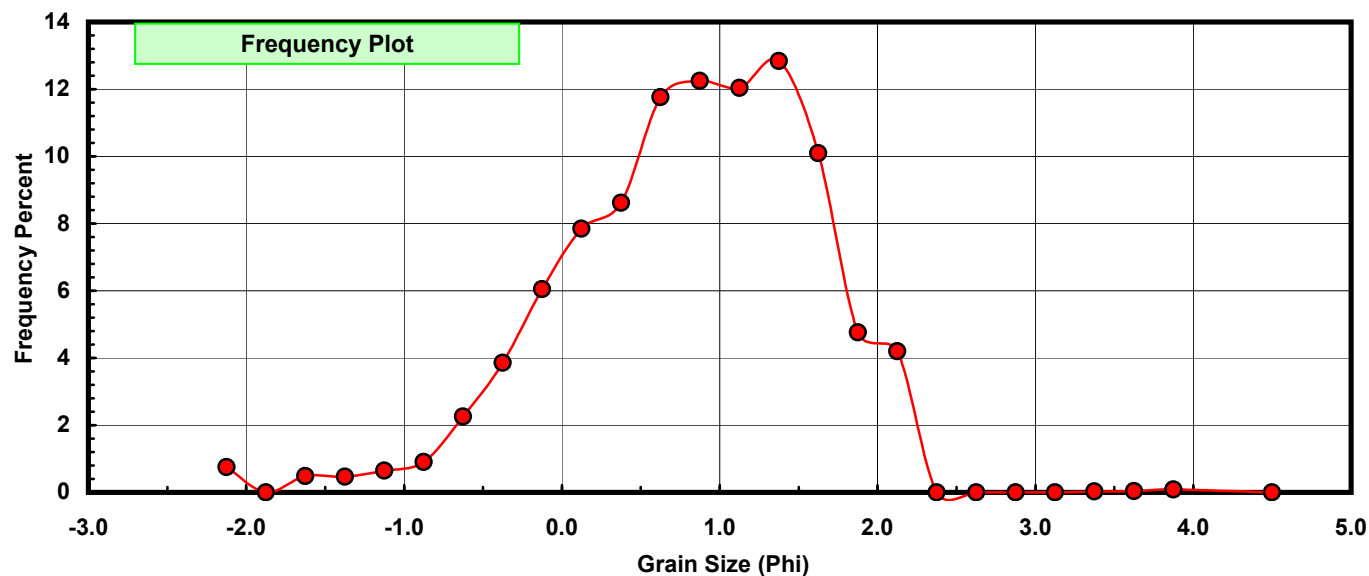
Sieve Size (phi)	Sieve Midpt (phi)	Weight (grams)	Freq Weight %	Cumulative Weight %
-2.00	-2.125	0.143	0.756	0.756
-1.75	-1.875	0.000	0.000	0.756
-1.50	-1.625	0.091	0.481	1.237
-1.25	-1.375	0.089	0.471	1.708
-1.00	-1.125	0.123	0.650	2.358
-0.75	-0.875	0.171	0.904	3.262
-0.50	-0.625	0.427	2.258	5.520
-0.25	-0.375	0.730	3.860	9.379
0.00	-0.125	1.144	6.048	15.428
0.25	0.125	1.484	7.846	23.274
0.50	0.375	1.631	8.623	31.897
0.75	0.625	2.224	11.758	43.655
1.00	0.875	2.317	12.250	55.906
1.25	1.125	2.277	12.039	67.944
1.50	1.375	2.429	12.842	80.787
1.75	1.625	1.909	10.093	90.880
2.00	1.875	0.901	4.764	95.643
2.25	2.125	0.794	4.198	99.841
2.50	2.375	0.000	0.000	99.841
2.75	2.625	0.000	0.000	99.841
3.00	2.875	0.000	0.000	99.841
3.25	3.125	0.000	0.000	99.841
3.50	3.375	0.006	0.032	99.873
3.75	3.625	0.008	0.042	99.915
4.00	3.875	0.016	0.085	100.000
5.00	4.500	0.000	0.000	100.000

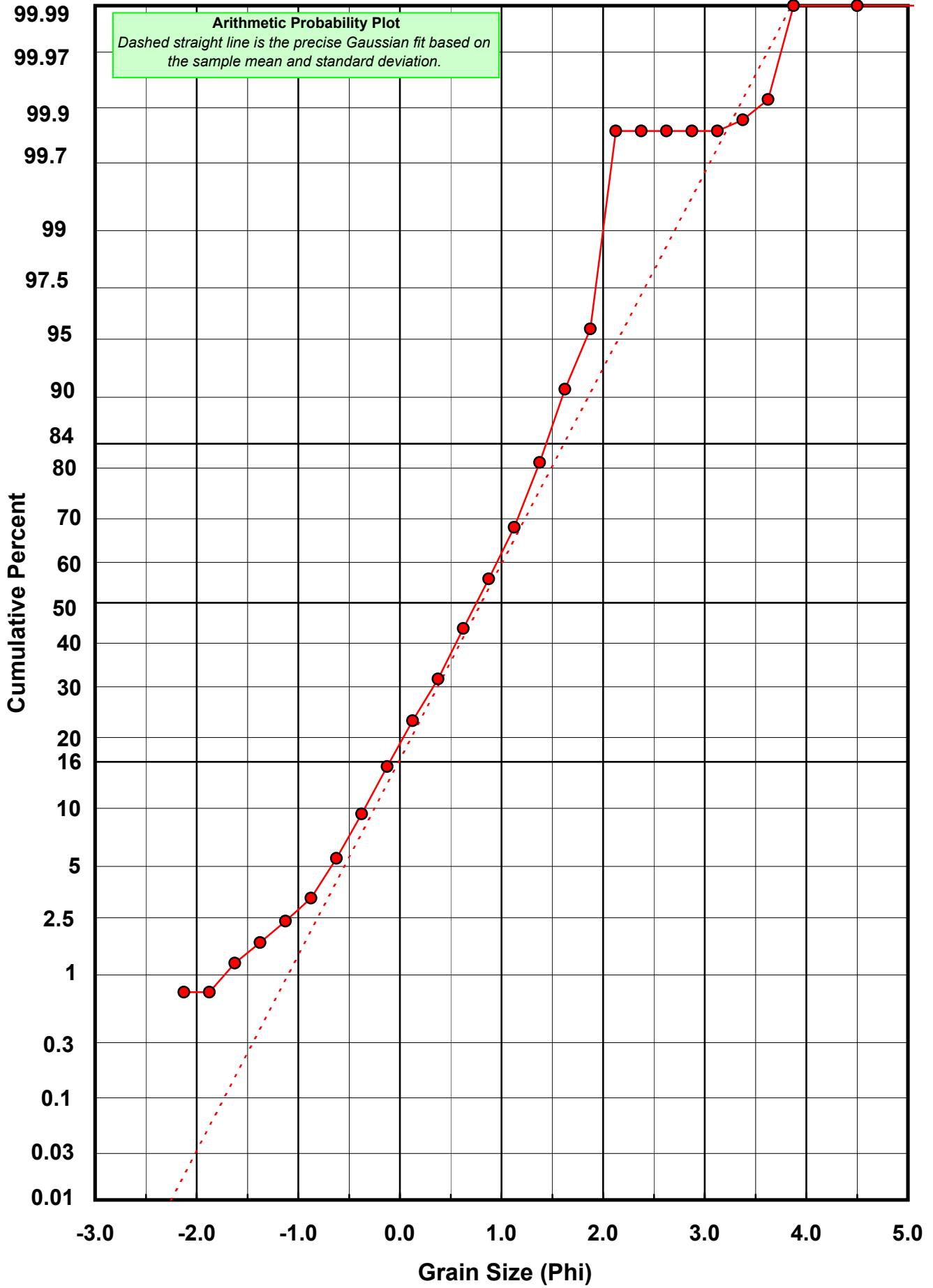
Statistical Results			
Mean:	0.8015	phi	(0.5737 mm)
Standard Dev:	0.8203	phi-units	(0.5663 mm)
Skewness:	-0.6190	dimensionless	
Kurtosis:	3.7064	dimensionless	
5th Moment:	-6.2411	dimensionless	
6th Moment:	29.3151	dimensionless	
RARD *	1.0234	dimensionless	
Median	0.7545	phi	(0.5928 mm)

* RARD = reciprocal absolute relative dispersion (see below)

Statistical Explanation	
Calculations based on the Method of Moments	
Skewness: 3rd Stand. Moment; Exact Gaussian = 0.0	
Kurtosis: 4th Stand. Moment; Exact Gaussian = 3.0	
For Further Explanation, See Calculation Sheets	
Millimeter data calculated by $mm = 2^{(-phi)}$	

Reciprocal Absolute Relative Dispersion (RARD) Scale	
< 0.5	Excellent homogeneity (e.g., beaches)
0.5 to 1.0	Good homogeneity
1.0 to 1.33	Fair homogeneity
> 1.33	Poor homogeneity (e.g., glacial)





Post-Digestion Grain Size Distribution

Onshore Grab Sample

Sample: FG-13-BB

Total Digested Mass: 63.124 grams

% Silica: 77.4 %

Sieve Size (phi)	Sieve Midpt (phi)	Weight (grams)	Freq Weight %	Cumulative Weight %
-2.00	-2.125	0.000	0.000	0.000
-1.75	-1.875	0.000	0.000	0.000
-1.50	-1.625	0.000	0.000	0.000
-1.25	-1.375	0.000	0.000	0.000
-1.00	-1.125	0.000	0.000	0.000
-0.75	-0.875	0.000	0.000	0.000
-0.50	-0.625	0.002	0.003	0.003
-0.25	-0.375	0.013	0.021	0.024
0.00	-0.125	0.049	0.078	0.101
0.25	0.125	0.143	0.227	0.328
0.50	0.375	0.310	0.491	0.819
0.75	0.625	0.690	1.093	1.912
1.00	0.875	3.063	4.852	6.764
1.25	1.125	4.353	6.896	13.660
1.50	1.375	7.114	11.270	24.930
1.75	1.625	9.445	14.963	39.893
2.00	1.875	11.897	18.847	58.740
2.25	2.125	10.236	16.216	74.956
2.50	2.375	8.606	13.633	88.589
2.75	2.625	5.398	8.551	97.141
3.00	2.875	1.424	2.256	99.396
3.25	3.125	0.292	0.463	99.859
3.50	3.375	0.066	0.105	99.964
3.75	3.625	0.023	0.036	100.000
4.00	3.875	0.000	0.000	100.000
5.00	4.500	0.000	0.000	100.000

Statistical Results			
Mean:	1.8573	phi	(0.276 mm)
Standard Dev:	0.5424	phi-units	(0.6866 mm)
Skewness:	-0.2869	dimensionless	
Kurtosis:	2.8737	dimensionless	
5th Moment:	-2.5778	dimensionless	
6th Moment:	14.9917	dimensionless	
RARD *	0.2920	dimensionless	
Median	1.7591	phi	(0.2954 mm)

* RARD = reciprocal absolute relative dispersion (see below)

Statistical Explanation	
Calculations based on the Method of Moments	
Skewness: 3rd Stand. Moment; Exact Gaussian = 0.0	
Kurtosis: 4th Stand. Moment; Exact Gaussian = 3.0	
For Further Explanation, See Calculation Sheets	
Millimeter data calculated by $mm = 2^{(-phi)}$	

Reciprocal Absolute Relative Dispersion (RARD) Scale	
< 0.5	Excellent homogeneity (e.g., beaches)
0.5 to 1.0	Good homogeneity
1.0 to 1.33	Fair homogeneity
> 1.33	Poor homogeneity (e.g., glacial)

