

Onshore Grab Sample

Sample: FG-11-SS
Sample Taken By: J. Ladner
Sample Collected On: 12/3/03
Splits? N/A

County: Flagler
Latitude: 29° 32' 13.7"
Longitude: 29° 09' 17.5"
Datum: NAD 83
Surf. Elev: N/A
Datum: N/A

Fine Data Summary

Total Sample Weight 95.394 grams
Total Fines in Sample 0.091 grams
Total Percent Fines 0.10 %

Dry Sieving Summary

Total Sample Weight 94.957 grams
Total Digested Weight 19.085 grams
Total Carbonate Weight 75.872 grams
Total Silica % 20.10 %
Total Carbonate % 79.90 %
Carbonate/Silica Ratio 3.975

General Comments:

None

Description

Worked By: M. Lachance

Pre-Digestion Grain Size Distribution

Onshore Grab Sample

Sample: FG-11-SS

Total Sample Mass: 94.957 grams

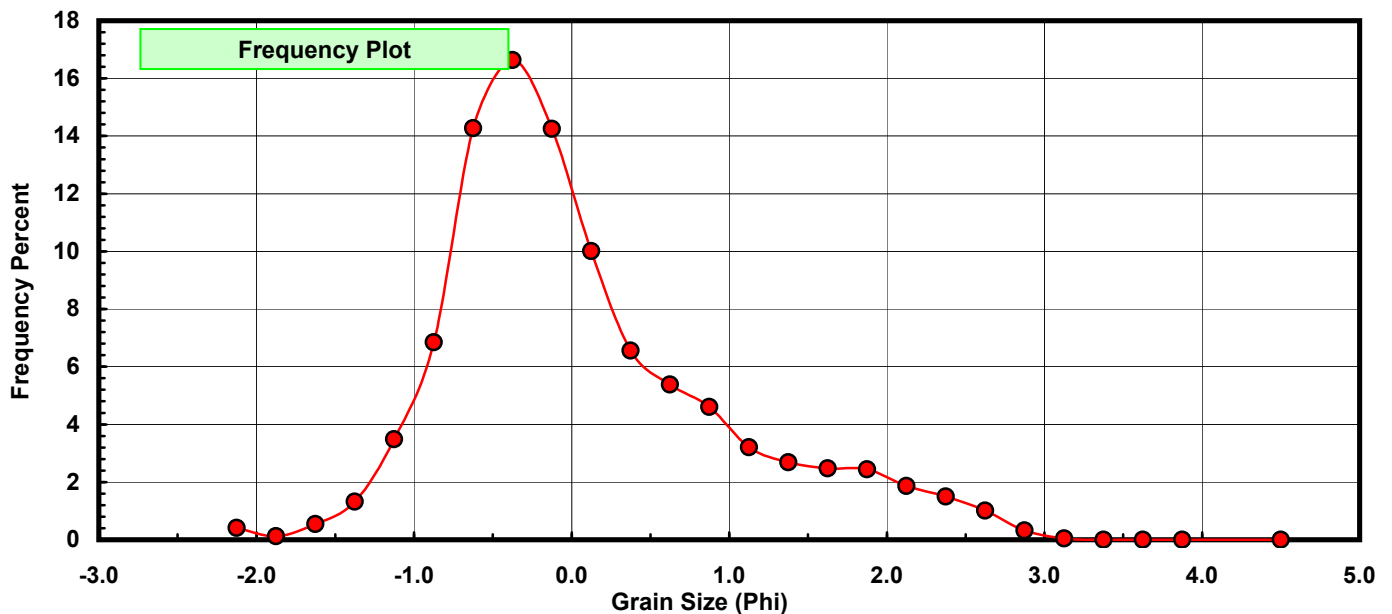
Sieve Size (phi)	Sieve Midpt (phi)	Weight (grams)	Freq Weight %	Cumulative Weight %
-2.00	-2.125	0.394	0.415	0.415
-1.75	-1.875	0.116	0.122	0.537
-1.50	-1.625	0.514	0.541	1.078
-1.25	-1.375	1.253	1.320	2.398
-1.00	-1.125	3.306	3.482	5.880
-0.75	-0.875	6.501	6.846	12.726
-0.50	-0.625	13.555	14.275	27.001
-0.25	-0.375	15.798	16.637	43.638
0.00	-0.125	13.535	14.254	57.891
0.25	0.125	9.508	10.013	67.904
0.50	0.375	6.223	6.553	74.458
0.75	0.625	5.111	5.382	79.840
1.00	0.875	4.377	4.609	84.450
1.25	1.125	3.047	3.209	87.659
1.50	1.375	2.545	2.680	90.339
1.75	1.625	2.347	2.472	92.810
2.00	1.875	2.317	2.440	95.250
2.25	2.125	1.768	1.862	97.112
2.50	2.375	1.423	1.499	98.611
2.75	2.625	0.962	1.013	99.624
3.00	2.875	0.309	0.325	99.949
3.25	3.125	0.047	0.049	99.999
3.50	3.375	0.001	0.001	100.000
3.75	3.625	0.000	0.000	100.000
4.00	3.875	0.000	0.000	100.000
5.00	4.500	0.000	0.000	100.000

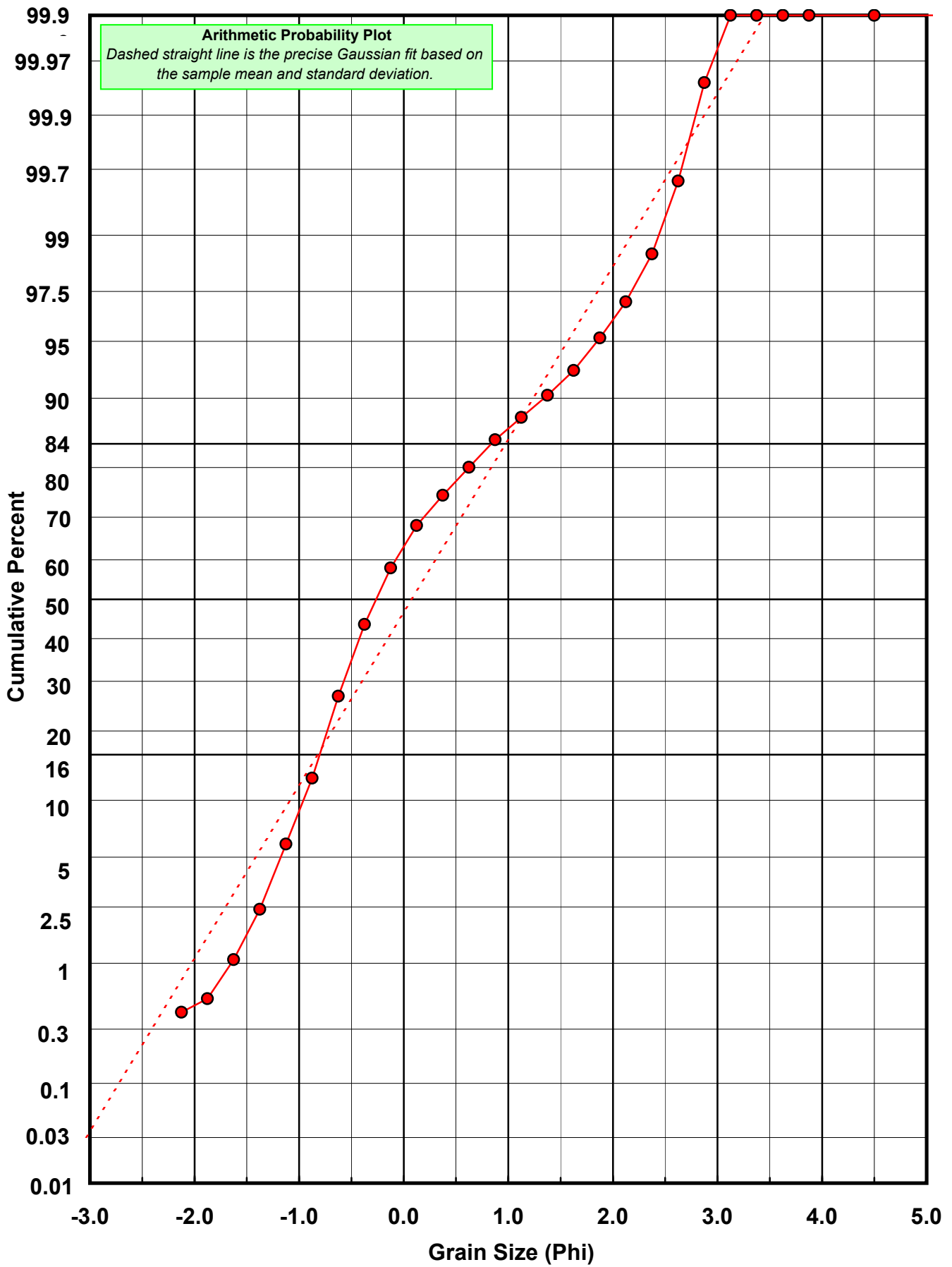
Statistical Results			
Mean:	0.0761	phi	(0.9486 mm)
Standard Dev:	0.9070	phi-units	(0.5333 mm)
Skewness:	0.8864	dimensionless	
Kurtosis:	3.5003	dimensionless	
5th Moment:	6.0537	dimensionless	
6th Moment:	19.3548	dimensionless	
RARD *	11.9228	dimensionless	
Median	-0.2634	phi	(1.2003 mm)

* RARD = reciprocal absolute relative dispersion (see below)

Statistical Explanation	
Calculations based on the Method of Moments	
Skewness: 3rd Stand. Moment; Exact Gaussian = 0.0	
Kurtosis: 4th Stand. Moment; Exact Gaussian = 3.0	
For Further Explanation, See Calculation Sheets	
Millimeter data calculated by $mm = 2^{(-phi)}$	

Reciprocal Absolute Relative Dispersion (RARD) Scale	
< 0.5	Excellent homogeneity (e.g., beaches)
0.5 to 1.0	Good homogeneity
1.0 to 1.33	Fair homogeneity
> 1.33	Poor homogeneity (e.g., glacial)





Carbonate Grain Size Distribution

Onshore Grab Sample

Sample: FG-11-SS

Total Carbonate Mass: 76.344 grams

% Carbonate: 79.9 %

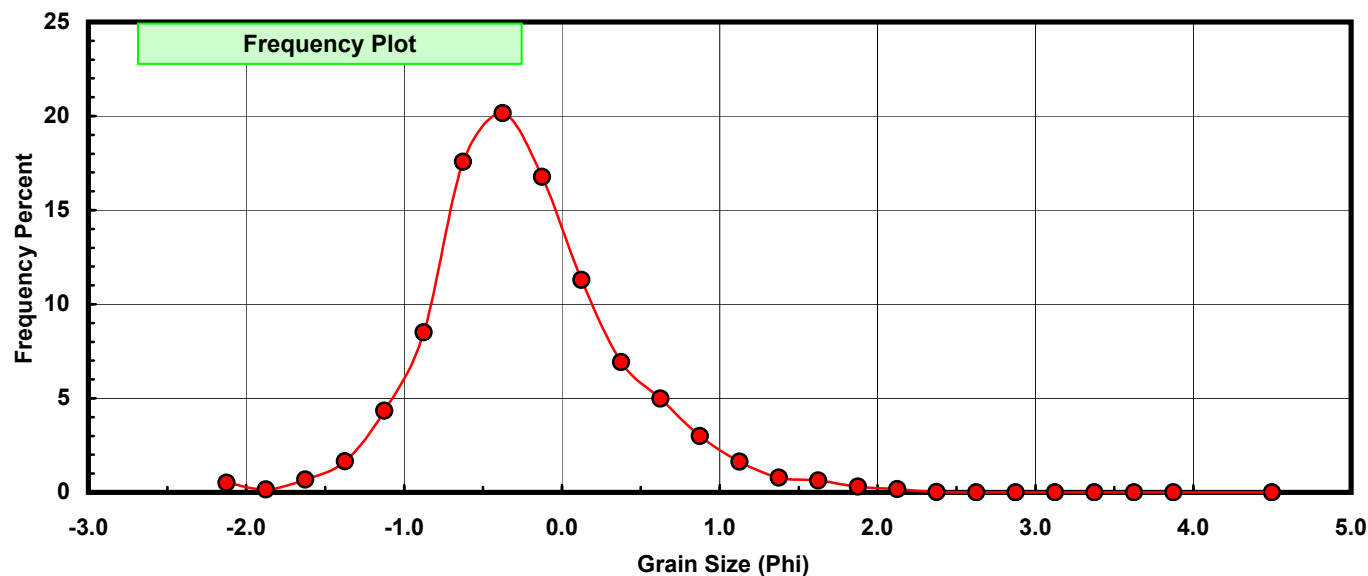
Sieve Size (phi)	Sieve Midpt (phi)	Weight (grams)	Freq Weight %	Cumulative Weight %
-2.00	-2.125	0.394	0.516	0.516
-1.75	-1.875	0.116	0.152	0.668
-1.50	-1.625	0.514	0.673	1.341
-1.25	-1.375	1.253	1.641	2.983
-1.00	-1.125	3.306	4.330	7.313
-0.75	-0.875	6.486	8.496	15.809
-0.50	-0.625	13.409	17.564	33.373
-0.25	-0.375	15.386	20.154	53.526
0.00	-0.125	12.802	16.769	70.295
0.25	0.125	8.621	11.292	81.587
0.50	0.375	5.280	6.916	88.503
0.75	0.625	3.805	4.984	93.487
1.00	0.875	2.289	2.998	96.486
1.25	1.125	1.241	1.626	98.111
1.50	1.375	0.602	0.789	98.900
1.75	1.625	0.476	0.623	99.523
2.00	1.875	0.228	0.299	99.822
2.25	2.125	0.126	0.165	99.987
2.50	2.375	0.010	0.013	100.000
2.75	2.625	0.000	0.000	100.000
3.00	2.875	0.000	0.000	100.000
3.25	3.125	0.000	0.000	100.000
3.50	3.375	0.000	0.000	100.000
3.75	3.625	0.000	0.000	100.000
4.00	3.875	0.000	0.000	100.000
5.00	4.500	0.000	0.000	100.000

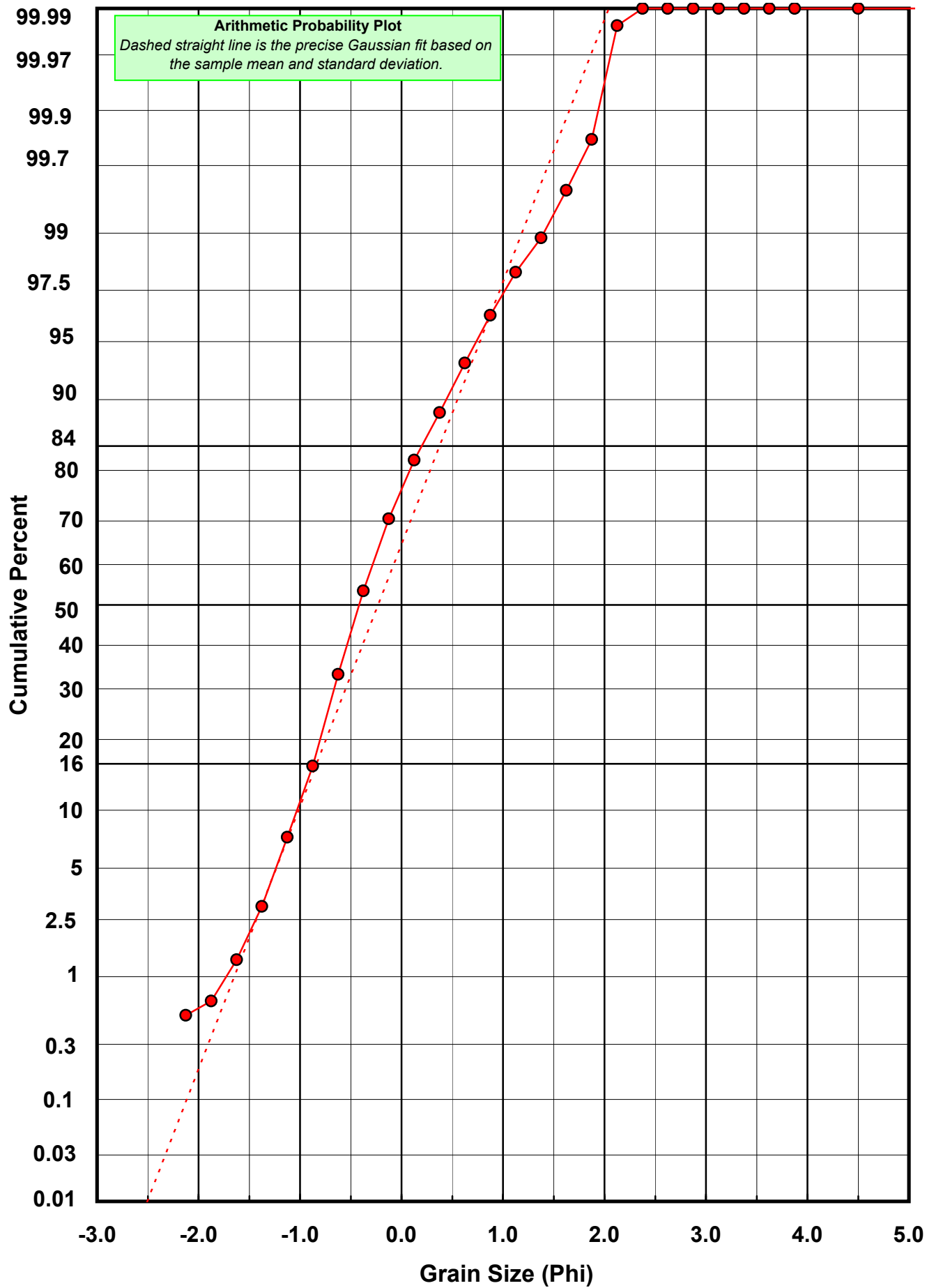
Statistical Results			
Mean:	-0.2306	phi	(1.1733 mm)
Standard Dev:	0.6109	phi-units	(0.6548 mm)
Skewness:	0.4769	dimensionless	
Kurtosis:	4.0554	dimensionless	
5th Moment:	4.5929	dimensionless	
6th Moment:	29.9442	dimensionless	
RARD *	2.6493	dimensionless	
Median	-0.4187	phi	(1.3368 mm)

* RARD = reciprocal absolute relative dispersion (see below)

Statistical Explanation	
Calculations based on the Method of Moments	
Skewness: 3rd Stand. Moment; Exact Gaussian = 0.0	
Kurtosis: 4th Stand. Moment; Exact Gaussian = 3.0	
For Further Explanation, See Calculation Sheets	
Millimeter data calculated by $mm = 2^{(-phi)}$	

Reciprocal Absolute Relative Dispersion (RARD) Scale	
< 0.5	Excellent homogeneity (e.g., beaches)
0.5 to 1.0	Good homogeneity
1.0 to 1.33	Fair homogeneity
> 1.33	Poor homogeneity (e.g., glacial)





Post-Digestion Grain Size Distribution

Onshore Grab Sample

Sample: FG-11-SS

Total Digested Mass: 19.084 grams

% Silica: 20.1 %

Sieve Size (phi)	Sieve Midpt (phi)	Weight (grams)	Freq Weight %	Cumulative Weight %
-2.00	-2.125	0.000	0.000	0.000
-1.75	-1.875	0.000	0.000	0.000
-1.50	-1.625	0.000	0.000	0.000
-1.25	-1.375	0.000	0.000	0.000
-1.00	-1.125	0.000	0.000	0.000
-0.75	-0.875	0.015	0.079	0.079
-0.50	-0.625	0.146	0.765	0.844
-0.25	-0.375	0.412	2.159	3.003
0.00	-0.125	0.733	3.841	6.843
0.25	0.125	0.887	4.648	11.491
0.50	0.375	0.943	4.941	16.433
0.75	0.625	1.306	6.843	23.276
1.00	0.875	2.088	10.941	34.217
1.25	1.125	1.806	9.463	43.681
1.50	1.375	1.943	10.181	53.862
1.75	1.625	1.871	9.804	63.666
2.00	1.875	2.089	10.946	74.612
2.25	2.125	1.642	8.604	83.216
2.50	2.375	1.413	7.404	90.620
2.75	2.625	1.107	5.801	96.421
3.00	2.875	0.502	2.630	99.052
3.25	3.125	0.138	0.723	99.775
3.50	3.375	0.032	0.168	99.942
3.75	3.625	0.008	0.042	99.984
4.00	3.875	0.003	0.016	100.000
5.00	4.500	0.000	0.000	100.000

Statistical Results			
Mean:	1.3725	phi	(0.3862 mm)
Standard Dev:	0.8708	phi-units	(0.5468 mm)
Skewness:	-0.1713	dimensionless	
Kurtosis:	2.2477	dimensionless	
5th Moment:	-0.9376	dimensionless	
6th Moment:	7.0236	dimensionless	
RARD *	0.6345	dimensionless	
Median	1.2802	phi	(0.4117 mm)

* RARD = reciprocal absolute relative dispersion (see below)

Statistical Explanation	
Calculations based on the Method of Moments	
Skewness: 3rd Stand. Moment; Exact Gaussian = 0.0	
Kurtosis: 4th Stand. Moment; Exact Gaussian = 3.0	
For Further Explanation, See Calculation Sheets	
Millimeter data calculated by $mm = 2^{(-phi)}$	

Reciprocal Absolute Relative Dispersion (RARD) Scale	
< 0.5	Excellent homogeneity (e.g., beaches)
0.5 to 1.0	Good homogeneity
1.0 to 1.33	Fair homogeneity
> 1.33	Poor homogeneity (e.g., glacial)

