

Onshore Grab Sample

Sample: FG-10-SS
Sample Taken By: J. Ladner
Sample Collected On: 12/3/03
Splits? N/A

County: Flagler
Latitude: 29° 32' 50.7"
Longitude: N/A
Datum: NAD 83
Surf. Elev: N/A
Datum: N/A

Fine Data Summary

Total Sample Weight 91.633 grams
Total Fines in Sample 0.445 grams
Total Percent Fines 0.48 %

Dry Sieving Summary

Total Sample Weight 91.096 grams
Total Digested Weight 18.141 grams
Total Carbonate Weight 72.955 grams
Total Silica % 19.91 %
Total Carbonate % 80.09 %
Carbonate/Silica Ratio 4.022

General Comments:

None

Description

Worked By: M. Lachance

Pre-Digestion Grain Size Distribution

Onshore Grab Sample

Sample: FG-10-SS

Total Sample Mass: 91.096 grams

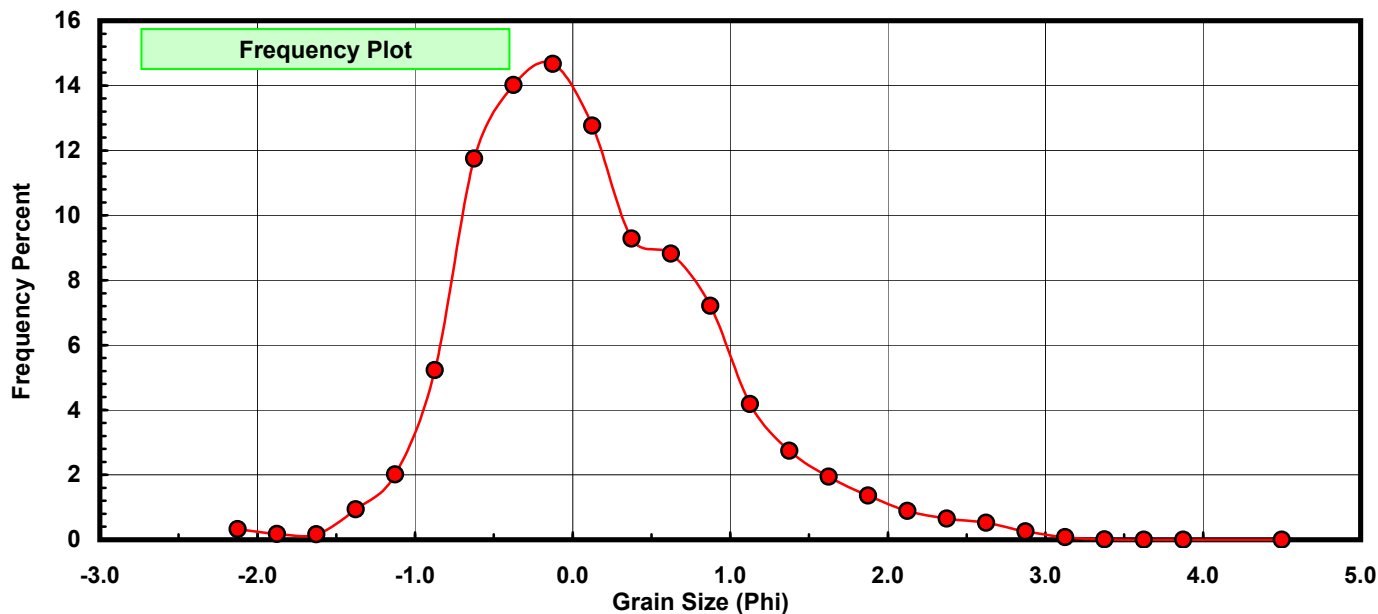
Sieve Size (phi)	Sieve Midpt (phi)	Weight (grams)	Freq Weight %	Cumulative Weight %
-2.00	-2.125	0.296	0.325	0.325
-1.75	-1.875	0.166	0.182	0.507
-1.50	-1.625	0.151	0.166	0.673
-1.25	-1.375	0.851	0.934	1.607
-1.00	-1.125	1.835	2.014	3.621
-0.75	-0.875	4.759	5.224	8.846
-0.50	-0.625	10.706	11.752	20.598
-0.25	-0.375	12.768	14.016	34.614
0.00	-0.125	13.363	14.669	49.283
0.25	0.125	11.628	12.765	62.048
0.50	0.375	8.460	9.287	71.335
0.75	0.625	8.033	8.818	80.153
1.00	0.875	6.566	7.208	87.361
1.25	1.125	3.807	4.179	91.540
1.50	1.375	2.501	2.745	94.285
1.75	1.625	1.769	1.942	96.227
2.00	1.875	1.236	1.357	97.584
2.25	2.125	0.812	0.891	98.475
2.50	2.375	0.597	0.655	99.131
2.75	2.625	0.473	0.519	99.650
3.00	2.875	0.237	0.260	99.910
3.25	3.125	0.072	0.079	99.989
3.50	3.375	0.009	0.010	99.999
3.75	3.625	0.001	0.001	100.000
4.00	3.875	0.000	0.000	100.000
5.00	4.500	0.000	0.000	100.000

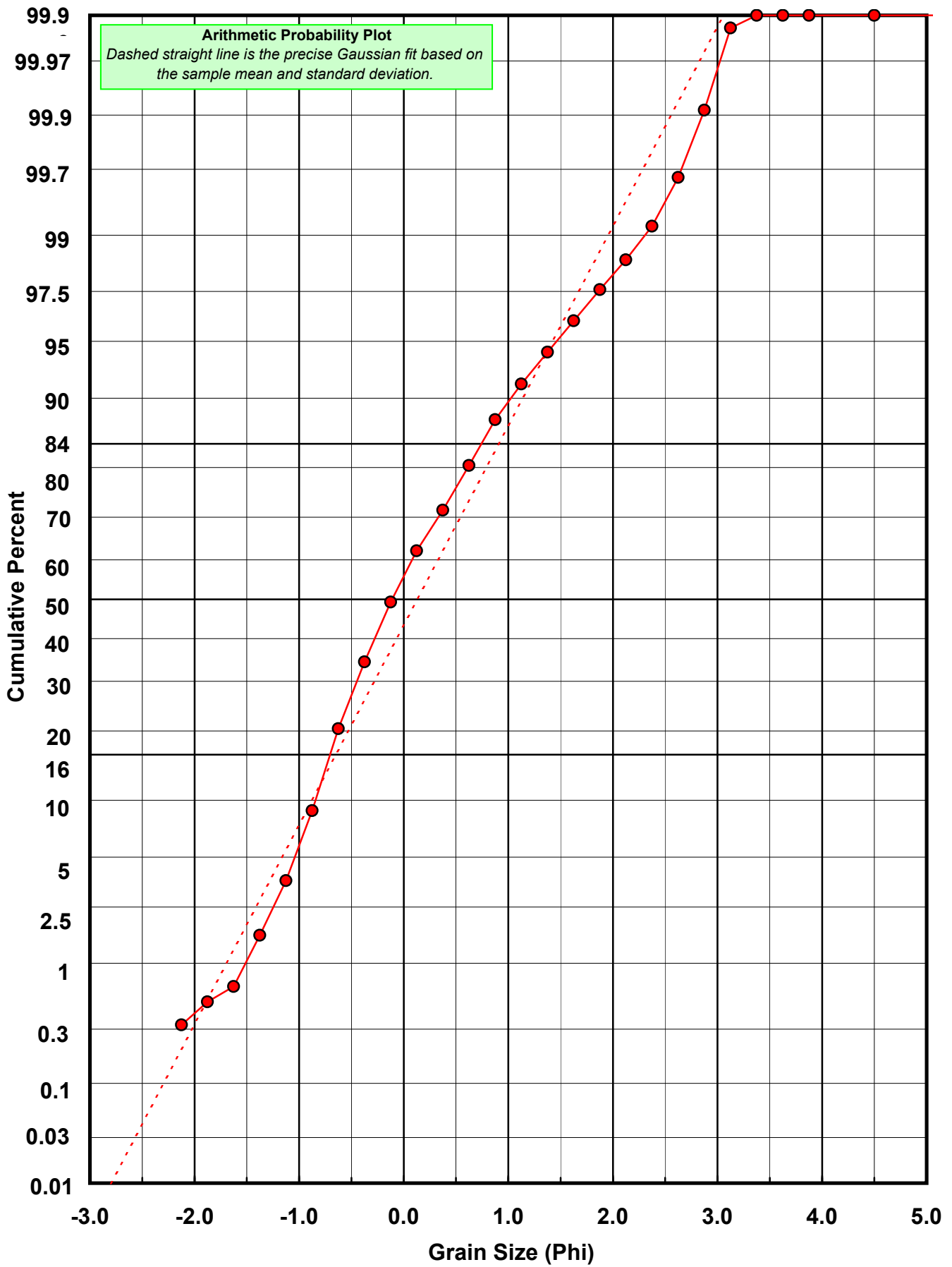
Statistical Results			
Mean:	0.1306	phi	(0.9135 mm)
Standard Dev:	0.7863	phi-units	(0.5798 mm)
Skewness:	0.6650	dimensionless	
Kurtosis:	3.7513	dimensionless	
5th Moment:	6.0533	dimensionless	
6th Moment:	26.0266	dimensionless	
RARD *	6.0203	dimensionless	
Median	-0.1110	phi	(1.0799 mm)

* RARD = reciprocal absolute relative dispersion (see below)

Statistical Explanation
Calculations based on the Method of Moments
Skewness: 3rd Stand. Moment; Exact Gaussian = 0.0
Kurtosis: 4th Stand. Moment; Exact Gaussian = 3.0
For Further Explanation, See Calculation Sheets
Millimeter data calculated by $mm = 2^{(-phi)}$

Reciprocal Absolute Relative Dispersion (RARD) Scale	
< 0.5	Excellent homogeneity (e.g., beaches)
0.5 to 1.0	Good homogeneity
1.0 to 1.33	Fair homogeneity
> 1.33	Poor homogeneity (e.g., glacial)





Carbonate Grain Size Distribution

Onshore Grab Sample

Sample: FG-10-SS

Total Carbonate Mass: 73.035 grams

% Carbonate: 80.1 %

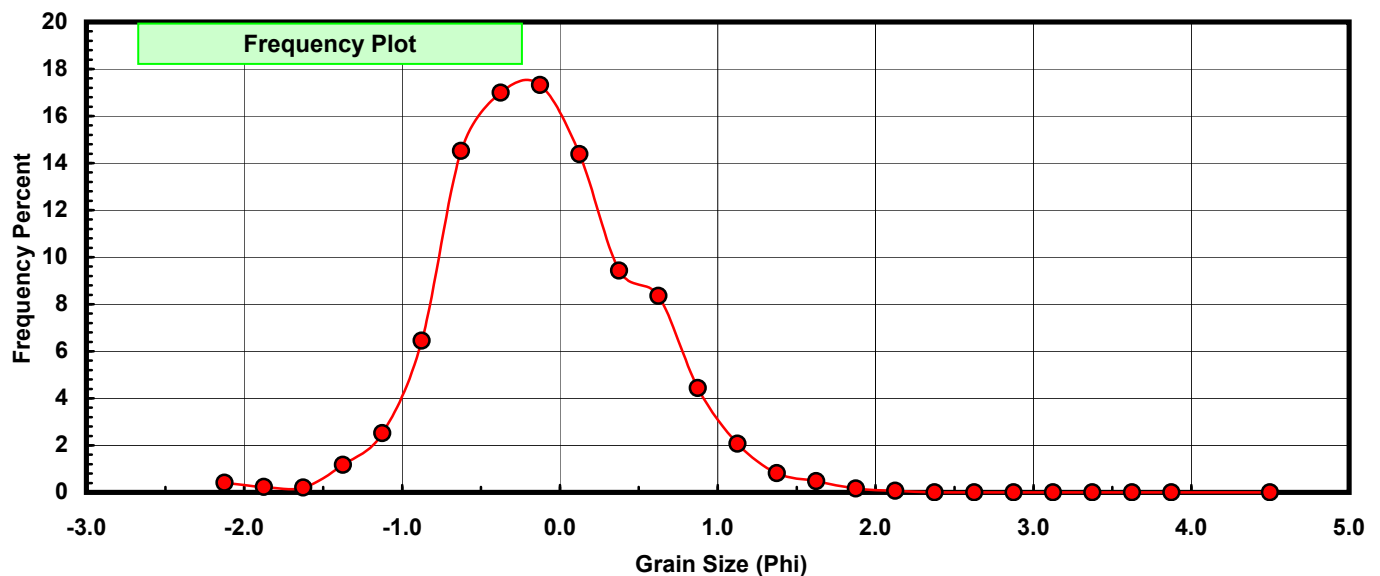
Sieve Size (phi)	Sieve Midpt (phi)	Weight (grams)	Freq Weight %	Cumulative Weight %
-2.00	-2.125	0.296	0.405	0.405
-1.75	-1.875	0.166	0.227	0.633
-1.50	-1.625	0.151	0.207	0.839
-1.25	-1.375	0.851	1.165	2.005
-1.00	-1.125	1.835	2.512	4.517
-0.75	-0.875	4.710	6.449	10.966
-0.50	-0.625	10.603	14.518	25.484
-0.25	-0.375	12.412	16.995	42.478
0.00	-0.125	12.646	17.315	59.793
0.25	0.125	10.501	14.378	74.171
0.50	0.375	6.888	9.431	83.602
0.75	0.625	6.099	8.351	91.953
1.00	0.875	3.244	4.442	96.395
1.25	1.125	1.511	2.069	98.464
1.50	1.375	0.601	0.823	99.287
1.75	1.625	0.343	0.470	99.756
2.00	1.875	0.124	0.170	99.926
2.25	2.125	0.054	0.074	100.000
2.50	2.375	0.000	0.000	100.000
2.75	2.625	0.000	0.000	100.000
3.00	2.875	0.000	0.000	100.000
3.25	3.125	0.000	0.000	100.000
3.50	3.375	0.000	0.000	100.000
3.75	3.625	0.000	0.000	100.000
4.00	3.875	0.000	0.000	100.000
5.00	4.500	0.000	0.000	100.000

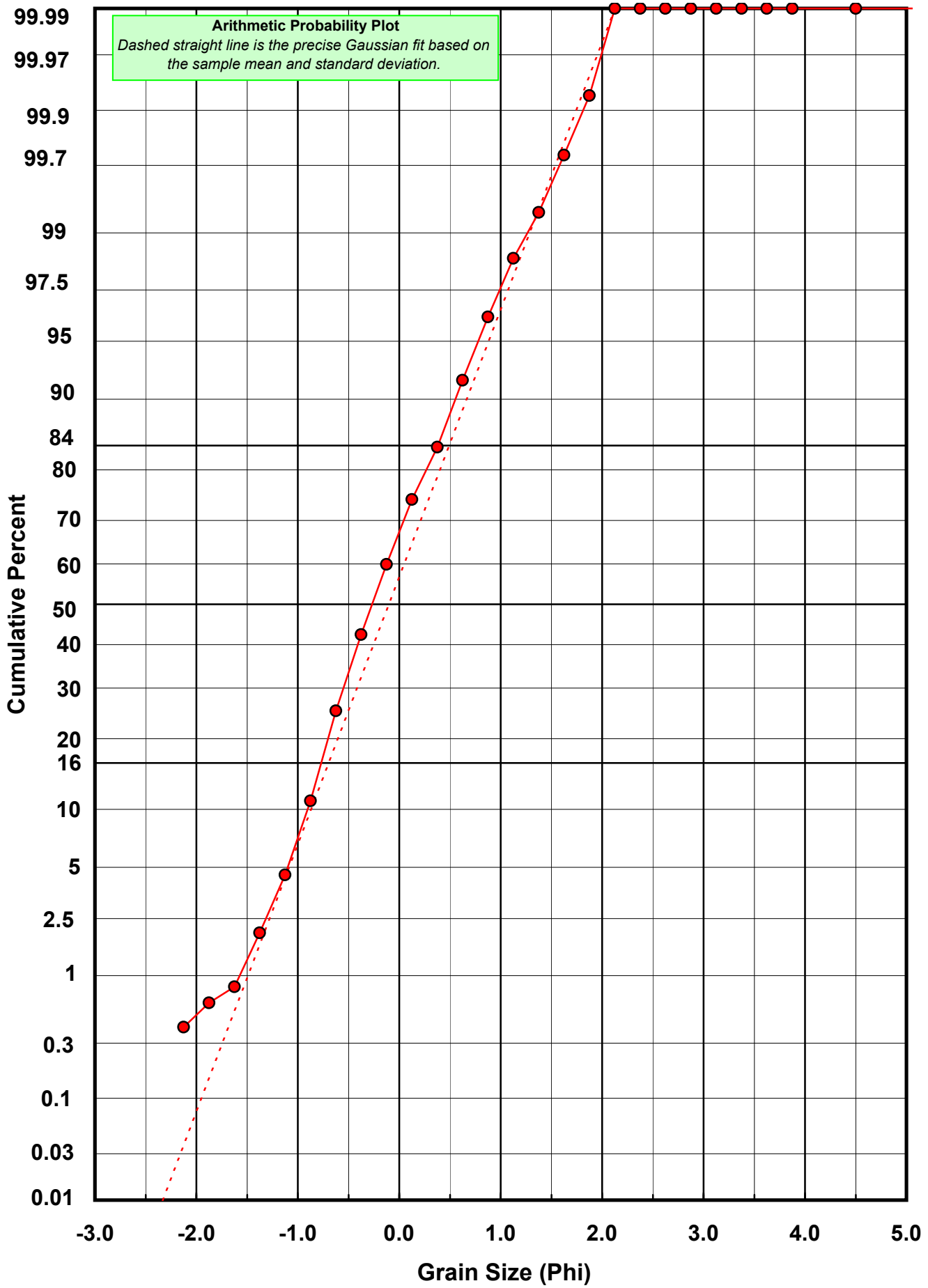
Statistical Results			
Mean:	-0.1017	phi	(1.073 mm)
Standard Dev:	0.5987	phi-units	(0.6604 mm)
Skewness:	0.1740	dimensionless	
Kurtosis:	3.4361	dimensionless	
5th Moment:	0.6935	dimensionless	
6th Moment:	21.8779	dimensionless	
RARD *	5.8876	dimensionless	
Median	-0.2664	phi	(1.2028 mm)

* RARD = reciprocal absolute relative dispersion (see below)

Statistical Explanation	
Calculations based on the Method of Moments	
Skewness: 3rd Stand. Moment; Exact Gaussian = 0.0	
Kurtosis: 4th Stand. Moment; Exact Gaussian = 3.0	
For Further Explanation, See Calculation Sheets	
Millimeter data calculated by $mm = 2^{(-phi)}$	

Reciprocal Absolute Relative Dispersion (RARD) Scale	
< 0.5	Excellent homogeneity (e.g., beaches)
0.5 to 1.0	Good homogeneity
1.0 to 1.33	Fair homogeneity
> 1.33	Poor homogeneity (e.g., glacial)





Post-Digestion Grain Size Distribution

Onshore Grab Sample

Sample: FG-10-SS

Total Digested Mass: 18.141 grams

% Silica: 19.9 %

Sieve Size (phi)	Sieve Midpt (phi)	Weight (grams)	Freq Weight %	Cumulative Weight %
-2.00	-2.125	0.000	0.000	0.000
-1.75	-1.875	0.000	0.000	0.000
-1.50	-1.625	0.000	0.000	0.000
-1.25	-1.375	0.000	0.000	0.000
-1.00	-1.125	0.000	0.000	0.000
-0.75	-0.875	0.049	0.270	0.270
-0.50	-0.625	0.103	0.568	0.838
-0.25	-0.375	0.356	1.962	2.800
0.00	-0.125	0.717	3.952	6.753
0.25	0.125	1.127	6.212	12.965
0.50	0.375	1.572	8.665	21.631
0.75	0.625	1.934	10.661	32.291
1.00	0.875	3.322	18.312	50.604
1.25	1.125	2.296	12.656	63.260
1.50	1.375	1.900	10.474	73.734
1.75	1.625	1.426	7.861	81.594
2.00	1.875	1.112	6.130	87.724
2.25	2.125	0.758	4.178	91.902
2.50	2.375	0.632	3.484	95.386
2.75	2.625	0.494	2.723	98.109
3.00	2.875	0.252	1.389	99.498
3.25	3.125	0.078	0.430	99.928
3.50	3.375	0.012	0.066	99.994
3.75	3.625	0.001	0.006	100.000
4.00	3.875	0.000	0.000	100.000
5.00	4.500	0.000	0.000	100.000

Statistical Results			
Mean:	1.0768	phi	(0.4741 mm)
Standard Dev:	0.7715	phi-units	(0.5858 mm)
Skewness:	0.2937	dimensionless	
Kurtosis:	2.7296	dimensionless	
5th Moment:	1.7952	dimensionless	
6th Moment:	10.8565	dimensionless	
RARD *	0.7164	dimensionless	
Median	0.8668	phi	(0.5484 mm)

* RARD = reciprocal absolute relative dispersion (see below)

Statistical Explanation	
Calculations based on the Method of Moments	
Skewness: 3rd Stand. Moment; Exact Gaussian = 0.0	
Kurtosis: 4th Stand. Moment; Exact Gaussian = 3.0	
For Further Explanation, See Calculation Sheets	
Millimeter data calculated by $mm = 2^{(-phi)}$	

Reciprocal Absolute Relative Dispersion (RARD) Scale	
< 0.5	Excellent homogeneity (e.g., beaches)
0.5 to 1.0	Good homogeneity
1.0 to 1.33	Fair homogeneity
> 1.33	Poor homogeneity (e.g., glacial)

