

Onshore Grab Sample

Sample: FG-10-BB
Sample Taken By: J. Ladner
Sample Collected On: 12/3/03
Splits? N/A

County: Flagler
Latitude: 29° 32' 50.7"
Longitude: 29° 09' 36.5"
Datum: NAD 83
Surf. Elev: N/A
Datum: N/A

Fine Data Summary

Total Sample Weight 92.821 grams
Total Fines in Sample 0.509 grams
Total Percent Fines 0.55 %

Dry Sieving Summary

Total Sample Weight 92.090 grams
Total Digested Weight 54.999 grams
Total Carbonate Weight 37.091 grams
Total Silica % 59.72 %
Total Carbonate % 40.28 %
Carbonate/Silica Ratio 0.674

General Comments:

None

Description

Worked By: M. Lachance

Pre-Digestion Grain Size Distribution

Onshore Grab Sample

Sample: FG-10-BB

Total Sample Mass: 92.090 grams

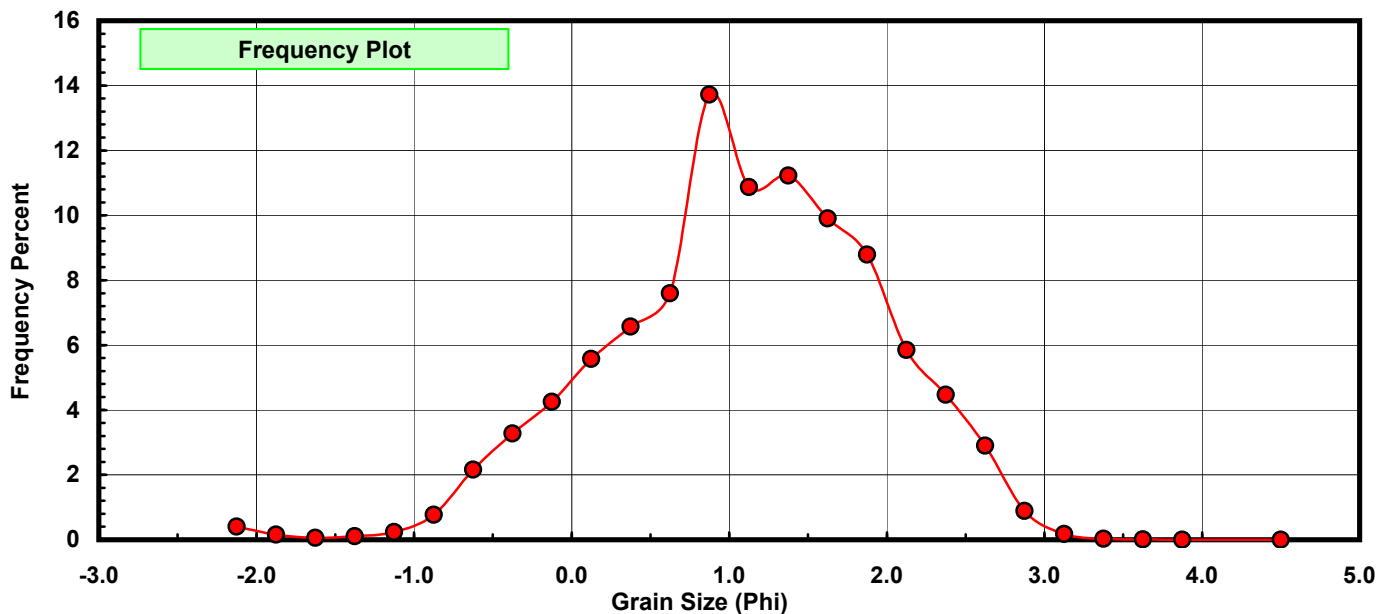
Sieve Size (phi)	Sieve Midpt (phi)	Weight (grams)	Freq Weight %	Cumulative Weight %
-2.00	-2.125	0.376	0.408	0.408
-1.75	-1.875	0.149	0.162	0.570
-1.50	-1.625	0.051	0.055	0.625
-1.25	-1.375	0.103	0.112	0.737
-1.00	-1.125	0.216	0.235	0.972
-0.75	-0.875	0.708	0.769	1.741
-0.50	-0.625	1.987	2.158	3.898
-0.25	-0.375	3.018	3.277	7.176
0.00	-0.125	3.915	4.251	11.427
0.25	0.125	5.129	5.570	16.996
0.50	0.375	6.050	6.570	23.566
0.75	0.625	6.996	7.597	31.163
1.00	0.875	12.632	13.717	44.880
1.25	1.125	10.013	10.873	55.753
1.50	1.375	10.342	11.230	66.983
1.75	1.625	9.119	9.902	76.886
2.00	1.875	8.094	8.789	85.675
2.25	2.125	5.383	5.845	91.520
2.50	2.375	4.114	4.467	95.988
2.75	2.625	2.672	2.902	98.889
3.00	2.875	0.820	0.890	99.780
3.25	3.125	0.165	0.179	99.959
3.50	3.375	0.030	0.033	99.991
3.75	3.625	0.007	0.008	99.999
4.00	3.875	0.000	0.000	99.999
5.00	4.500	0.001	0.001	100.000

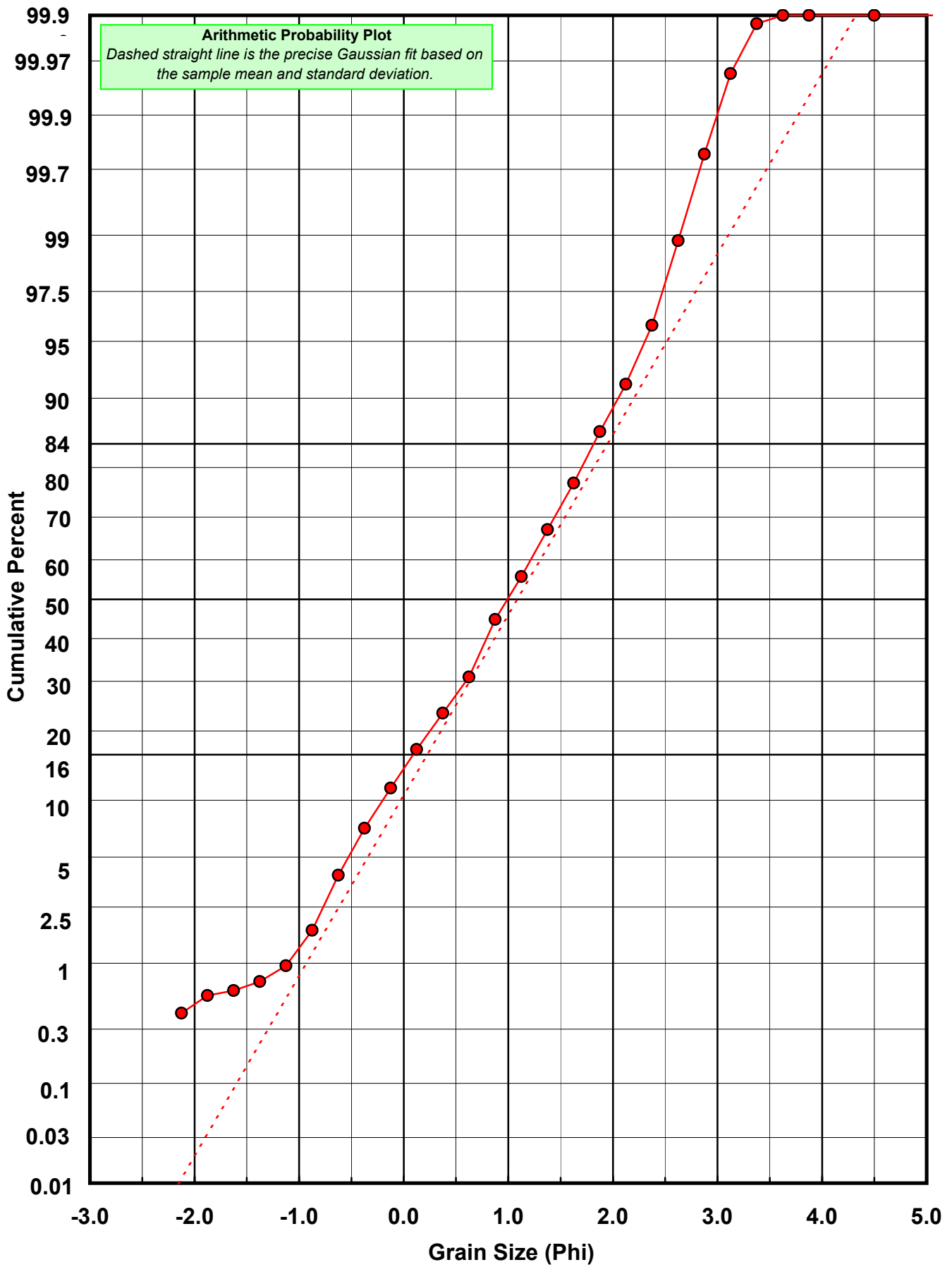
Statistical Results			
Mean:	1.0861	phi	(0.471 mm)
Standard Dev:	0.8695	phi-units	(0.5473 mm)
Skewness:	-0.3932	dimensionless	
Kurtosis:	3.2293	dimensionless	
5th Moment:	-4.5237	dimensionless	
6th Moment:	21.0183	dimensionless	
RARD *	0.8006	dimensionless	
Median	0.9927	phi	(0.5025 mm)

* RARD = reciprocal absolute relative dispersion (see below)

Statistical Explanation
Calculations based on the Method of Moments
Skewness: 3rd Stand. Moment; Exact Gaussian = 0.0
Kurtosis: 4th Stand. Moment; Exact Gaussian = 3.0
For Further Explanation, See Calculation Sheets
Millimeter data calculated by $mm = 2^{(-phi)}$

Reciprocal Absolute Relative Dispersion (RARD) Scale	
< 0.5	Excellent homogeneity (e.g., beaches)
0.5 to 1.0	Good homogeneity
1.0 to 1.33	Fair homogeneity
> 1.33	Poor homogeneity (e.g., glacial)





Carbonate Grain Size Distribution

Onshore Grab Sample

Sample: FG-10-BB

Total Carbonate Mass: 37.367 grams

% Carbonate: 40.3 %

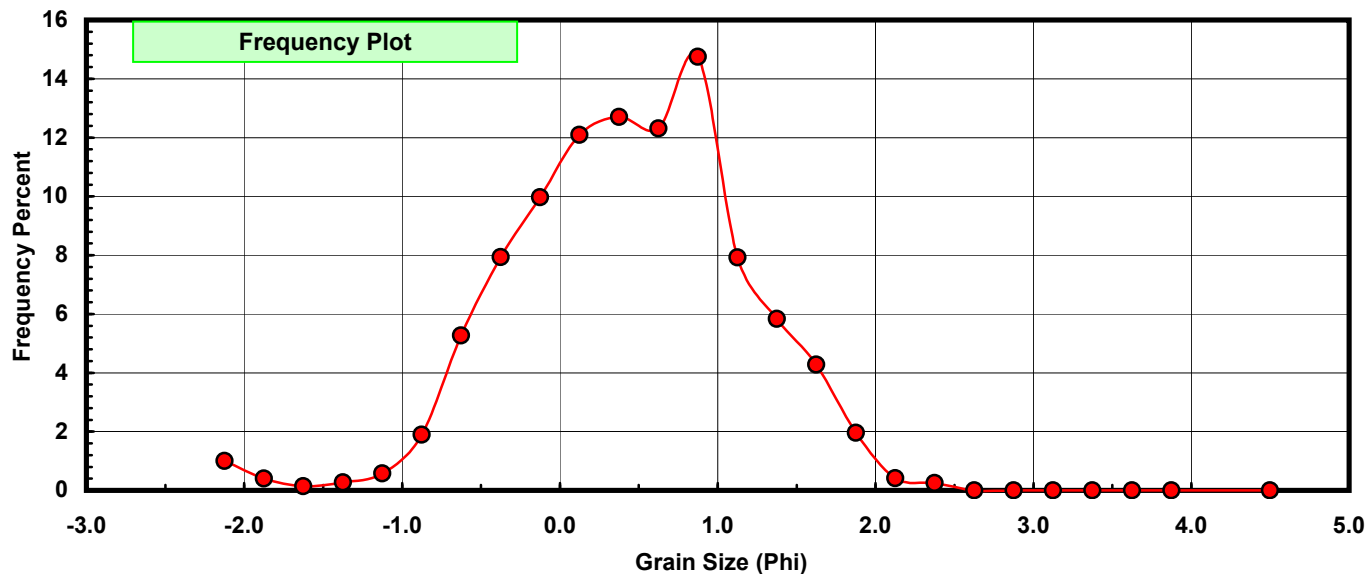
Sieve Size (phi)	Sieve Midpt (phi)	Weight (grams)	Freq Weight %	Cumulative Weight %
-2.00	-2.125	0.376	1.006	1.006
-1.75	-1.875	0.149	0.399	1.405
-1.50	-1.625	0.051	0.136	1.541
-1.25	-1.375	0.103	0.276	1.817
-1.00	-1.125	0.216	0.578	2.395
-0.75	-0.875	0.708	1.895	4.290
-0.50	-0.625	1.968	5.267	9.557
-0.25	-0.375	2.966	7.937	17.494
0.00	-0.125	3.725	9.969	27.463
0.25	0.125	4.520	12.096	39.559
0.50	0.375	4.748	12.706	52.265
0.75	0.625	4.601	12.313	64.578
1.00	0.875	5.513	14.754	79.332
1.25	1.125	2.960	7.921	87.253
1.50	1.375	2.181	5.837	93.090
1.75	1.625	1.599	4.279	97.369
2.00	1.875	0.734	1.964	99.334
2.25	2.125	0.156	0.417	99.751
2.50	2.375	0.093	0.249	100.000
2.75	2.625	0.000	0.000	100.000
3.00	2.875	0.000	0.000	100.000
3.25	3.125	0.000	0.000	100.000
3.50	3.375	0.000	0.000	100.000
3.75	3.625	0.000	0.000	100.000
4.00	3.875	0.000	0.000	100.000
5.00	4.500	0.000	0.000	100.000

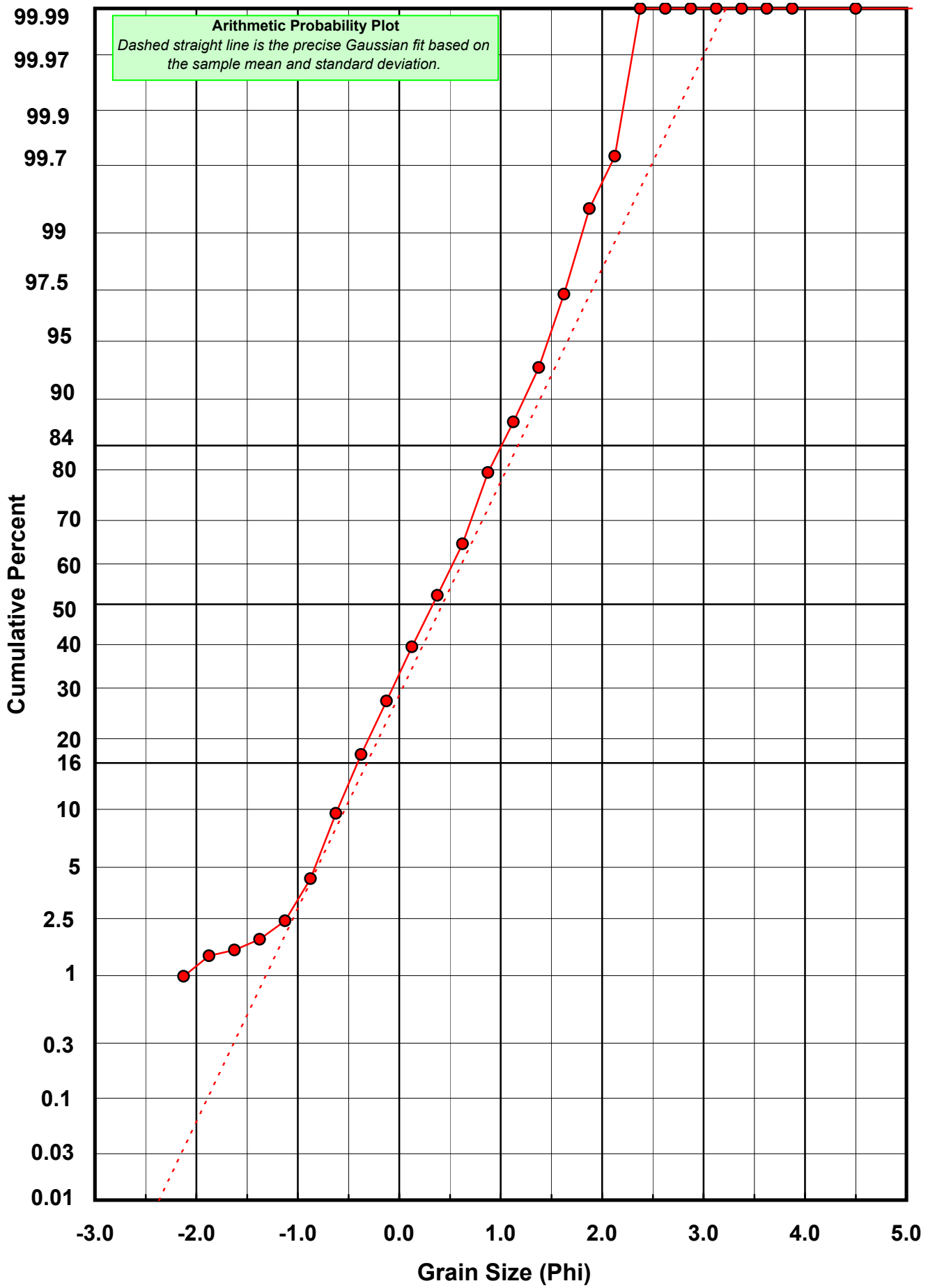
Statistical Results			
Mean:	0.4262	phi	(0.7442 mm)
Standard Dev:	0.7504	phi-units	(0.5944 mm)
Skewness:	-0.4023	dimensionless	
Kurtosis:	3.5779	dimensionless	
5th Moment:	-5.3863	dimensionless	
6th Moment:	25.4801	dimensionless	
RARD *	1.7605	dimensionless	
Median	0.3304	phi	(0.7953 mm)

* RARD = reciprocal absolute relative dispersion (see below)

Statistical Explanation	
Calculations based on the Method of Moments	
Skewness: 3rd Stand. Moment; Exact Gaussian = 0.0	
Kurtosis: 4th Stand. Moment; Exact Gaussian = 3.0	
For Further Explanation, See Calculation Sheets	
Millimeter data calculated by $mm = 2^{(-\phi)}$	

Reciprocal Absolute Relative Dispersion (RARD) Scale	
< 0.5	Excellent homogeneity (e.g., beaches)
0.5 to 1.0	Good homogeneity
1.0 to 1.33	Fair homogeneity
> 1.33	Poor homogeneity (e.g., glacial)





Post-Digestion Grain Size Distribution

Onshore Grab Sample

Sample: FG-10-BB

Total Digested Mass: 54.999 grams

% Silica: 59.7 %

Sieve Size (phi)	Sieve Midpt (phi)	Weight (grams)	Freq Weight %	Cumulative Weight %
-2.00	-2.125	0.000	0.000	0.000
-1.75	-1.875	0.000	0.000	0.000
-1.50	-1.625	0.000	0.000	0.000
-1.25	-1.375	0.000	0.000	0.000
-1.00	-1.125	0.000	0.000	0.000
-0.75	-0.875	0.000	0.000	0.000
-0.50	-0.625	0.019	0.035	0.035
-0.25	-0.375	0.052	0.095	0.129
0.00	-0.125	0.190	0.345	0.475
0.25	0.125	0.609	1.107	1.582
0.50	0.375	1.302	2.367	3.949
0.75	0.625	2.395	4.355	8.304
1.00	0.875	7.119	12.944	21.248
1.25	1.125	7.053	12.824	34.072
1.50	1.375	8.161	14.838	48.910
1.75	1.625	7.520	13.673	62.583
2.00	1.875	7.360	13.382	75.965
2.25	2.125	5.227	9.504	85.469
2.50	2.375	4.021	7.311	92.780
2.75	2.625	2.797	5.086	97.865
3.00	2.875	0.949	1.725	99.591
3.25	3.125	0.180	0.327	99.918
3.50	3.375	0.035	0.064	99.982
3.75	3.625	0.010	0.018	100.000
4.00	3.875	0.000	0.000	100.000
5.00	4.500	0.000	0.000	100.000

Statistical Results			
Mean:	1.5429	phi	(0.3432 mm)
Standard Dev:	0.6303	phi-units	(0.646 mm)
Skewness:	0.0481	dimensionless	
Kurtosis:	2.5774	dimensionless	
5th Moment:	-0.1141	dimensionless	
6th Moment:	10.4275	dimensionless	
RARD *	0.4085	dimensionless	
Median	1.3949	phi	(0.3803 mm)

* RARD = reciprocal absolute relative dispersion (see below)

Statistical Explanation	
Calculations based on the Method of Moments	
Skewness: 3rd Stand. Moment; Exact Gaussian = 0.0	
Kurtosis: 4th Stand. Moment; Exact Gaussian = 3.0	
For Further Explanation, See Calculation Sheets	
Millimeter data calculated by $mm = 2^{(-\phi)}$	

Reciprocal Absolute Relative Dispersion (RARD) Scale	
< 0.5	Excellent homogeneity (e.g., beaches)
0.5 to 1.0	Good homogeneity
1.0 to 1.33	Fair homogeneity
> 1.33	Poor homogeneity (e.g., glacial)

