

Onshore Grab Sample

Sample: FG-05-BB
Sample Taken By: J. Ladner
Sample Collected On: 12/3/03
Splits? N/A

County: Flagler
Latitude: 29° 36' 34.3"
Longitude: 81° 11' 14.0"
Datum: NAD 83
Surf. Elev: N/A
Datum: N/A

Fine Data Summary

Total Sample Weight 77.214 grams
Total Fines in Sample 0.106 grams
Total Percent Fines 0.14 %

Dry Sieving Summary

Total Sample Weight 76.614 grams
Total Digested Weight 63.585 grams
Total Carbonate Weight 13.029 grams
Total Silica % 82.99 %
Total Carbonate % 17.01 %
Carbonate/Silica Ratio 0.205

General Comments:

None

Description

Worked By: M. Lachance

Pre-Digestion Grain Size Distribution

Onshore Grab Sample

Sample: FG-05-BB

Total Sample Mass: 76.614 grams

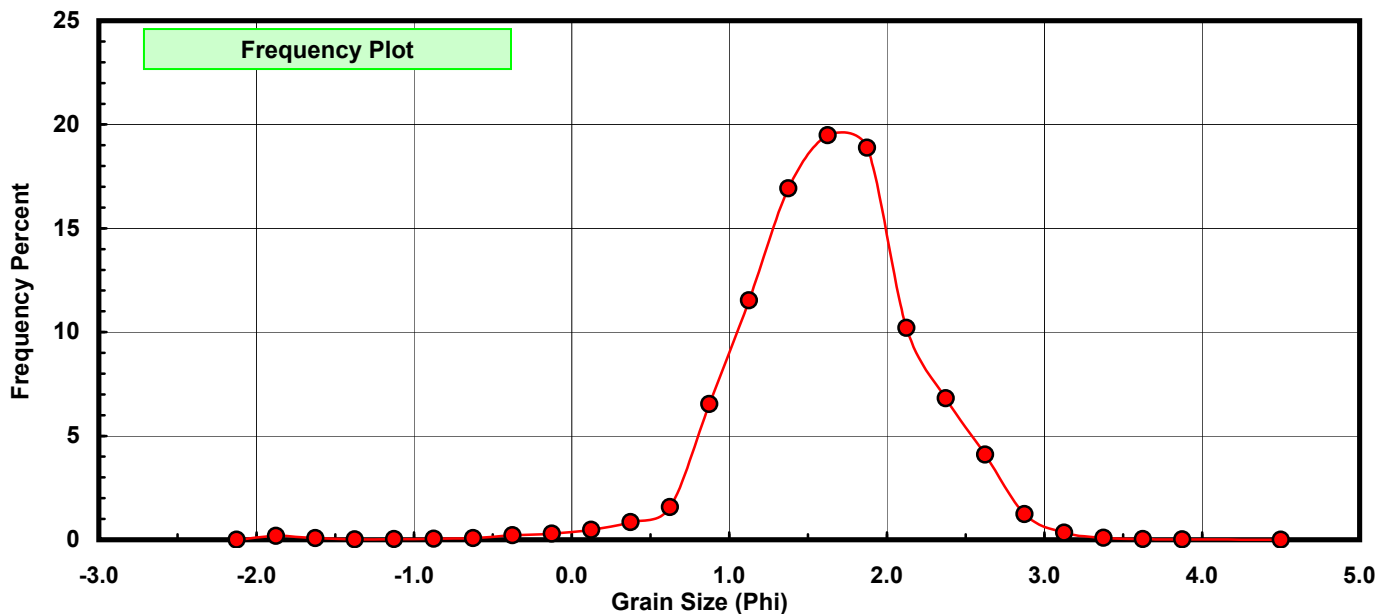
| Sieve Size (phi) | Sieve Midpt (phi) | Weight (grams) | Freq Weight % | Cumulative Weight % |
|------------------|-------------------|----------------|---------------|---------------------|
| -2.00 | -2.125 | 0.000 | 0.000 | 0.000 |
| -1.75 | -1.875 | 0.138 | 0.180 | 0.180 |
| -1.50 | -1.625 | 0.054 | 0.070 | 0.251 |
| -1.25 | -1.375 | 0.017 | 0.022 | 0.273 |
| -1.00 | -1.125 | 0.029 | 0.038 | 0.311 |
| -0.75 | -0.875 | 0.030 | 0.039 | 0.350 |
| -0.50 | -0.625 | 0.059 | 0.077 | 0.427 |
| -0.25 | -0.375 | 0.168 | 0.219 | 0.646 |
| 0.00 | -0.125 | 0.224 | 0.292 | 0.938 |
| 0.25 | 0.125 | 0.367 | 0.479 | 1.417 |
| 0.50 | 0.375 | 0.646 | 0.843 | 2.261 |
| 0.75 | 0.625 | 1.206 | 1.574 | 3.835 |
| 1.00 | 0.875 | 5.005 | 6.533 | 10.368 |
| 1.25 | 1.125 | 8.827 | 11.521 | 21.889 |
| 1.50 | 1.375 | 12.965 | 16.922 | 38.811 |
| 1.75 | 1.625 | 14.929 | 19.486 | 58.297 |
| 2.00 | 1.875 | 14.464 | 18.879 | 77.176 |
| 2.25 | 2.125 | 7.816 | 10.202 | 87.378 |
| 2.50 | 2.375 | 5.222 | 6.816 | 94.194 |
| 2.75 | 2.625 | 3.141 | 4.100 | 98.294 |
| 3.00 | 2.875 | 0.945 | 1.233 | 99.528 |
| 3.25 | 3.125 | 0.255 | 0.333 | 99.860 |
| 3.50 | 3.375 | 0.075 | 0.098 | 99.958 |
| 3.75 | 3.625 | 0.025 | 0.033 | 99.991 |
| 4.00 | 3.875 | 0.007 | 0.009 | 100.000 |
| 5.00 | 4.500 | 0.000 | 0.000 | 100.000 |

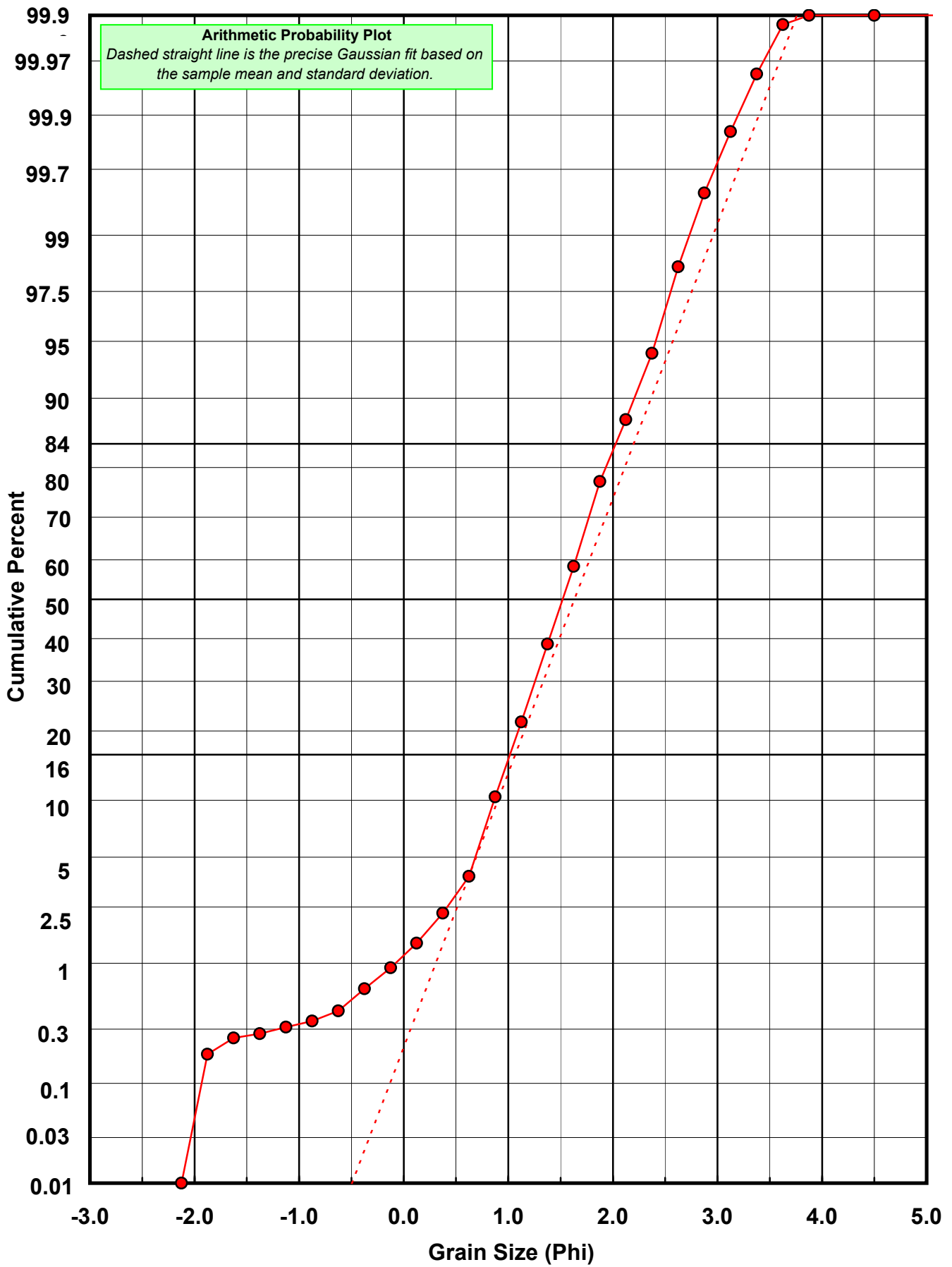
| Statistical Results | | | |
|---------------------|----------|---------------|-------------|
| Mean: | 1.6334 | phi | (0.3223 mm) |
| Standard Dev: | 0.5715 | phi-units | (0.6729 mm) |
| Skewness: | -0.7319 | dimensionless | |
| Kurtosis: | 6.7717 | dimensionless | |
| 5th Moment: | -24.7224 | dimensionless | |
| 6th Moment: | 153.4724 | dimensionless | |
| RARD * | 0.3499 | dimensionless | |
| Median | 1.5185 | phi | (0.349 mm) |

* RARD = reciprocal absolute relative dispersion (see below)

| Statistical Explanation | |
|---|--|
| Calculations based on the Method of Moments | |
| Skewness: 3rd Stand. Moment; Exact Gaussian = 0.0 | |
| Kurtosis: 4th Stand. Moment; Exact Gaussian = 3.0 | |
| For Further Explanation, See Calculation Sheets | |
| Millimeter data calculated by $mm = 2^{(-phi)}$ | |

| Reciprocal Absolute Relative Dispersion (RARD) Scale | |
|--|---------------------------------------|
| < 0.5 | Excellent homogeneity (e.g., beaches) |
| 0.5 to 1.0 | Good homogeneity |
| 1.0 to 1.33 | Fair homogeneity |
| > 1.33 | Poor homogeneity (e.g., glacial) |





Carbonate Grain Size Distribution

Onshore Grab Sample

Sample: FG-05-BB

Total Carbonate Mass: 13.373 grams

% Carbonate: 17.0 %

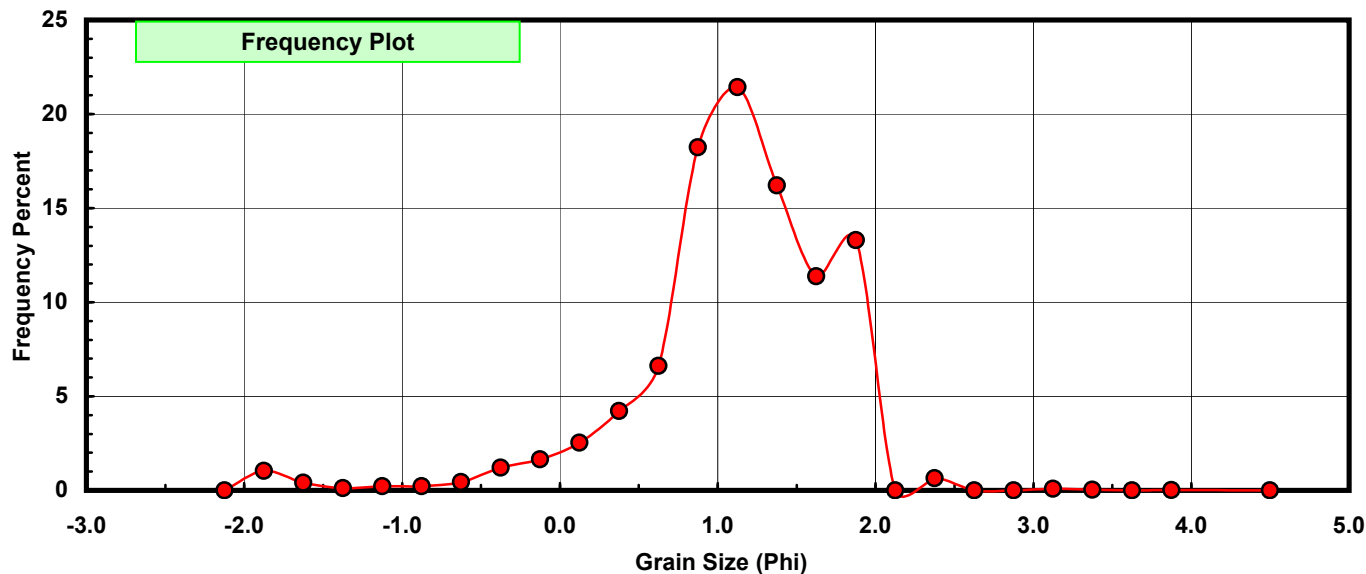
| Sieve Size (phi) | Sieve Midpt (phi) | Weight (grams) | Freq Weight % | Cumulative Weight % |
|------------------|-------------------|----------------|---------------|---------------------|
| -2.00 | -2.125 | 0.000 | 0.000 | 0.000 |
| -1.75 | -1.875 | 0.138 | 1.032 | 1.032 |
| -1.50 | -1.625 | 0.054 | 0.404 | 1.436 |
| -1.25 | -1.375 | 0.017 | 0.127 | 1.563 |
| -1.00 | -1.125 | 0.029 | 0.217 | 1.780 |
| -0.75 | -0.875 | 0.030 | 0.224 | 2.004 |
| -0.50 | -0.625 | 0.059 | 0.441 | 2.445 |
| -0.25 | -0.375 | 0.161 | 1.204 | 3.649 |
| 0.00 | -0.125 | 0.221 | 1.653 | 5.302 |
| 0.25 | 0.125 | 0.340 | 2.542 | 7.844 |
| 0.50 | 0.375 | 0.564 | 4.217 | 12.062 |
| 0.75 | 0.625 | 0.884 | 6.610 | 18.672 |
| 1.00 | 0.875 | 2.439 | 18.238 | 36.910 |
| 1.25 | 1.125 | 2.866 | 21.431 | 58.341 |
| 1.50 | 1.375 | 2.168 | 16.212 | 74.553 |
| 1.75 | 1.625 | 1.521 | 11.374 | 85.927 |
| 2.00 | 1.875 | 1.779 | 13.303 | 99.230 |
| 2.25 | 2.125 | 0.000 | 0.000 | 99.230 |
| 2.50 | 2.375 | 0.086 | 0.643 | 99.873 |
| 2.75 | 2.625 | 0.000 | 0.000 | 99.873 |
| 3.00 | 2.875 | 0.000 | 0.000 | 99.873 |
| 3.25 | 3.125 | 0.011 | 0.082 | 99.955 |
| 3.50 | 3.375 | 0.004 | 0.030 | 99.985 |
| 3.75 | 3.625 | 0.000 | 0.000 | 99.985 |
| 4.00 | 3.875 | 0.002 | 0.015 | 100.000 |
| 5.00 | 4.500 | 0.000 | 0.000 | 100.000 |

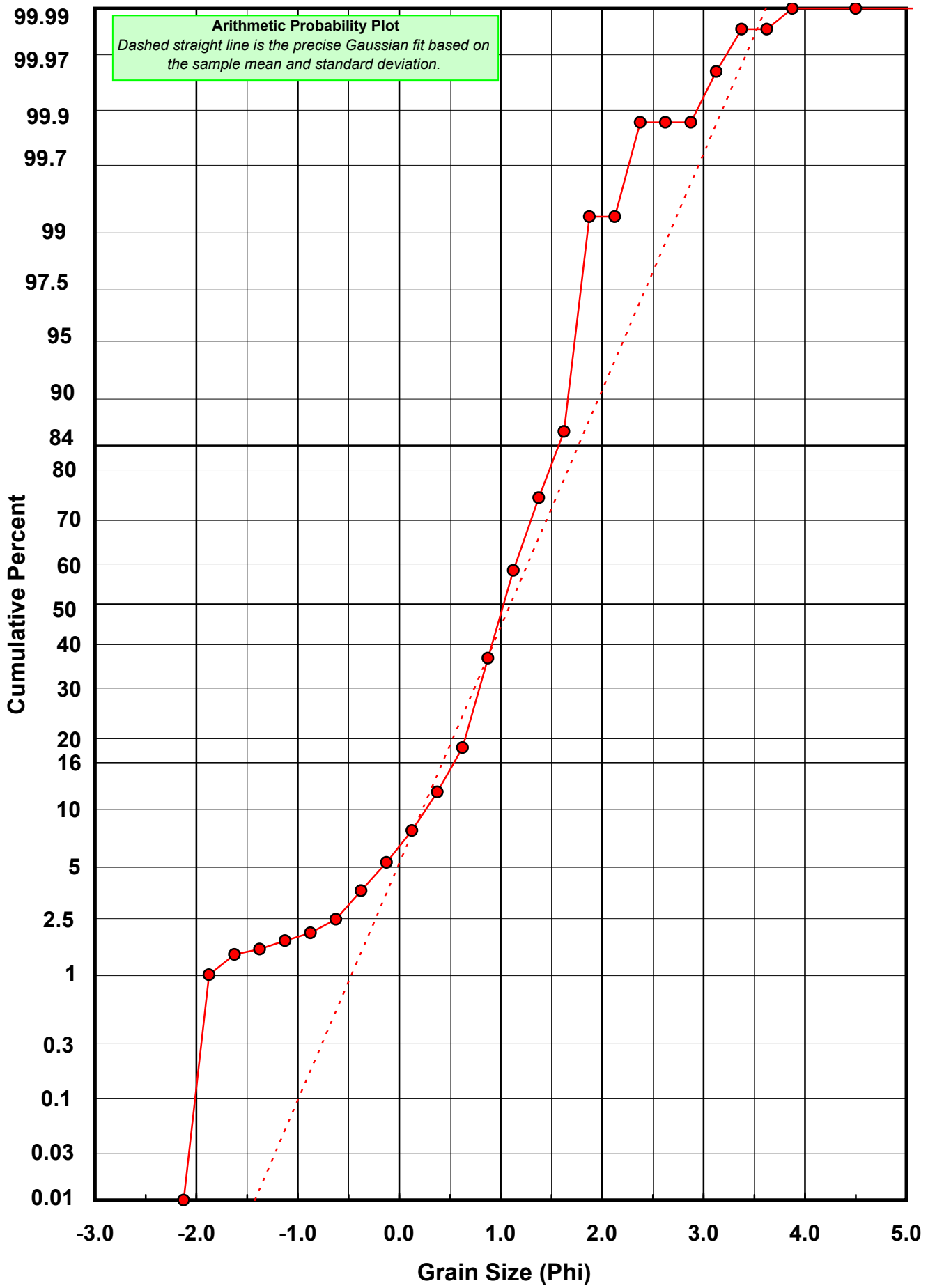
| Statistical Results | | | |
|---------------------|----------|---------------|-------------|
| Mean: | 1.0962 | phi | (0.4677 mm) |
| Standard Dev: | 0.6764 | phi-units | (0.6257 mm) |
| Skewness: | -1.5394 | dimensionless | |
| Kurtosis: | 7.4142 | dimensionless | |
| 5th Moment: | -25.8176 | dimensionless | |
| 6th Moment: | 112.4693 | dimensionless | |
| RARD * | 0.6171 | dimensionless | |
| Median | 1.0277 | phi | (0.4905 mm) |

* RARD = reciprocal absolute relative dispersion (see below)

| Statistical Explanation | |
|---|--|
| Calculations based on the Method of Moments | |
| Skewness: 3rd Stand. Moment; Exact Gaussian = 0.0 | |
| Kurtosis: 4th Stand. Moment; Exact Gaussian = 3.0 | |
| For Further Explanation, See Calculation Sheets | |
| Millimeter data calculated by $mm = 2^{(-phi)}$ | |

| Reciprocal Absolute Relative Dispersion (RARD) Scale | |
|--|---------------------------------------|
| < 0.5 | Excellent homogeneity (e.g., beaches) |
| 0.5 to 1.0 | Good homogeneity |
| 1.0 to 1.33 | Fair homogeneity |
| > 1.33 | Poor homogeneity (e.g., glacial) |





Post-Digestion Grain Size Distribution

Onshore Grab Sample

Sample: FG-05-BB

Total Digested Mass: 63.585 grams

% Silica: 83.0 %

| Sieve Size (phi) | Sieve Midpt (phi) | Weight (grams) | Freq Weight % | Cumulative Weight % |
|------------------|-------------------|----------------|---------------|---------------------|
| -2.00 | -2.125 | 0.000 | 0.000 | 0.000 |
| -1.75 | -1.875 | 0.000 | 0.000 | 0.000 |
| -1.50 | -1.625 | 0.000 | 0.000 | 0.000 |
| -1.25 | -1.375 | 0.000 | 0.000 | 0.000 |
| -1.00 | -1.125 | 0.000 | 0.000 | 0.000 |
| -0.75 | -0.875 | 0.000 | 0.000 | 0.000 |
| -0.50 | -0.625 | 0.000 | 0.000 | 0.000 |
| -0.25 | -0.375 | 0.007 | 0.011 | 0.011 |
| 0.00 | -0.125 | 0.003 | 0.005 | 0.016 |
| 0.25 | 0.125 | 0.027 | 0.042 | 0.058 |
| 0.50 | 0.375 | 0.082 | 0.129 | 0.187 |
| 0.75 | 0.625 | 0.322 | 0.506 | 0.694 |
| 1.00 | 0.875 | 2.566 | 4.036 | 4.729 |
| 1.25 | 1.125 | 5.961 | 9.375 | 14.104 |
| 1.50 | 1.375 | 10.797 | 16.980 | 31.084 |
| 1.75 | 1.625 | 13.408 | 21.087 | 52.171 |
| 2.00 | 1.875 | 12.685 | 19.950 | 72.121 |
| 2.25 | 2.125 | 7.863 | 12.366 | 84.487 |
| 2.50 | 2.375 | 5.136 | 8.077 | 92.564 |
| 2.75 | 2.625 | 3.307 | 5.201 | 97.765 |
| 3.00 | 2.875 | 1.076 | 1.692 | 99.457 |
| 3.25 | 3.125 | 0.244 | 0.384 | 99.841 |
| 3.50 | 3.375 | 0.071 | 0.112 | 99.953 |
| 3.75 | 3.625 | 0.025 | 0.039 | 99.992 |
| 4.00 | 3.875 | 0.005 | 0.008 | 100.000 |
| 5.00 | 4.500 | 0.000 | 0.000 | 100.000 |

| Statistical Results | | | |
|---------------------|---------|---------------|-------------|
| Mean: | 1.7519 | phi | (0.2969 mm) |
| Standard Dev: | 0.4840 | phi-units | (0.715 mm) |
| Skewness: | 0.2627 | dimensionless | |
| Kurtosis: | 2.9632 | dimensionless | |
| 5th Moment: | 1.9609 | dimensionless | |
| 6th Moment: | 15.5085 | dimensionless | |
| RARD * | 0.2763 | dimensionless | |
| Median | 1.5993 | phi | (0.33 mm) |

* RARD = reciprocal absolute relative dispersion (see below)

| Statistical Explanation | |
|---|--|
| Calculations based on the Method of Moments | |
| Skewness: 3rd Stand. Moment; Exact Gaussian = 0.0 | |
| Kurtosis: 4th Stand. Moment; Exact Gaussian = 3.0 | |
| For Further Explanation, See Calculation Sheets | |
| Millimeter data calculated by $mm = 2^{(-phi)}$ | |

| Reciprocal Absolute Relative Dispersion (RARD) Scale | |
|--|---------------------------------------|
| < 0.5 | Excellent homogeneity (e.g., beaches) |
| 0.5 to 1.0 | Good homogeneity |
| 1.0 to 1.33 | Fair homogeneity |
| > 1.33 | Poor homogeneity (e.g., glacial) |

