

Onshore Grab Sample

Sample: FG-02-BB
Sample Taken By: J. Ladner
Sample Collected On: 12/3/03
Splits? N/A

County: Flagler
Latitude: 29° 38' 51.8"
Longitude: 81° 12' 12.5"
Datum: NAD 83
Surf. Elev: N/A
Datum: N/A

Fine Data Summary

Total Sample Weight 70.405 grams
Total Fines in Sample 0.140 grams
Total Percent Fines 0.20 %

Dry Sieving Summary

Total Sample Weight 70.381 grams
Total Digested Weight 37.059 grams
Total Carbonate Weight 33.322 grams
Total Silica % 52.66 %
Total Carbonate % 47.34 %
Carbonate/Silica Ratio 0.899

General Comments:

None

Description

Worked By: M. Lachance

Pre-Digestion Grain Size Distribution

Onshore Grab Sample

Sample: FG-02-BB

Total Sample Mass: 70.381 grams

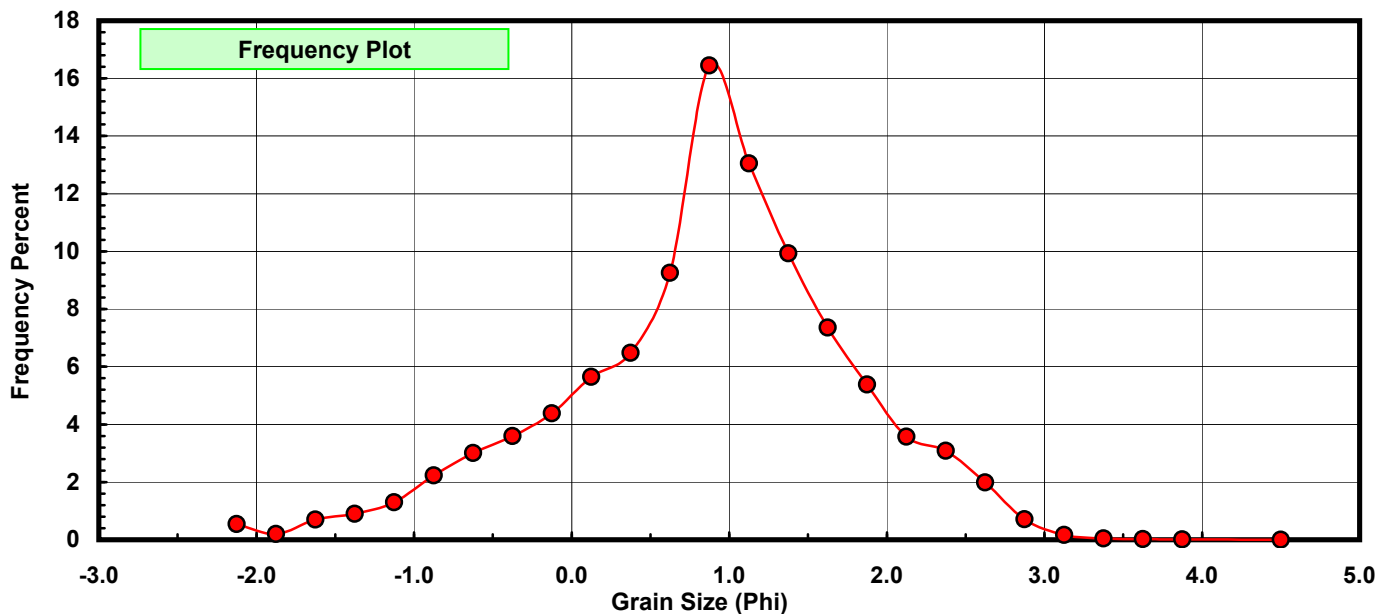
Sieve Size (phi)	Sieve Midpt (phi)	Weight (grams)	Freq Weight %	Cumulative Weight %
-2.00	-2.125	0.383	0.544	0.544
-1.75	-1.875	0.144	0.205	0.749
-1.50	-1.625	0.496	0.704	1.453
-1.25	-1.375	0.630	0.895	2.348
-1.00	-1.125	0.912	1.296	3.644
-0.75	-0.875	1.570	2.231	5.875
-0.50	-0.625	2.119	3.011	8.885
-0.25	-0.375	2.531	3.596	12.482
0.00	-0.125	3.083	4.380	16.862
0.25	0.125	3.976	5.649	22.511
0.50	0.375	4.560	6.479	28.990
0.75	0.625	6.511	9.251	38.242
1.00	0.875	11.573	16.443	54.685
1.25	1.125	9.183	13.048	67.733
1.50	1.375	6.990	9.932	77.664
1.75	1.625	5.175	7.353	85.017
2.00	1.875	3.785	5.378	90.395
2.25	2.125	2.518	3.578	93.973
2.50	2.375	2.174	3.089	97.062
2.75	2.625	1.397	1.985	99.047
3.00	2.875	0.503	0.715	99.761
3.25	3.125	0.114	0.162	99.923
3.50	3.375	0.029	0.041	99.964
3.75	3.625	0.013	0.018	99.983
4.00	3.875	0.010	0.014	99.997
5.00	4.500	0.002	0.003	100.000

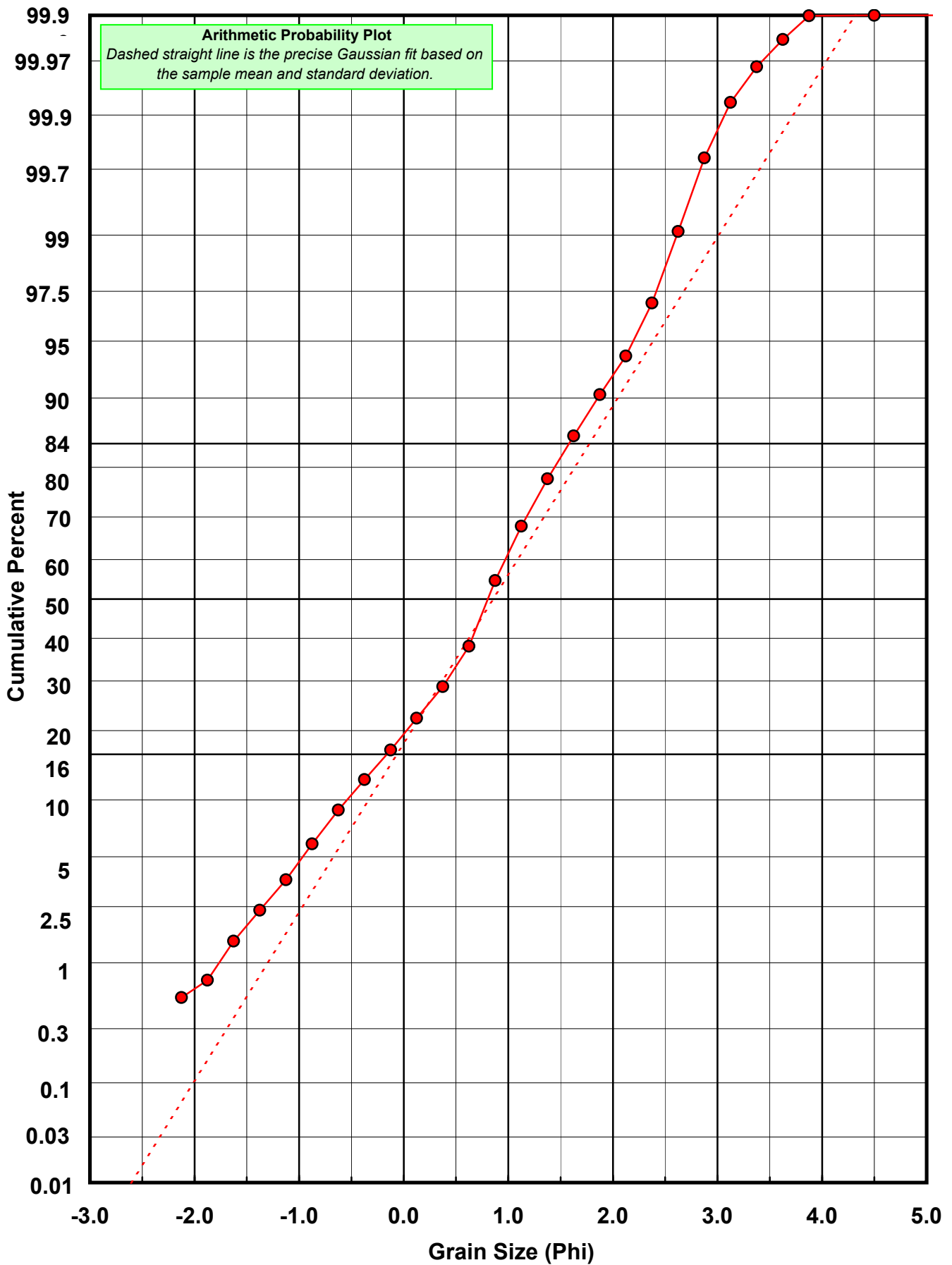
Statistical Results			
Mean:	0.8555	phi	(0.5527 mm)
Standard Dev:	0.9295	phi-units	(0.525 mm)
Skewness:	-0.4460	dimensionless	
Kurtosis:	3.3538	dimensionless	
5th Moment:	-3.7965	dimensionless	
6th Moment:	18.1841	dimensionless	
RARD *	1.0865	dimensionless	
Median	0.8038	phi	(0.5728 mm)

* RARD = reciprocal absolute relative dispersion (see below)

Statistical Explanation
Calculations based on the Method of Moments
Skewness: 3rd Stand. Moment; Exact Gaussian = 0.0
Kurtosis: 4th Stand. Moment; Exact Gaussian = 3.0
For Further Explanation, See Calculation Sheets
Millimeter data calculated by $mm = 2^{(-phi)}$

Reciprocal Absolute Relative Dispersion (RARD) Scale	
< 0.5	Excellent homogeneity (e.g., beaches)
0.5 to 1.0	Good homogeneity
1.0 to 1.33	Fair homogeneity
> 1.33	Poor homogeneity (e.g., glacial)





Carbonate Grain Size Distribution

Onshore Grab Sample

Sample: FG-02-BB

Total Carbonate Mass: 33.421 grams

% Carbonate: 47.3 %

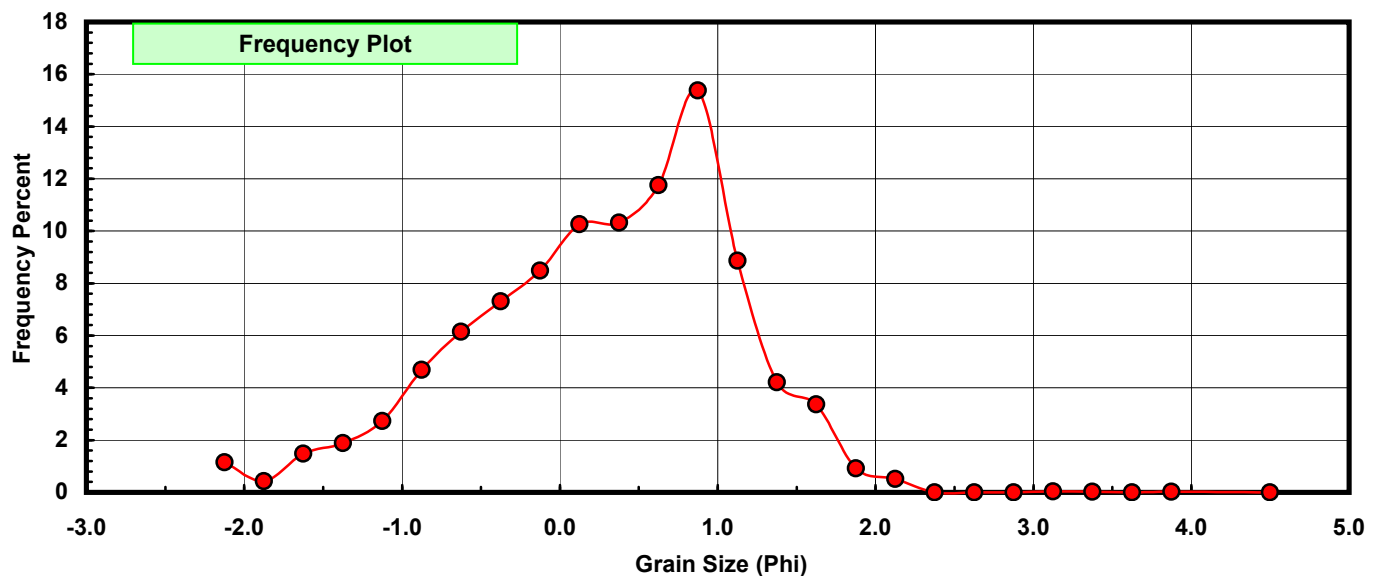
Sieve Size (phi)	Sieve Midpt (phi)	Weight (grams)	Freq Weight %	Cumulative Weight %
-2.00	-2.125	0.383	1.146	1.146
-1.75	-1.875	0.144	0.431	1.577
-1.50	-1.625	0.496	1.483	3.060
-1.25	-1.375	0.630	1.885	4.945
-1.00	-1.125	0.912	2.729	7.674
-0.75	-0.875	1.569	4.695	12.368
-0.50	-0.625	2.055	6.149	18.517
-0.25	-0.375	2.444	7.313	25.830
0.00	-0.125	2.837	8.489	34.319
0.25	0.125	3.430	10.263	44.582
0.50	0.375	3.448	10.317	54.899
0.75	0.625	3.929	11.756	66.655
1.00	0.875	5.139	15.377	82.032
1.25	1.125	2.964	8.869	90.901
1.50	1.375	1.407	4.210	95.111
1.75	1.625	1.126	3.369	98.480
2.00	1.875	0.305	0.913	99.393
2.25	2.125	0.173	0.518	99.910
2.50	2.375	0.000	0.000	99.910
2.75	2.625	0.000	0.000	99.910
3.00	2.875	0.000	0.000	99.910
3.25	3.125	0.012	0.036	99.946
3.50	3.375	0.008	0.024	99.970
3.75	3.625	0.000	0.000	99.970
4.00	3.875	0.010	0.030	100.000
5.00	4.500	0.000	0.000	100.000

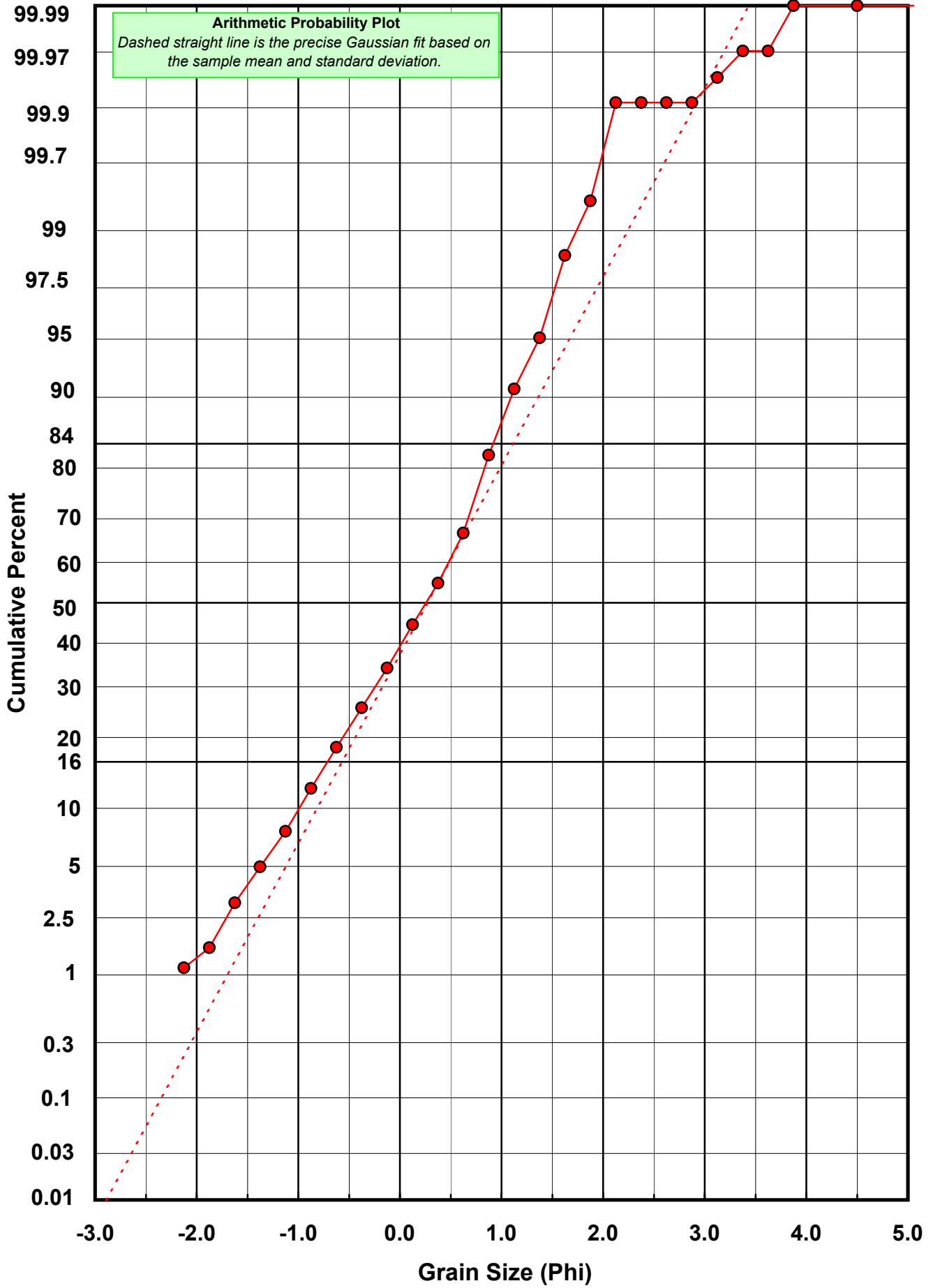
Statistical Results			
Mean:	0.2725	phi	(0.8279 mm)
Standard Dev:	0.8497	phi-units	(0.5549 mm)
Skewness:	-0.4503	dimensionless	
Kurtosis:	2.9730	dimensionless	
5th Moment:	-2.7476	dimensionless	
6th Moment:	15.7929	dimensionless	
RARD *	3.1185	dimensionless	
Median	0.2563	phi	(0.8372 mm)

* RARD = reciprocal absolute relative dispersion (see below)

Statistical Explanation	
Calculations based on the Method of Moments	
Skewness: 3rd Stand. Moment; Exact Gaussian = 0.0	
Kurtosis: 4th Stand. Moment; Exact Gaussian = 3.0	
For Further Explanation, See Calculation Sheets	
Millimeter data calculated by $mm = 2^{(-phi)}$	

Reciprocal Absolute Relative Dispersion (RARD) Scale	
< 0.5	Excellent homogeneity (e.g., beaches)
0.5 to 1.0	Good homogeneity
1.0 to 1.33	Fair homogeneity
> 1.33	Poor homogeneity (e.g., glacial)





Post-Digestion Grain Size Distribution

Onshore Grab Sample

Sample: FG-02-BB

Total Digested Mass: 37.059 grams

% Silica: 52.7 %

Sieve Size (phi)	Sieve Midpt (phi)	Weight (grams)	Freq Weight %	Cumulative Weight %
-2.00	-2.125	0.000	0.000	0.000
-1.75	-1.875	0.000	0.000	0.000
-1.50	-1.625	0.000	0.000	0.000
-1.25	-1.375	0.000	0.000	0.000
-1.00	-1.125	0.000	0.000	0.000
-0.75	-0.875	0.001	0.003	0.003
-0.50	-0.625	0.064	0.173	0.175
-0.25	-0.375	0.087	0.235	0.410
0.00	-0.125	0.246	0.664	1.074
0.25	0.125	0.546	1.473	2.547
0.50	0.375	1.112	3.001	5.548
0.75	0.625	2.582	6.967	12.515
1.00	0.875	6.434	17.362	29.877
1.25	1.125	6.219	16.781	46.658
1.50	1.375	5.583	15.065	61.723
1.75	1.625	4.049	10.926	72.649
2.00	1.875	3.480	9.390	82.039
2.25	2.125	2.345	6.328	88.367
2.50	2.375	2.205	5.950	94.317
2.75	2.625	1.456	3.929	98.246
3.00	2.875	0.514	1.387	99.633
3.25	3.125	0.102	0.275	99.908
3.50	3.375	0.021	0.057	99.965
3.75	3.625	0.013	0.035	100.000
4.00	3.875	0.000	0.000	100.000
5.00	4.500	0.000	0.000	100.000

Statistical Results			
Mean:	1.3859	phi	(0.3827 mm)
Standard Dev:	0.6457	phi-units	(0.6392 mm)
Skewness:	0.2735	dimensionless	
Kurtosis:	2.8144	dimensionless	
5th Moment:	1.0765	dimensionless	
6th Moment:	12.6380	dimensionless	
RARD *	0.4659	dimensionless	
Median	1.1805	phi	(0.4412 mm)

* RARD = reciprocal absolute relative dispersion (see below)

Statistical Explanation	
Calculations based on the Method of Moments	
Skewness: 3rd Stand. Moment; Exact Gaussian = 0.0	
Kurtosis: 4th Stand. Moment; Exact Gaussian = 3.0	
For Further Explanation, See Calculation Sheets	
Millimeter data calculated by $mm = 2^{(-phi)}$	

Reciprocal Absolute Relative Dispersion (RARD) Scale	
< 0.5	Excellent homogeneity (e.g., beaches)
0.5 to 1.0	Good homogeneity
1.0 to 1.33	Fair homogeneity
> 1.33	Poor homogeneity (e.g., glacial)

