

Onshore Grab Sample

Sample: FG-01-SS
Sample Taken By: J. Ladner
Sample Collected On: 12/3/03
Splits? N/A

County: Flagler
Latitude: 29° 39' 38.0"
Longitude: 81° 12' 31.1"
Datum: NAD 83
Surf. Elev: N/A
Datum: N/A

Fine Data Summary

Total Sample Weight 106.087 grams
Total Fines in Sample 0.676 grams
Total Percent Fines 0.63 %

Dry Sieving Summary

Total Sample Weight 106.472 grams
Total Digested Weight 58.182 grams
Total Carbonate Weight 48.290 grams
Total Silica % 54.65 %
Total Carbonate % 45.35 %
Carbonate/Silica Ratio 0.830

General Comments:

None

Description

Worked By: M. Lachance

Pre-Digestion Grain Size Distribution

Onshore Grab Sample

Sample: FG-01-SS

Total Sample Mass: 106.472 grams

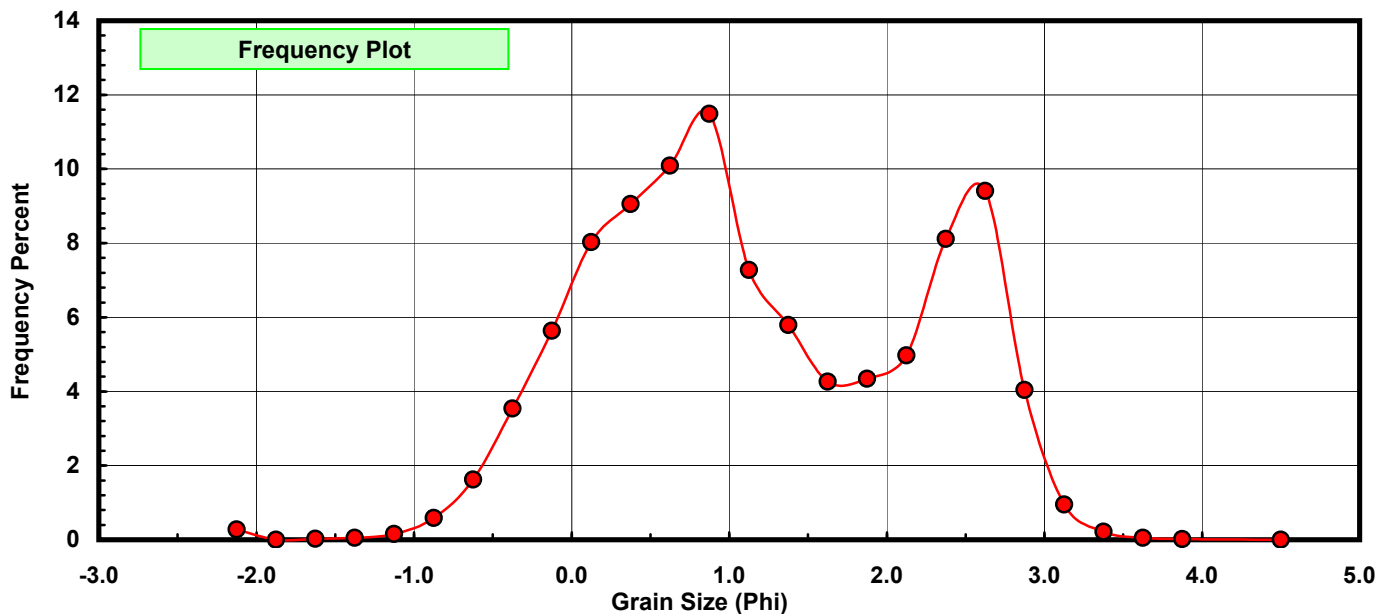
Sieve Size (phi)	Sieve Midpt (phi)	Weight (grams)	Freq Weight %	Cumulative Weight %
-2.00	-2.125	0.291	0.273	0.273
-1.75	-1.875	0.000	0.000	0.273
-1.50	-1.625	0.032	0.030	0.303
-1.25	-1.375	0.054	0.051	0.354
-1.00	-1.125	0.167	0.157	0.511
-0.75	-0.875	0.622	0.584	1.095
-0.50	-0.625	1.725	1.620	2.715
-0.25	-0.375	3.772	3.543	6.258
0.00	-0.125	5.998	5.633	11.891
0.25	0.125	8.549	8.029	19.921
0.50	0.375	9.643	9.057	28.978
0.75	0.625	10.745	10.092	39.069
1.00	0.875	12.235	11.491	50.561
1.25	1.125	7.748	7.277	57.838
1.50	1.375	6.164	5.789	63.627
1.75	1.625	4.540	4.264	67.891
2.00	1.875	4.626	4.345	72.236
2.25	2.125	5.290	4.968	77.204
2.50	2.375	8.634	8.109	85.314
2.75	2.625	10.019	9.410	94.723
3.00	2.875	4.305	4.043	98.767
3.25	3.125	1.012	0.950	99.717
3.50	3.375	0.227	0.213	99.930
3.75	3.625	0.055	0.052	99.982
4.00	3.875	0.019	0.018	100.000
5.00	4.500	0.000	0.000	100.000

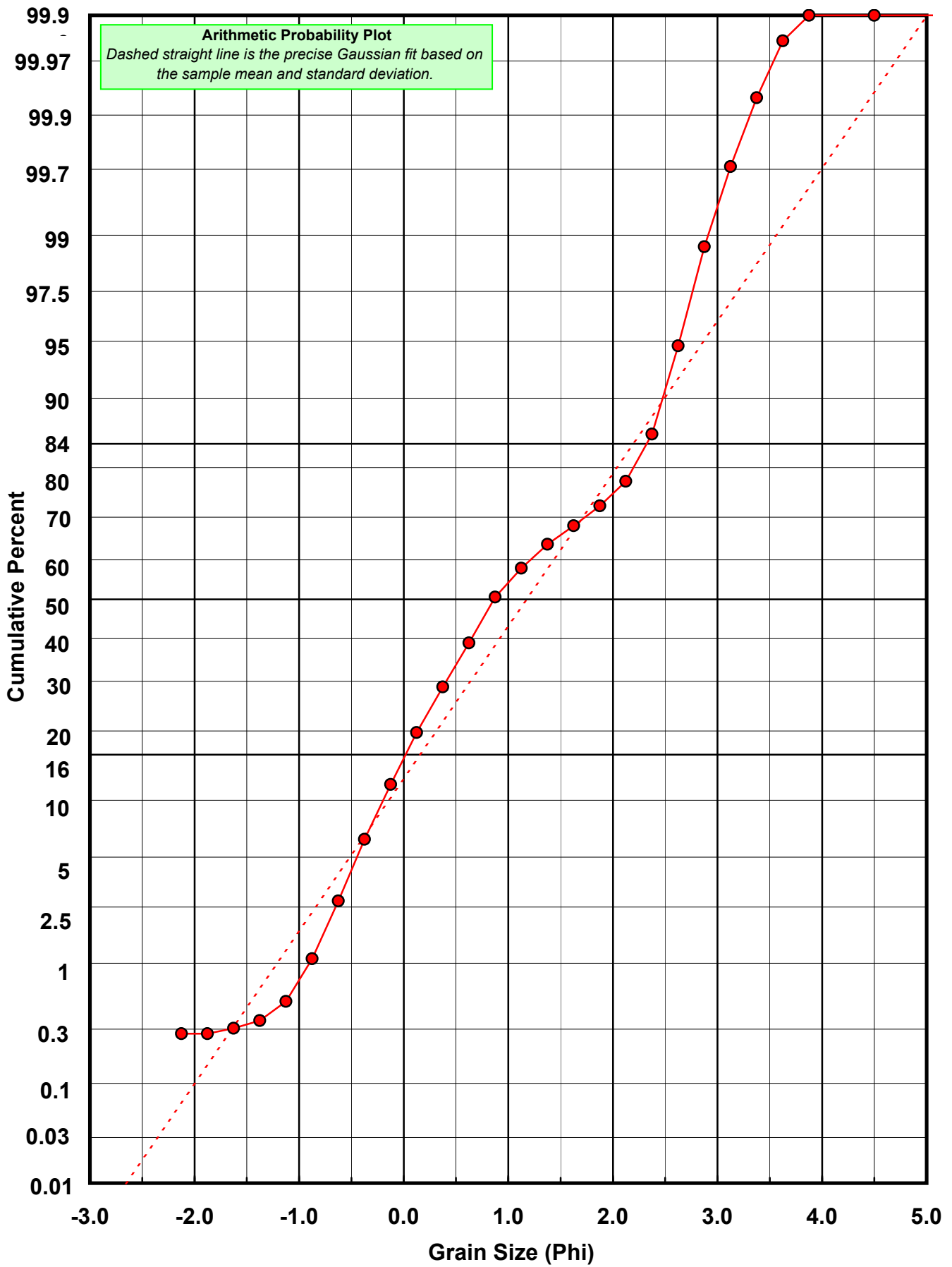
Statistical Results			
Mean:	1.1764	phi	(0.4424 mm)
Standard Dev:	1.0286	phi-units	(0.4902 mm)
Skewness:	0.0884	dimensionless	
Kurtosis:	2.1473	dimensionless	
5th Moment:	-0.5265	dimensionless	
6th Moment:	7.6836	dimensionless	
RARD *	0.8743	dimensionless	
Median	0.8628	phi	(0.5499 mm)

* RARD = reciprocal absolute relative dispersion (see below)

Statistical Explanation	
Calculations based on the Method of Moments	
Skewness: 3rd Stand. Moment; Exact Gaussian = 0.0	
Kurtosis: 4th Stand. Moment; Exact Gaussian = 3.0	
For Further Explanation, See Calculation Sheets	
Millimeter data calculated by $mm = 2^{(-phi)}$	

Reciprocal Absolute Relative Dispersion (RARD) Scale	
< 0.5	Excellent homogeneity (e.g., beaches)
0.5 to 1.0	Good homogeneity
1.0 to 1.33	Fair homogeneity
> 1.33	Poor homogeneity (e.g., glacial)





Carbonate Grain Size Distribution

Onshore Grab Sample

Sample: FG-01-SS

Total Carbonate Mass: 49.292 grams

% Carbonate: 45.4 %

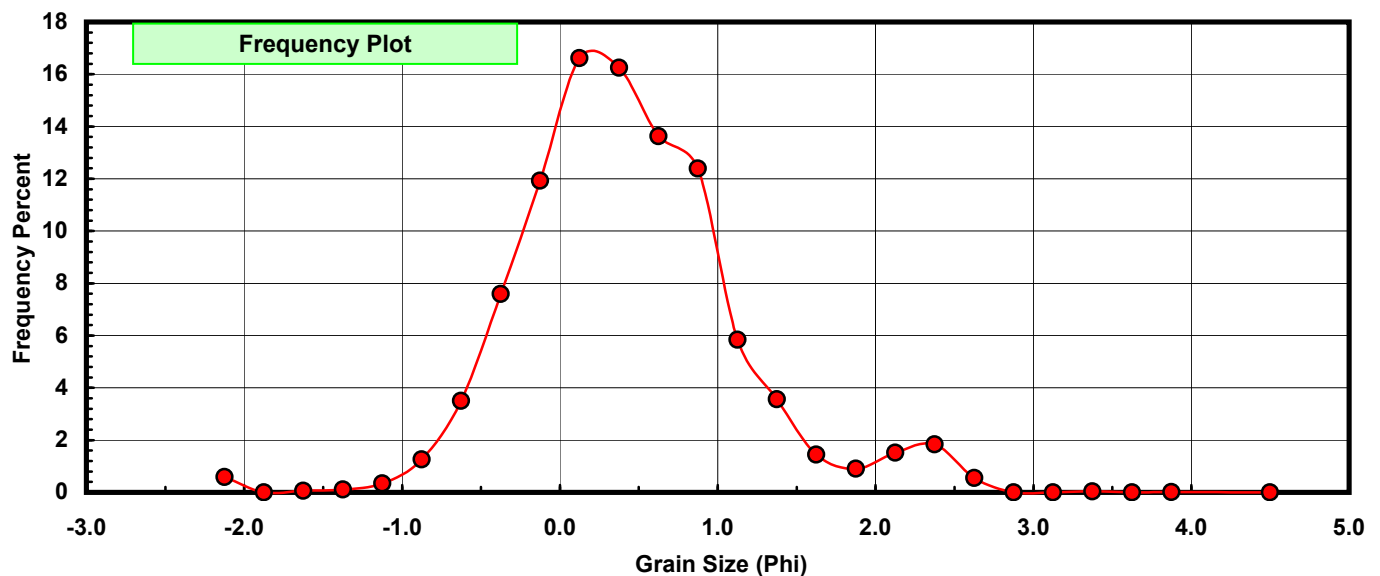
Sieve Size (phi)	Sieve Midpt (phi)	Weight (grams)	Freq Weight %	Cumulative Weight %
-2.00	-2.125	0.291	0.590	0.590
-1.75	-1.875	0.000	0.000	0.590
-1.50	-1.625	0.032	0.065	0.655
-1.25	-1.375	0.054	0.110	0.765
-1.00	-1.125	0.167	0.339	1.104
-0.75	-0.875	0.622	1.262	2.365
-0.50	-0.625	1.725	3.500	5.865
-0.25	-0.375	3.742	7.591	13.457
0.00	-0.125	5.880	11.929	25.385
0.25	0.125	8.188	16.611	41.997
0.50	0.375	8.007	16.244	58.241
0.75	0.625	6.720	13.633	71.874
1.00	0.875	6.107	12.389	84.263
1.25	1.125	2.881	5.845	90.108
1.50	1.375	1.757	3.564	93.672
1.75	1.625	0.711	1.442	95.115
2.00	1.875	0.449	0.911	96.026
2.25	2.125	0.751	1.524	97.549
2.50	2.375	0.907	1.840	99.389
2.75	2.625	0.272	0.552	99.941
3.00	2.875	0.000	0.000	99.941
3.25	3.125	0.000	0.000	99.941
3.50	3.375	0.020	0.041	99.982
3.75	3.625	0.000	0.000	99.982
4.00	3.875	0.009	0.018	100.000
5.00	4.500	0.000	0.000	100.000

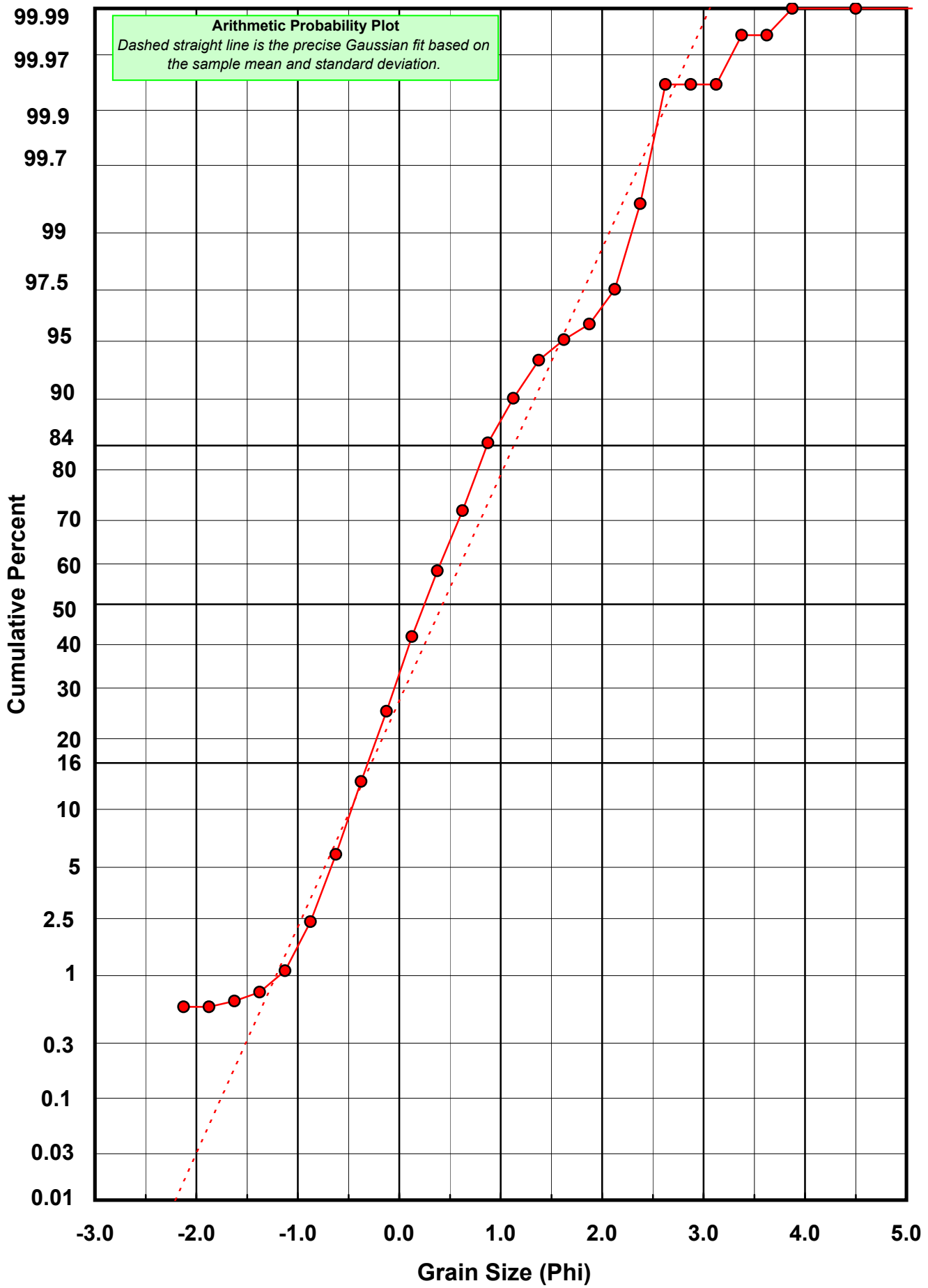
Statistical Results			
Mean:	0.4280	phi	(0.7433 mm)
Standard Dev:	0.7075	phi-units	(0.6124 mm)
Skewness:	0.4187	dimensionless	
Kurtosis:	4.5216	dimensionless	
5th Moment:	2.7802	dimensionless	
6th Moment:	37.5968	dimensionless	
RARD *	1.6530	dimensionless	
Median	0.2482	phi	(0.842 mm)

* RARD = reciprocal absolute relative dispersion (see below)

Statistical Explanation	
Calculations based on the Method of Moments	
Skewness: 3rd Stand. Moment; Exact Gaussian = 0.0	
Kurtosis: 4th Stand. Moment; Exact Gaussian = 3.0	
For Further Explanation, See Calculation Sheets	
Millimeter data calculated by $mm = 2^{(-phi)}$	

Reciprocal Absolute Relative Dispersion (RARD) Scale	
< 0.5	Excellent homogeneity (e.g., beaches)
0.5 to 1.0	Good homogeneity
1.0 to 1.33	Fair homogeneity
> 1.33	Poor homogeneity (e.g., glacial)





Post-Digestion Grain Size Distribution

Onshore Grab Sample

Sample: FG-01-SS

Total Digested Mass: 58.182 grams

% Silica: 54.6 %

Sieve Size (phi)	Sieve Midpt (phi)	Weight (grams)	Freq Weight %	Cumulative Weight %
-2.00	-2.125	0.000	0.000	0.000
-1.75	-1.875	0.000	0.000	0.000
-1.50	-1.625	0.000	0.000	0.000
-1.25	-1.375	0.000	0.000	0.000
-1.00	-1.125	0.000	0.000	0.000
-0.75	-0.875	0.000	0.000	0.000
-0.50	-0.625	0.000	0.000	0.000
-0.25	-0.375	0.030	0.052	0.052
0.00	-0.125	0.118	0.203	0.254
0.25	0.125	0.361	0.620	0.875
0.50	0.375	1.636	2.812	3.687
0.75	0.625	4.025	6.918	10.605
1.00	0.875	6.128	10.532	21.137
1.25	1.125	4.867	8.365	29.502
1.50	1.375	4.407	7.575	37.077
1.75	1.625	3.829	6.581	43.658
2.00	1.875	4.177	7.179	50.837
2.25	2.125	4.539	7.801	58.638
2.50	2.375	7.727	13.281	71.919
2.75	2.625	9.747	16.753	88.672
3.00	2.875	5.213	8.960	97.632
3.25	3.125	1.103	1.896	99.527
3.50	3.375	0.207	0.356	99.883
3.75	3.625	0.058	0.100	99.983
4.00	3.875	0.010	0.017	100.000
5.00	4.500	0.000	0.000	100.000

Statistical Results			
Mean:	1.8402	phi	(0.2793 mm)
Standard Dev:	0.8061	phi-units	(0.5719 mm)
Skewness:	-0.2639	dimensionless	
Kurtosis:	1.8219	dimensionless	
5th Moment:	-1.1207	dimensionless	
6th Moment:	4.6822	dimensionless	
RARD *	0.4380	dimensionless	
Median	1.8459	phi	(0.2782 mm)

* RARD = reciprocal absolute relative dispersion (see below)

Statistical Explanation	
Calculations based on the Method of Moments	
Skewness: 3rd Stand. Moment; Exact Gaussian = 0.0	
Kurtosis: 4th Stand. Moment; Exact Gaussian = 3.0	
For Further Explanation, See Calculation Sheets	
Millimeter data calculated by $mm = 2^{(-phi)}$	

Reciprocal Absolute Relative Dispersion (RARD) Scale	
< 0.5	Excellent homogeneity (e.g., beaches)
0.5 to 1.0	Good homogeneity
1.0 to 1.33	Fair homogeneity
> 1.33	Poor homogeneity (e.g., glacial)

