

Onshore Grab Sample

Sample: FG-01-BB
Sample Taken By: J. Ladner
Sample Collected On: 12/3/03
Splits? N/A

County: Flagler
Latitude: 29° 39' 37.9"
Longitude: 81° 12' 31.5"
Datum: NAD 83
Surf. Elev: N/A
Datum: N/A

Fine Data Summary

Total Sample Weight 71.974 grams
Total Fines in Sample 0.269 grams
Total Percent Fines 0.37 %

Dry Sieving Summary

Total Sample Weight 92.989 grams
Total Digested Weight 55.940 grams
Total Carbonate Weight 37.049 grams
Total Silica % 60.16 %
Total Carbonate % 39.84 %
Carbonate/Silica Ratio 0.662

General Comments:

None

Description

Worked By: M. Lachance

Pre-Digestion Grain Size Distribution

Onshore Grab Sample

Sample: FG-01-BB

Total Sample Mass: 92.989 grams

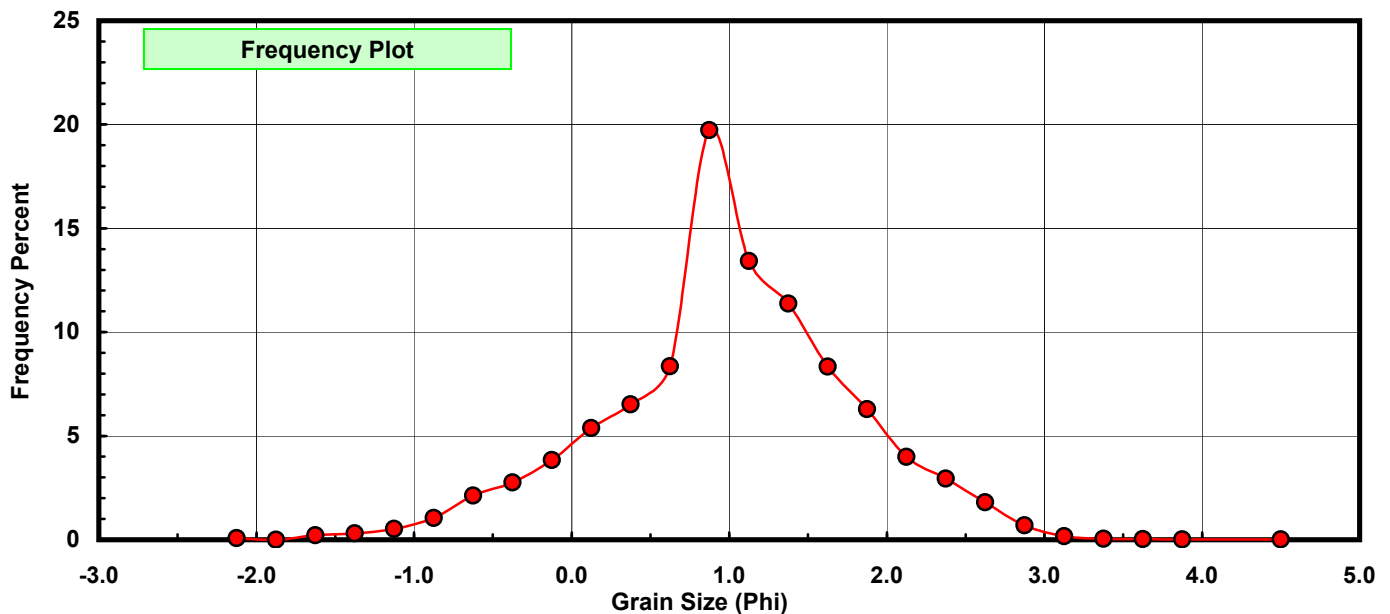
Sieve Size (phi)	Sieve Midpt (phi)	Weight (grams)	Freq Weight %	Cumulative Weight %
-2.00	-2.125	0.066	0.071	0.071
-1.75	-1.875	0.000	0.000	0.071
-1.50	-1.625	0.201	0.216	0.287
-1.25	-1.375	0.290	0.312	0.599
-1.00	-1.125	0.482	0.518	1.117
-0.75	-0.875	0.979	1.053	2.170
-0.50	-0.625	1.982	2.131	4.302
-0.25	-0.375	2.561	2.754	7.056
0.00	-0.125	3.562	3.831	10.886
0.25	0.125	5.003	5.380	16.266
0.50	0.375	6.060	6.517	22.783
0.75	0.625	7.762	8.347	31.131
1.00	0.875	18.345	19.728	50.859
1.25	1.125	12.479	13.420	64.279
1.50	1.375	10.582	11.380	75.658
1.75	1.625	7.747	8.331	83.990
2.00	1.875	5.846	6.287	90.276
2.25	2.125	3.710	3.990	94.266
2.50	2.375	2.735	2.941	97.207
2.75	2.625	1.681	1.808	99.015
3.00	2.875	0.652	0.701	99.716
3.25	3.125	0.158	0.170	99.886
3.50	3.375	0.047	0.051	99.937
3.75	3.625	0.024	0.026	99.962
4.00	3.875	0.016	0.017	99.980
5.00	4.500	0.019	0.020	100.000

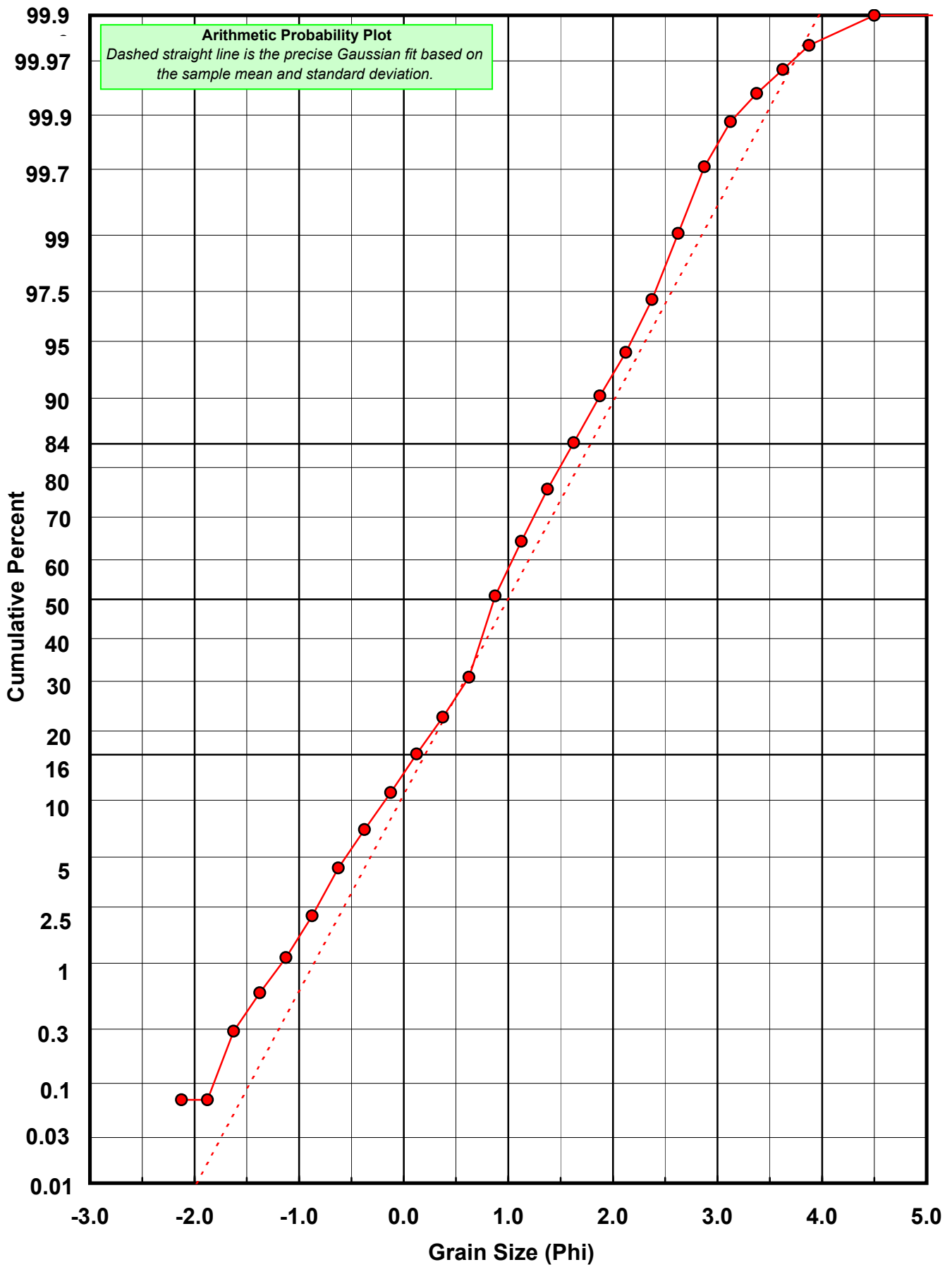
Statistical Results			
Mean:	0.9957	phi	(0.5015 mm)
Standard Dev:	0.7990	phi-units	(0.5747 mm)
Skewness:	-0.2406	dimensionless	
Kurtosis:	3.4562	dimensionless	
5th Moment:	-2.2508	dimensionless	
6th Moment:	20.5177	dimensionless	
RARD *	0.8025	dimensionless	
Median	0.8641	phi	(0.5494 mm)

* RARD = reciprocal absolute relative dispersion (see below)

Statistical Explanation	
Calculations based on the Method of Moments	
Skewness: 3rd Stand. Moment; Exact Gaussian = 0.0	
Kurtosis: 4th Stand. Moment; Exact Gaussian = 3.0	
For Further Explanation, See Calculation Sheets	
Millimeter data calculated by $mm = 2^{(-phi)}$	

Reciprocal Absolute Relative Dispersion (RARD) Scale	
< 0.5	Excellent homogeneity (e.g., beaches)
0.5 to 1.0	Good homogeneity
1.0 to 1.33	Fair homogeneity
> 1.33	Poor homogeneity (e.g., glacial)





Carbonate Grain Size Distribution

Onshore Grab Sample

Sample: FG-01-BB

Total Carbonate Mass: 37.353 grams

% Carbonate: 39.8 %

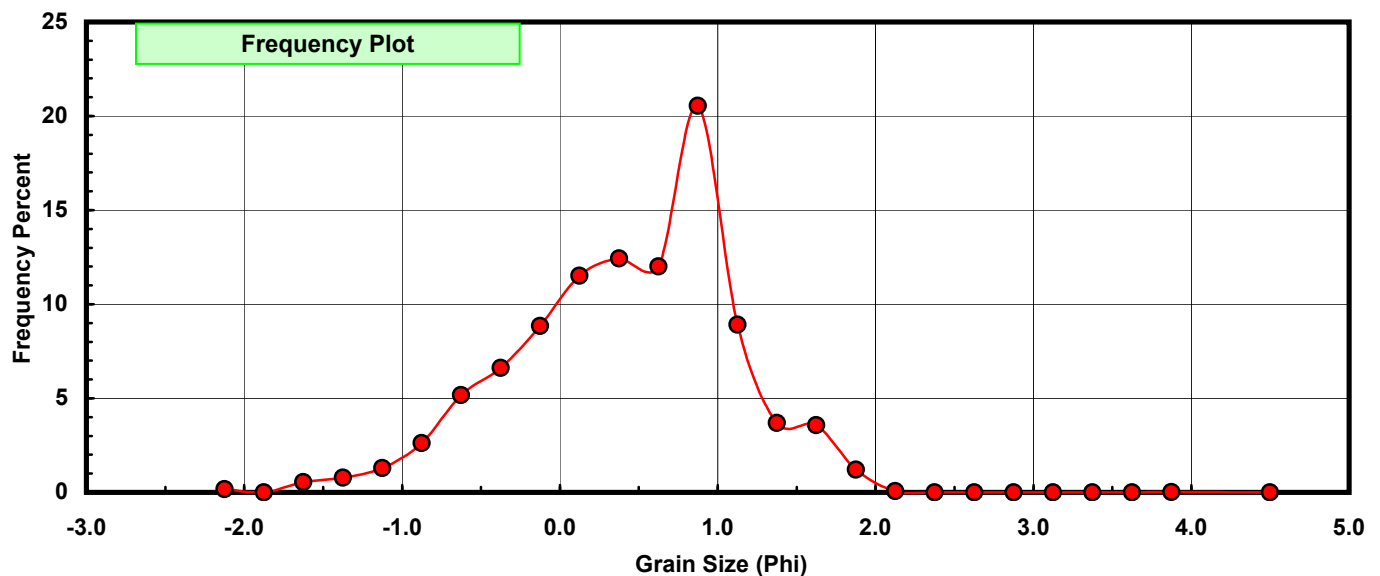
Sieve Size (phi)	Sieve Midpt (phi)	Weight (grams)	Freq Weight %	Cumulative Weight %
-2.00	-2.125	0.066	0.177	0.177
-1.75	-1.875	0.000	0.000	0.177
-1.50	-1.625	0.201	0.538	0.715
-1.25	-1.375	0.290	0.776	1.491
-1.00	-1.125	0.482	1.290	2.782
-0.75	-0.875	0.979	2.621	5.403
-0.50	-0.625	1.934	5.178	10.580
-0.25	-0.375	2.468	6.607	17.187
0.00	-0.125	3.304	8.845	26.033
0.25	0.125	4.298	11.506	37.539
0.50	0.375	4.641	12.425	49.964
0.75	0.625	4.487	12.012	61.976
1.00	0.875	7.677	20.553	82.529
1.25	1.125	3.326	8.904	91.433
1.50	1.375	1.380	3.694	95.128
1.75	1.625	1.336	3.577	98.704
2.00	1.875	0.452	1.210	99.914
2.25	2.125	0.025	0.067	99.981
2.50	2.375	0.000	0.000	99.981
2.75	2.625	0.000	0.000	99.981
3.00	2.875	0.000	0.000	99.981
3.25	3.125	0.000	0.000	99.981
3.50	3.375	0.000	0.000	99.981
3.75	3.625	0.002	0.005	99.987
4.00	3.875	0.005	0.013	100.000
5.00	4.500	0.000	0.000	100.000

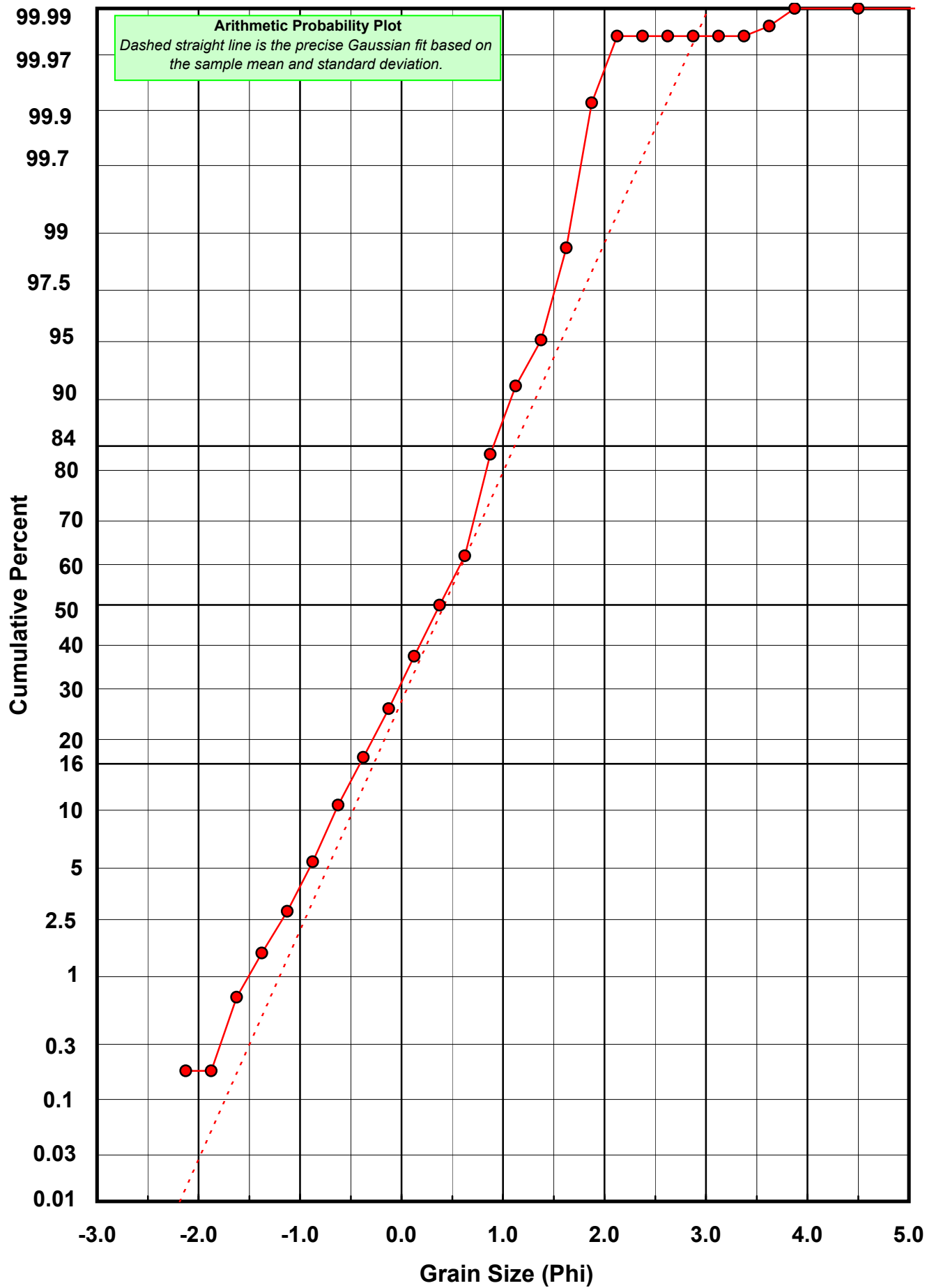
Statistical Results			
Mean:	0.4210	phi	(0.7469 mm)
Standard Dev:	0.6992	phi-units	(0.6159 mm)
Skewness:	-0.4248	dimensionless	
Kurtosis:	3.0753	dimensionless	
5th Moment:	-3.1737	dimensionless	
6th Moment:	18.3779	dimensionless	
RARD *	1.6608	dimensionless	
Median	0.3758	phi	(0.7707 mm)

* RARD = reciprocal absolute relative dispersion (see below)

Statistical Explanation	
Calculations based on the Method of Moments	
Skewness: 3rd Stand. Moment; Exact Gaussian = 0.0	
Kurtosis: 4th Stand. Moment; Exact Gaussian = 3.0	
For Further Explanation, See Calculation Sheets	
Millimeter data calculated by $mm = 2^{(-phi)}$	

Reciprocal Absolute Relative Dispersion (RARD) Scale	
< 0.5	Excellent homogeneity (e.g., beaches)
0.5 to 1.0	Good homogeneity
1.0 to 1.33	Fair homogeneity
> 1.33	Poor homogeneity (e.g., glacial)





Post-Digestion Grain Size Distribution

Onshore Grab Sample

Sample: FG-01-BB

Total Digested Mass: 55.933 grams

% Silica: 60.2 %

Sieve Size (phi)	Sieve Midpt (phi)	Weight (grams)	Freq Weight %	Cumulative Weight %
-2.00	-2.125	0.000	0.000	0.000
-1.75	-1.875	0.000	0.000	0.000
-1.50	-1.625	0.000	0.000	0.000
-1.25	-1.375	0.000	0.000	0.000
-1.00	-1.125	0.000	0.000	0.000
-0.75	-0.875	0.000	0.000	0.000
-0.50	-0.625	0.048	0.086	0.086
-0.25	-0.375	0.093	0.166	0.252
0.00	-0.125	0.258	0.461	0.713
0.25	0.125	0.705	1.260	1.974
0.50	0.375	1.419	2.537	4.511
0.75	0.625	3.275	5.855	10.366
1.00	0.875	10.668	19.073	29.439
1.25	1.125	9.153	16.364	45.803
1.50	1.375	9.202	16.452	62.255
1.75	1.625	6.411	11.462	73.717
2.00	1.875	5.394	9.644	83.360
2.25	2.125	3.685	6.588	89.949
2.50	2.375	2.844	5.085	95.033
2.75	2.625	1.819	3.252	98.285
3.00	2.875	0.709	1.268	99.553
3.25	3.125	0.170	0.304	99.857
3.50	3.375	0.047	0.084	99.941
3.75	3.625	0.022	0.039	99.980
4.00	3.875	0.011	0.020	100.000
5.00	4.500	0.000	0.000	100.000

Statistical Results			
Mean:	1.3873	phi	(0.3823 mm)
Standard Dev:	0.6130	phi-units	(0.6538 mm)
Skewness:	0.3681	dimensionless	
Kurtosis:	3.0062	dimensionless	
5th Moment:	2.1683	dimensionless	
6th Moment:	15.3545	dimensionless	
RARD *	0.4419	dimensionless	
Median	1.1888	phi	(0.4387 mm)

* RARD = reciprocal absolute relative dispersion (see below)

Statistical Explanation	
Calculations based on the Method of Moments	
Skewness: 3rd Stand. Moment; Exact Gaussian = 0.0	
Kurtosis: 4th Stand. Moment; Exact Gaussian = 3.0	
For Further Explanation, See Calculation Sheets	
Millimeter data calculated by $mm = 2^{(-phi)}$	

Reciprocal Absolute Relative Dispersion (RARD) Scale	
< 0.5	Excellent homogeneity (e.g., beaches)
0.5 to 1.0	Good homogeneity
1.0 to 1.33	Fair homogeneity
> 1.33	Poor homogeneity (e.g., glacial)

