

Onshore Grab Sample

Sample: DU-15-MB
Sample Taken By: J. Ladner
Sample Collected On: 12/4/02
Splits? N/A

County: Duval
Latitude: 30° 26' 57.1"
Longitude: 81° 24' 36.9"
Datum: WGS 84
Surf. Elev: N/A
Datum: N/A

Fine Data Summary

| | |
|-----------------------|--------------|
| Total Sample Weight | 46.967 grams |
| Total Fines in Sample | 0.446 grams |
| Total Percent Fines | 0.94 % |

Dry Sieving Summary

| | |
|------------------------|--------------|
| Total Sample Weight | 46.586 grams |
| Total Digested Weight | 46.022 grams |
| Total Carbonate Weight | 0.564 grams |
| Total Silica % | 98.79 % |
| Total Carbonate % | 1.21 % |
| Carbonate/Silica Ratio | 0.012 |

General Comments:

None

Description

Worked By: C. Fischler
Reviewed and Edited By: M. Ladle

Pre-Digestion Grain Size Distribution

Onshore Grab Sample

Sample: DU-15-MB

Total Sample Mass: 46.586 grams

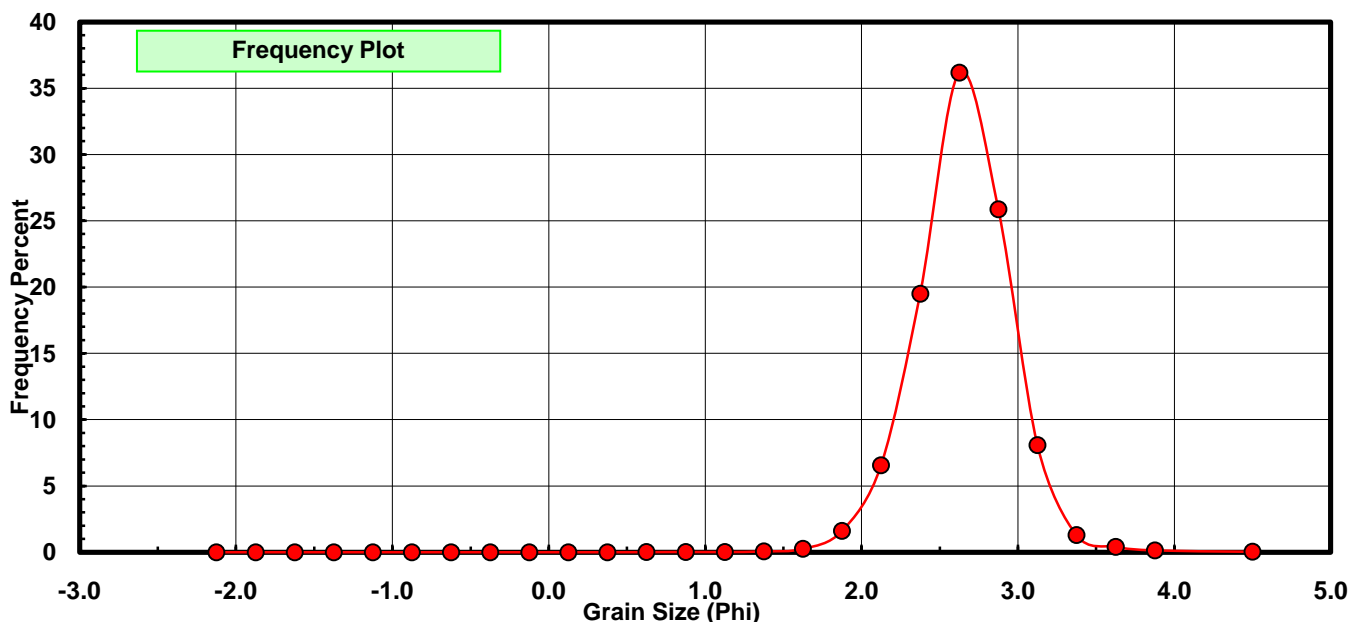
| Sieve Size (phi) | Sieve Midpt (phi) | Weight (grams) | Freq Weight % | Cumulative Weight % |
|------------------|-------------------|----------------|---------------|---------------------|
| -2.00 | -2.125 | 0.000 | 0.000 | 0.000 |
| -1.75 | -1.875 | 0.000 | 0.000 | 0.000 |
| -1.50 | -1.625 | 0.000 | 0.000 | 0.000 |
| -1.25 | -1.375 | 0.000 | 0.000 | 0.000 |
| -1.00 | -1.125 | 0.000 | 0.000 | 0.000 |
| -0.75 | -0.875 | 0.000 | 0.000 | 0.000 |
| -0.50 | -0.625 | 0.000 | 0.000 | 0.000 |
| -0.25 | -0.375 | 0.000 | 0.000 | 0.000 |
| 0.00 | -0.125 | 0.000 | 0.000 | 0.000 |
| 0.25 | 0.125 | 0.000 | 0.000 | 0.000 |
| 0.50 | 0.375 | 0.000 | 0.000 | 0.000 |
| 0.75 | 0.625 | 0.003 | 0.006 | 0.006 |
| 1.00 | 0.875 | 0.009 | 0.019 | 0.026 |
| 1.25 | 1.125 | 0.006 | 0.013 | 0.039 |
| 1.50 | 1.375 | 0.028 | 0.060 | 0.099 |
| 1.75 | 1.625 | 0.117 | 0.251 | 0.350 |
| 2.00 | 1.875 | 0.747 | 1.603 | 1.953 |
| 2.25 | 2.125 | 3.057 | 6.562 | 8.515 |
| 2.50 | 2.375 | 9.085 | 19.502 | 28.017 |
| 2.75 | 2.625 | 16.856 | 36.183 | 64.200 |
| 3.00 | 2.875 | 12.050 | 25.866 | 90.066 |
| 3.25 | 3.125 | 3.761 | 8.073 | 98.139 |
| 3.50 | 3.375 | 0.599 | 1.286 | 99.425 |
| 3.75 | 3.625 | 0.188 | 0.404 | 99.828 |
| 4.00 | 3.875 | 0.064 | 0.137 | 99.966 |
| 5.00 | 4.500 | 0.016 | 0.034 | 100.000 |

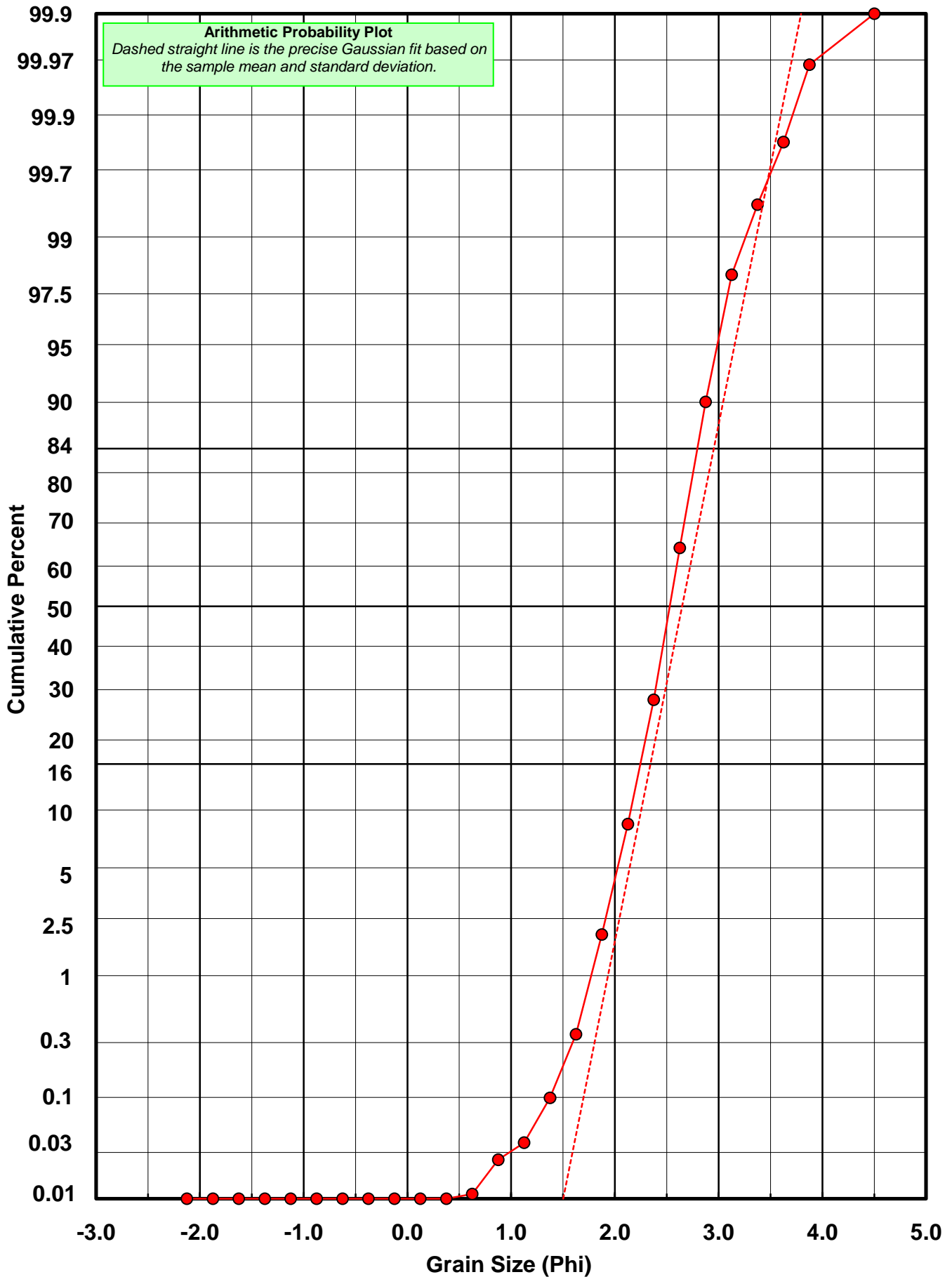
| Statistical Results | | | |
|---------------------|---------|---------------|-------------|
| Mean: | 2.6486 | phi | (0.1595 mm) |
| Standard Dev: | 0.3077 | phi-units | (0.808 mm) |
| Skewness: | -0.0598 | dimensionless | |
| Kurtosis: | 4.4511 | dimensionless | |
| 5th Moment: | 0.3016 | dimensionless | |
| 6th Moment: | 56.9337 | dimensionless | |
| RARD * | 0.1162 | dimensionless | |
| Median | 2.5269 | phi | (0.1735 mm) |

* RARD = reciprocal absolute relative dispersion (see below)

| Statistical Explanation | |
|---|--|
| Calculations based on the Method of Moments | |
| Skewness: 3rd Stand. Moment; Exact Gaussian = 0.0 | |
| Kurtosis: 4th Stand. Moment; Exact Gaussian = 3.0 | |
| For Further Explanation, See Calculation Sheets | |
| Millimeter data calculated by $mm = 2^{(-\phi)}$ | |

| Reciprocal Absolute Relative Dispersion (RARD) Scale | |
|--|---------------------------------------|
| < 0.5 | Excellent homogeneity (e.g., beaches) |
| 0.5 to 1.0 | Good homogeneity |
| 1.0 to 1.33 | Fair homogeneity |
| > 1.33 | Poor homogeneity (e.g., glacial) |





Carbonate Grain Size Distribution

Onshore Grab Sample

Sample: DU-15-MB

Total Carbonate Mass: 1.640 grams

% Carbonate: 1.2 %

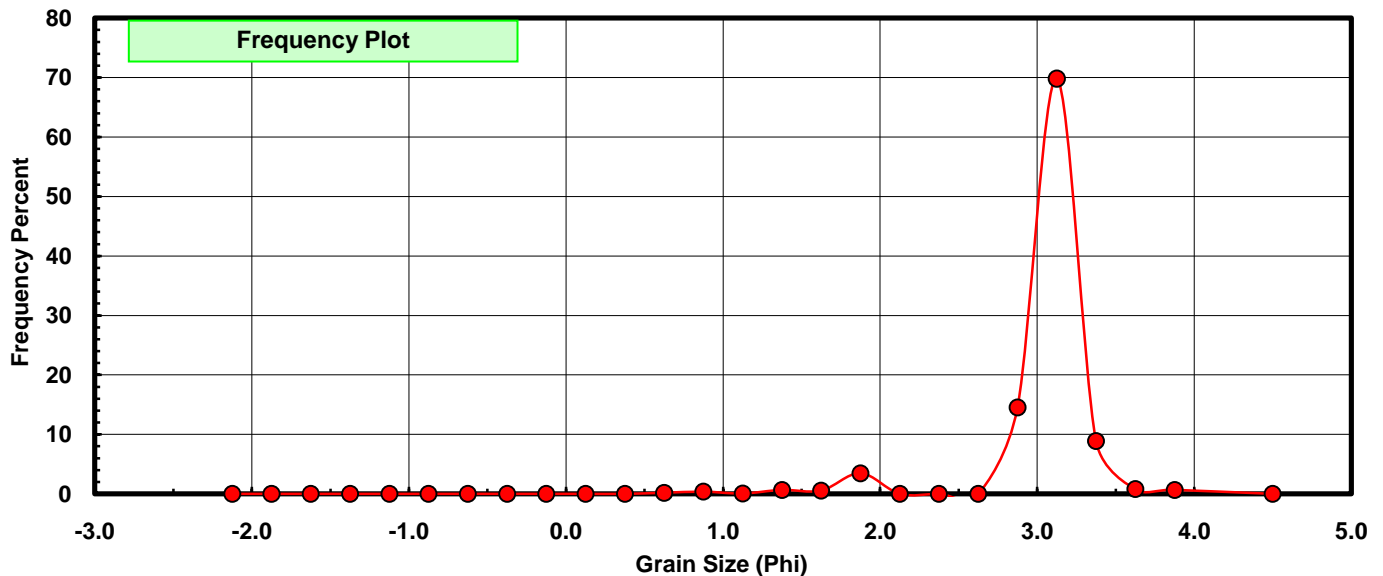
| Sieve Size (phi) | Sieve Midpt (phi) | Weight (grams) | Freq Weight % | Cumulative Weight % |
|------------------|-------------------|----------------|---------------|---------------------|
| -2.00 | -2.125 | 0.000 | 0.000 | 0.000 |
| -1.75 | -1.875 | 0.000 | 0.000 | 0.000 |
| -1.50 | -1.625 | 0.000 | 0.000 | 0.000 |
| -1.25 | -1.375 | 0.000 | 0.000 | 0.000 |
| -1.00 | -1.125 | 0.000 | 0.000 | 0.000 |
| -0.75 | -0.875 | 0.000 | 0.000 | 0.000 |
| -0.50 | -0.625 | 0.000 | 0.000 | 0.000 |
| -0.25 | -0.375 | 0.000 | 0.000 | 0.000 |
| 0.00 | -0.125 | 0.000 | 0.000 | 0.000 |
| 0.25 | 0.125 | 0.000 | 0.000 | 0.000 |
| 0.50 | 0.375 | 0.000 | 0.000 | 0.000 |
| 0.75 | 0.625 | 0.003 | 0.183 | 0.183 |
| 1.00 | 0.875 | 0.006 | 0.366 | 0.549 |
| 1.25 | 1.125 | 0.001 | 0.061 | 0.610 |
| 1.50 | 1.375 | 0.011 | 0.671 | 1.280 |
| 1.75 | 1.625 | 0.009 | 0.549 | 1.829 |
| 2.00 | 1.875 | 0.057 | 3.476 | 5.305 |
| 2.25 | 2.125 | 0.000 | 0.000 | 5.305 |
| 2.50 | 2.375 | 0.000 | 0.000 | 5.305 |
| 2.75 | 2.625 | 0.000 | 0.000 | 5.305 |
| 3.00 | 2.875 | 0.238 | 14.512 | 19.817 |
| 3.25 | 3.125 | 1.145 | 69.817 | 89.634 |
| 3.50 | 3.375 | 0.146 | 8.902 | 98.537 |
| 3.75 | 3.625 | 0.013 | 0.793 | 99.329 |
| 4.00 | 3.875 | 0.011 | 0.671 | 100.000 |
| 5.00 | 4.500 | 0.000 | 0.000 | 100.000 |

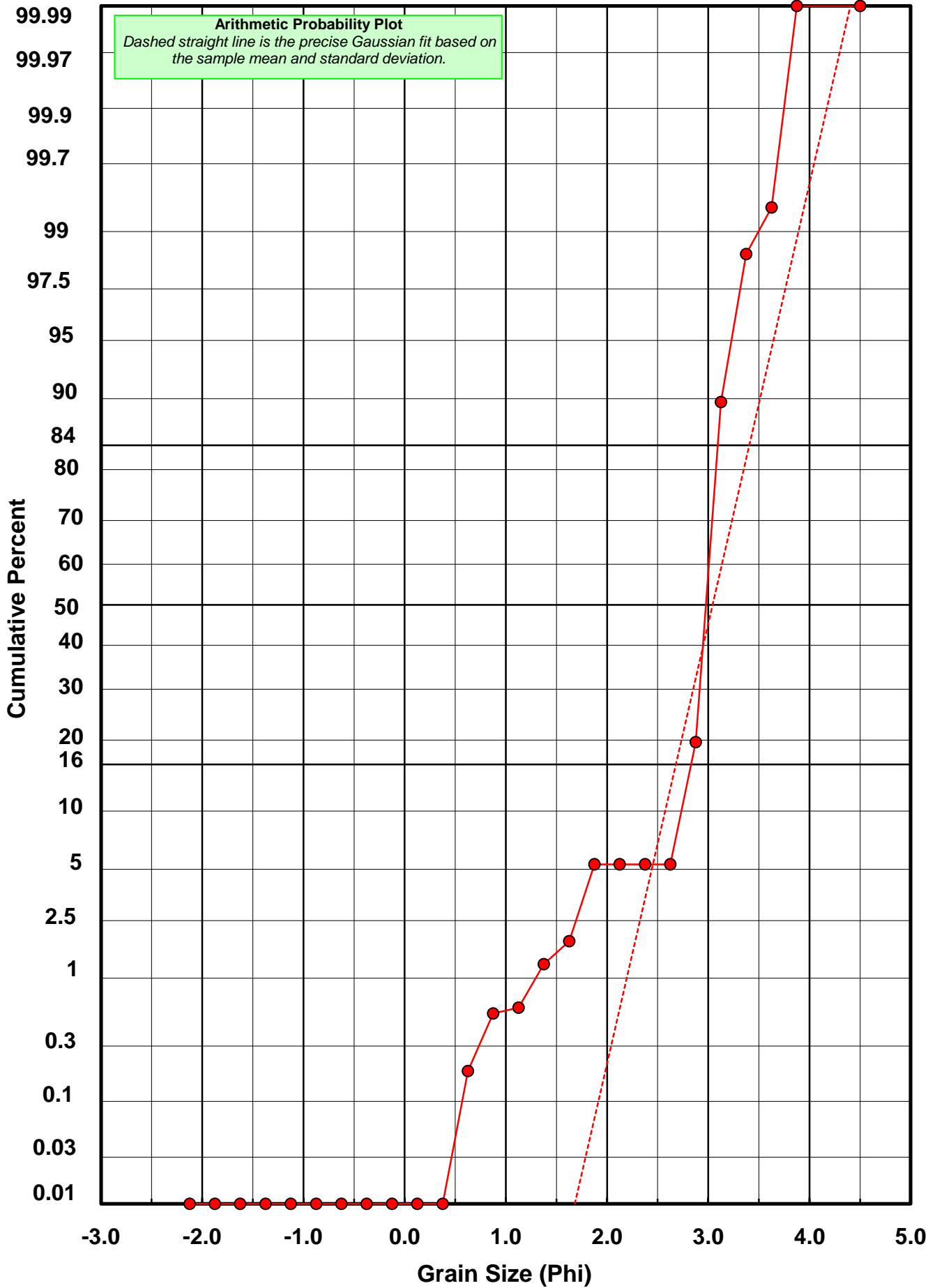
| Statistical Results | | | |
|---------------------|----------|---------------|-------------|
| Mean: | 3.0425 | phi | (0.1214 mm) |
| Standard Dev: | 0.3649 | phi-units | (0.7765 mm) |
| Skewness: | -3.3134 | dimensionless | |
| Kurtosis: | 16.6584 | dimensionless | |
| 5th Moment: | -82.1388 | dimensionless | |
| 6th Moment: | 446.3724 | dimensionless | |
| RARD * | 0.1199 | dimensionless | |
| Median | 2.9831 | phi | (0.1265 mm) |

* RARD = reciprocal absolute relative dispersion (see below)

| Statistical Explanation | |
|---|--|
| Calculations based on the Method of Moments | |
| Skewness: 3rd Stand. Moment; Exact Gaussian = 0.0 | |
| Kurtosis: 4th Stand. Moment; Exact Gaussian = 3.0 | |
| For Further Explanation, See Calculation Sheets | |
| Millimeter data calculated by $mm = 2^{(-phi)}$ | |

| Reciprocal Absolute Relative Dispersion (RARD) Scale | |
|--|---------------------------------------|
| < 0.5 | Excellent homogeneity (e.g., beaches) |
| 0.5 to 1.0 | Good homogeneity |
| 1.0 to 1.33 | Fair homogeneity |
| > 1.33 | Poor homogeneity (e.g., glacial) |





Post-Digestion Grain Size Distribution

Onshore Grab Sample

Sample: DU-15-MB

Total Digested Mass: 46.006 grams

% Silica: 98.8 %

| Sieve Size (phi) | Sieve Midpt (phi) | Weight (grams) | Freq Weight % | Cumulative Weight % |
|------------------|-------------------|----------------|---------------|---------------------|
| -2.00 | -2.125 | 0.000 | 0.000 | 0.000 |
| -1.75 | -1.875 | 0.000 | 0.000 | 0.000 |
| -1.50 | -1.625 | 0.000 | 0.000 | 0.000 |
| -1.25 | -1.375 | 0.000 | 0.000 | 0.000 |
| -1.00 | -1.125 | 0.000 | 0.000 | 0.000 |
| -0.75 | -0.875 | 0.000 | 0.000 | 0.000 |
| -0.50 | -0.625 | 0.000 | 0.000 | 0.000 |
| -0.25 | -0.375 | 0.000 | 0.000 | 0.000 |
| 0.00 | -0.125 | 0.000 | 0.000 | 0.000 |
| 0.25 | 0.125 | 0.000 | 0.000 | 0.000 |
| 0.50 | 0.375 | 0.000 | 0.000 | 0.000 |
| 0.75 | 0.625 | 0.000 | 0.000 | 0.000 |
| 1.00 | 0.875 | 0.003 | 0.007 | 0.007 |
| 1.25 | 1.125 | 0.005 | 0.011 | 0.017 |
| 1.50 | 1.375 | 0.017 | 0.037 | 0.054 |
| 1.75 | 1.625 | 0.108 | 0.235 | 0.289 |
| 2.00 | 1.875 | 0.690 | 1.500 | 1.789 |
| 2.25 | 2.125 | 3.063 | 6.658 | 8.447 |
| 2.50 | 2.375 | 10.137 | 22.034 | 30.481 |
| 2.75 | 2.625 | 16.874 | 36.678 | 67.159 |
| 3.00 | 2.875 | 11.812 | 25.675 | 92.834 |
| 3.25 | 3.125 | 2.616 | 5.686 | 98.520 |
| 3.50 | 3.375 | 0.453 | 0.985 | 99.504 |
| 3.75 | 3.625 | 0.175 | 0.380 | 99.885 |
| 4.00 | 3.875 | 0.053 | 0.115 | 100.000 |
| 5.00 | 4.500 | 0.000 | 0.000 | 100.000 |

| Statistical Results | | | |
|---------------------|---------|---------------|-------------|
| Mean: | 2.6275 | phi | (0.1618 mm) |
| Standard Dev: | 0.2924 | phi-units | (0.8166 mm) |
| Skewness: | -0.0486 | dimensionless | |
| Kurtosis: | 3.9840 | dimensionless | |
| 5th Moment: | 0.0464 | dimensionless | |
| 6th Moment: | 35.2382 | dimensionless | |
| RARD * | 0.1113 | dimensionless | |
| Median | 2.5080 | phi | (0.1758 mm) |

* RARD = reciprocal absolute relative dispersion (see below)

| Statistical Explanation | |
|---|--|
| Calculations based on the Method of Moments | |
| Skewness: 3rd Stand. Moment; Exact Gaussian = 0.0 | |
| Kurtosis: 4th Stand. Moment; Exact Gaussian = 3.0 | |
| For Further Explanation, See Calculation Sheets | |
| Millimeter data calculated by $mm = 2^{(-\phi)}$ | |

| Reciprocal Absolute Relative Dispersion (RARD) Scale | |
|--|---------------------------------------|
| < 0.5 | Excellent homogeneity (e.g., beaches) |
| 0.5 to 1.0 | Good homogeneity |
| 1.0 to 1.33 | Fair homogeneity |
| > 1.33 | Poor homogeneity (e.g., glacial) |

