

## Onshore Grab Sample

Sample: DU-15-BB  
Sample Taken By: J. Ladner  
Sample Collected On: 12/4/02  
Splits? N/A

County: Duval  
Latitude: 30° 26' 57.2"  
Longitude: 81° 24' 37.6"  
Datum: WGS 84  
Surf. Elev: N/A  
Datum: N/A

### Fine Data Summary

Total Sample Weight	46.967 grams
Total Fines in Sample	0.509 grams
Total Percent Fines	1.07 %

### Dry Sieving Summary

Total Sample Weight	54.074 grams
Total Digested Weight	53.032 grams
Total Carbonate Weight	1.042 grams
Total Silica %	98.07 %
Total Carbonate %	1.93 %
Carbonate/Silica Ratio	0.020

### General Comments:

-1.25 through 0.00 phi are Organics Only

### Description

Worked By: C. Fischler  
Reviewed and Edited By: M. Ladle

# Pre-Digestion Grain Size Distribution

Onshore Grab Sample

Sample: DU-15-BB

Total Sample Mass: 54.074 grams

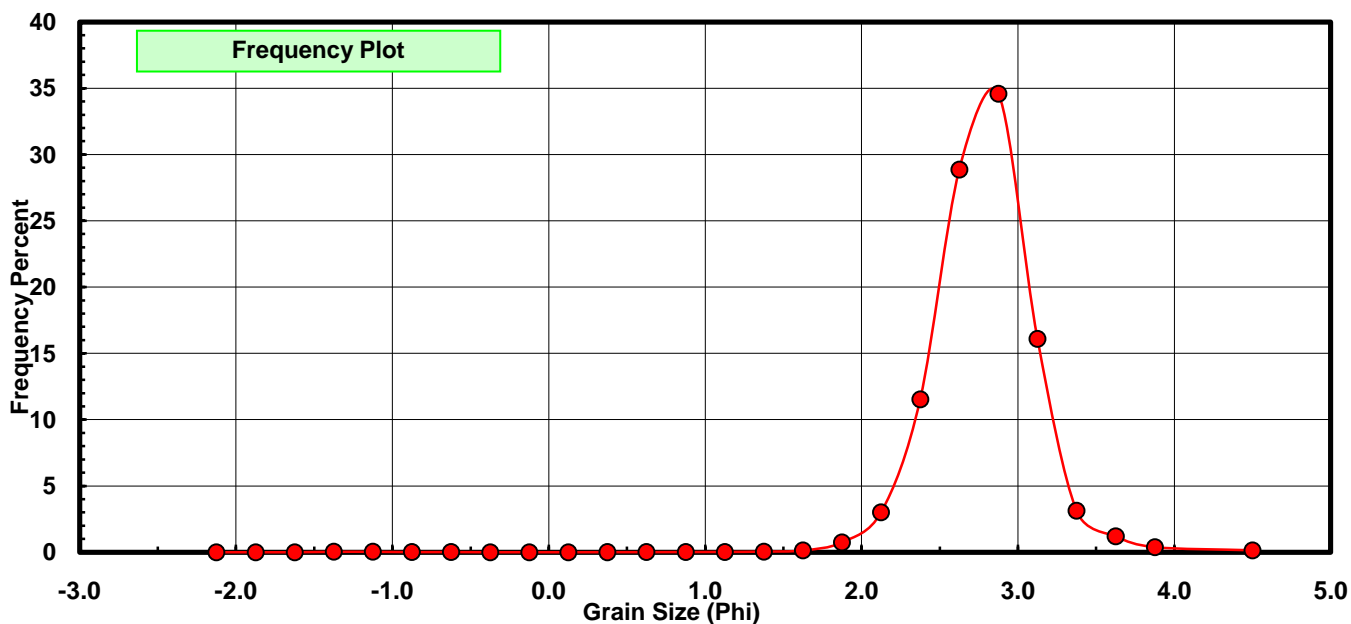
Sieve Size (phi)	Sieve Midpt (phi)	Weight (grams)	Freq Weight %	Cumulative Weight %
-2.00	-2.125	0.000	0.000	0.000
-1.75	-1.875	0.000	0.000	0.000
-1.50	-1.625	0.000	0.000	0.000
-1.25	-1.375	0.017	0.031	0.031
-1.00	-1.125	0.017	0.031	0.063
-0.75	-0.875	0.005	0.009	0.072
-0.50	-0.625	0.007	0.013	0.085
-0.25	-0.375	0.000	0.000	0.085
0.00	-0.125	0.001	0.002	0.087
0.25	0.125	0.000	0.000	0.087
0.50	0.375	0.003	0.006	0.092
0.75	0.625	0.004	0.007	0.100
1.00	0.875	0.008	0.015	0.115
1.25	1.125	0.013	0.024	0.139
1.50	1.375	0.026	0.048	0.187
1.75	1.625	0.073	0.135	0.322
2.00	1.875	0.404	0.747	1.069
2.25	2.125	1.627	3.009	4.078
2.50	2.375	6.231	11.523	15.601
2.75	2.625	15.607	28.862	44.463
3.00	2.875	18.701	34.584	79.047
3.25	3.125	8.705	16.098	95.146
3.50	3.375	1.688	3.122	98.267
3.75	3.625	0.650	1.202	99.469
4.00	3.875	0.208	0.385	99.854
5.00	4.500	0.079	0.146	100.000

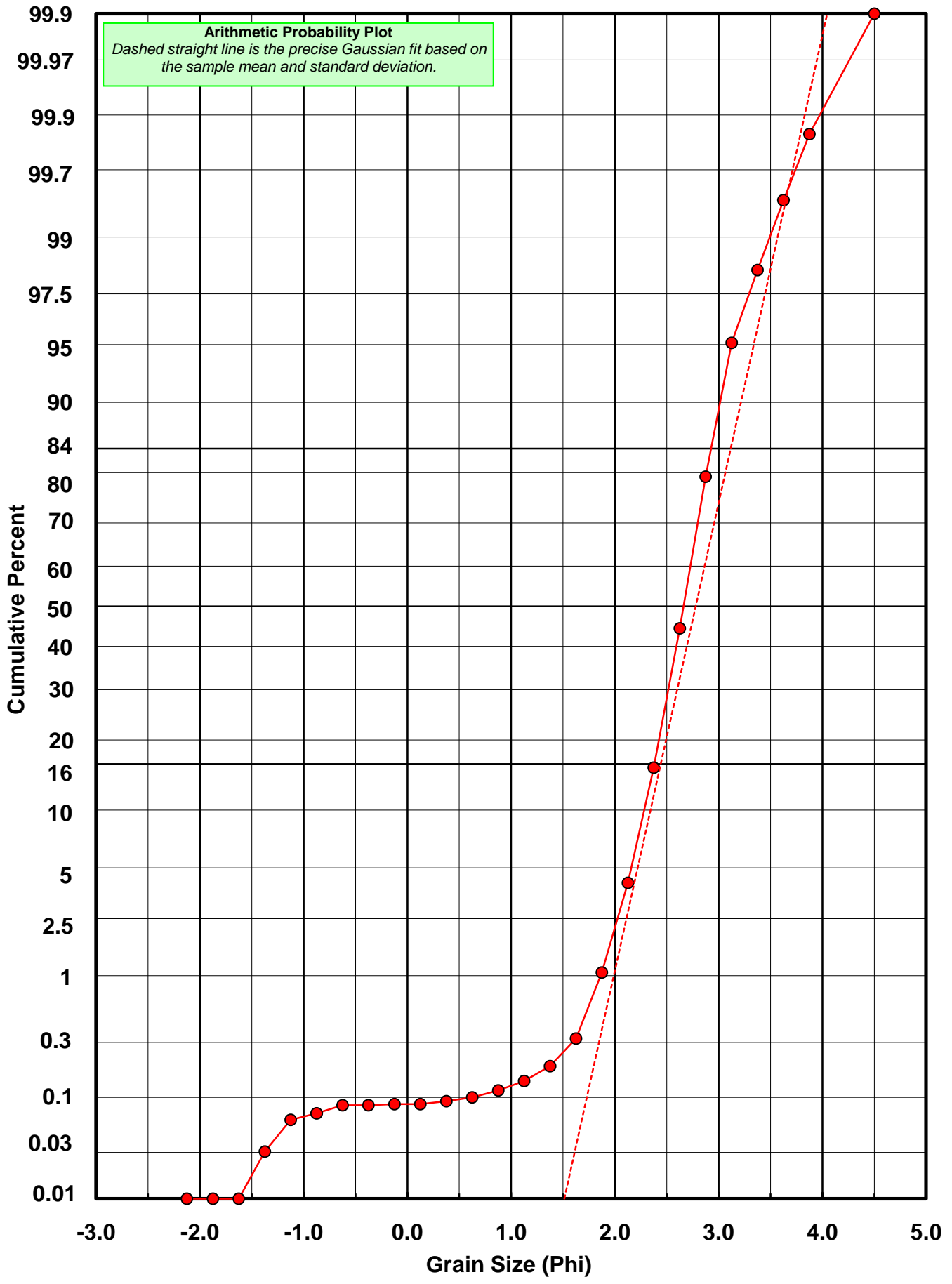
Statistical Results			
Mean:	2.7794	phi	(0.1457 mm)
Standard Dev:	0.3400	phi-units	(0.7901 mm)
Skewness:	-1.2366	dimensionless	
Kurtosis:	19.6694	dimensionless	
5th Moment:	-177.3660	dimensionless	
6th Moment:	2149.8124	dimensionless	
RARD *	0.1223	dimensionless	
Median	2.6650	phi	(0.1577 mm)

\* RARD = reciprocal absolute relative dispersion (see below)

Statistical Explanation
Calculations based on the Method of Moments
Skewness: 3rd Stand. Moment; Exact Gaussian = 0.0
Kurtosis: 4th Stand. Moment; Exact Gaussian = 3.0
For Further Explanation, See Calculation Sheets
Millimeter data calculated by $mm = 2^{(-\phi)}$

Reciprocal Absolute Relative Dispersion (RARD) Scale	
< 0.5	Excellent homogeneity (e.g., beaches)
0.5 to 1.0	Good homogeneity
1.0 to 1.33	Fair homogeneity
> 1.33	Poor homogeneity (e.g., glacial)





# Carbonate Grain Size Distribution

Onshore Grab Sample

Sample: DU-15-BB

Total Carbonate Mass: 4.957 grams

% Carbonate: 1.9 %

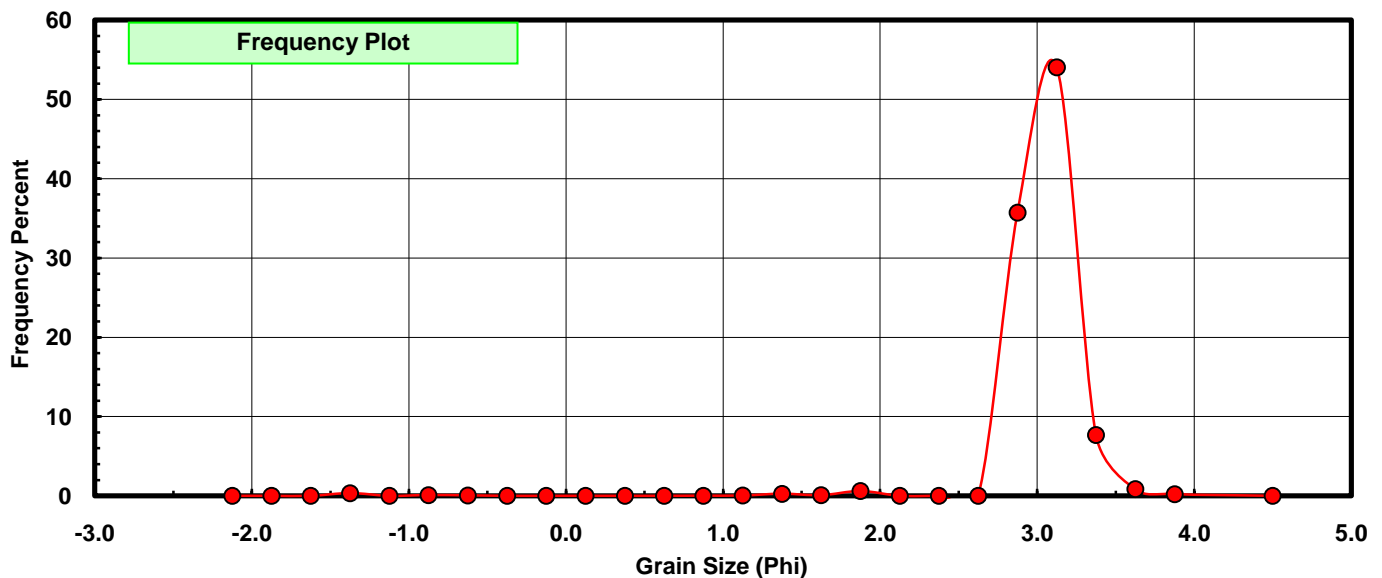
Sieve Size (phi)	Sieve Midpt (phi)	Weight (grams)	Freq Weight %	Cumulative Weight %
-2.00	-2.125	0.000	0.000	0.000
-1.75	-1.875	0.000	0.000	0.000
-1.50	-1.625	0.000	0.000	0.000
-1.25	-1.375	0.017	0.343	0.343
-1.00	-1.125	0.000	0.000	0.343
-0.75	-0.875	0.005	0.101	0.444
-0.50	-0.625	0.003	0.061	0.504
-0.25	-0.375	0.000	0.000	0.504
0.00	-0.125	0.000	0.000	0.504
0.25	0.125	0.000	0.000	0.504
0.50	0.375	0.000	0.000	0.504
0.75	0.625	0.000	0.000	0.504
1.00	0.875	0.001	0.020	0.525
1.25	1.125	0.002	0.040	0.565
1.50	1.375	0.013	0.262	0.827
1.75	1.625	0.004	0.081	0.908
2.00	1.875	0.030	0.605	1.513
2.25	2.125	0.000	0.000	1.513
2.50	2.375	0.000	0.000	1.513
2.75	2.625	0.000	0.000	1.513
3.00	2.875	1.770	35.707	37.220
3.25	3.125	2.679	54.045	91.265
3.50	3.375	0.380	7.666	98.931
3.75	3.625	0.042	0.847	99.778
4.00	3.875	0.011	0.222	100.000
5.00	4.500	0.000	0.000	100.000

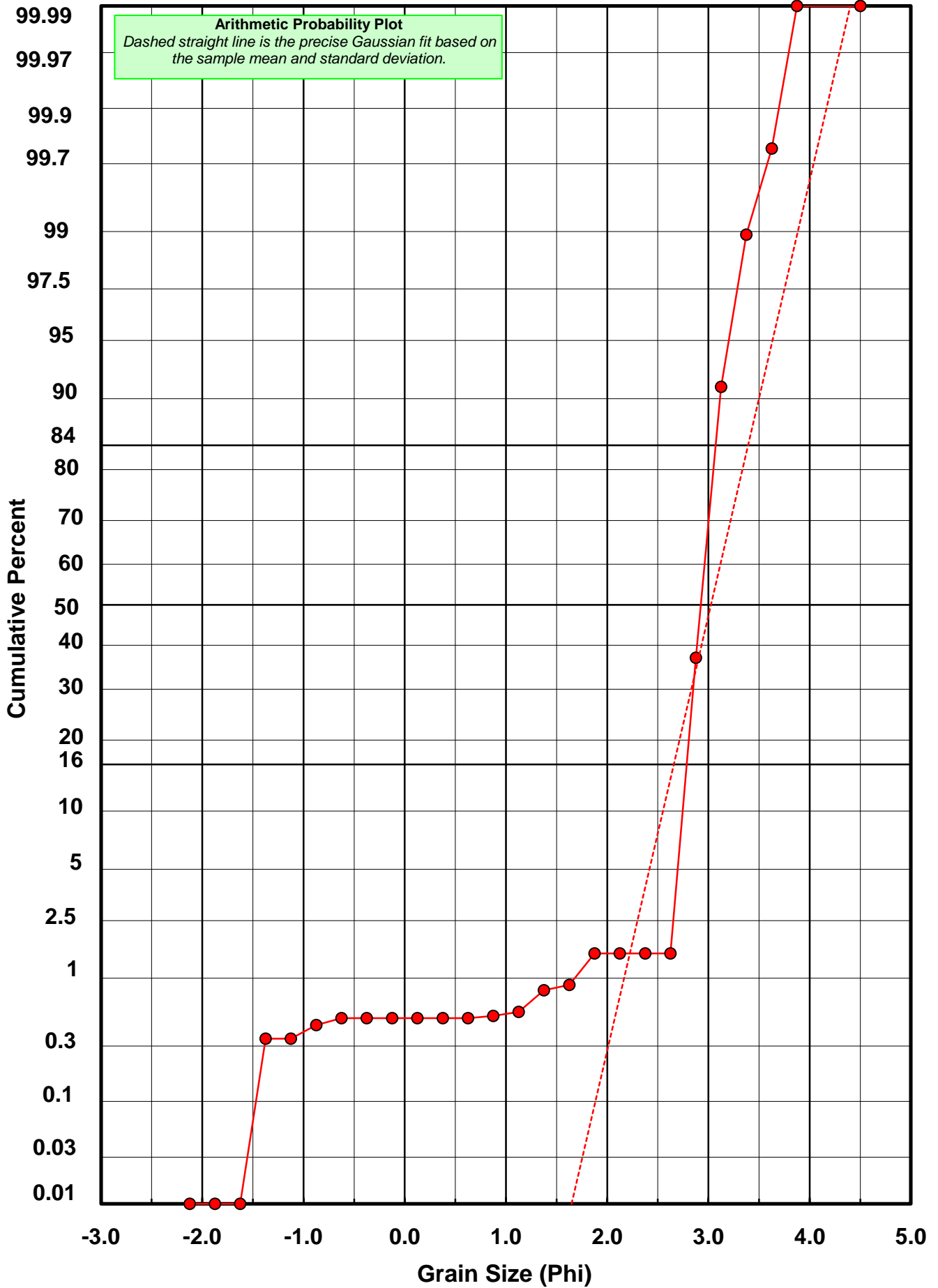
Statistical Results			
Mean:	3.0244	phi	(0.1229 mm)
Standard Dev:	0.3693	phi-units	(0.7741 mm)
Skewness:	-8.0067	dimensionless	
Kurtosis:	89.8512	dimensionless	
5th Moment:	#####	dimensionless	
6th Moment:	#####	dimensionless	
RARD *	0.1221	dimensionless	
Median	2.9341	phi	(0.1308 mm)

\* RARD = reciprocal absolute relative dispersion (see below)

Statistical Explanation	
Calculations based on the Method of Moments	
Skewness: 3rd Stand. Moment; Exact Gaussian = 0.0	
Kurtosis: 4th Stand. Moment; Exact Gaussian = 3.0	
For Further Explanation, See Calculation Sheets	
Millimeter data calculated by $mm = 2^{(-\phi)}$	

Reciprocal Absolute Relative Dispersion (RARD) Scale	
< 0.5	Excellent homogeneity (e.g., beaches)
0.5 to 1.0	Good homogeneity
1.0 to 1.33	Fair homogeneity
> 1.33	Poor homogeneity (e.g., glacial)





# Post-Digestion Grain Size Distribution

Onshore Grab Sample

Sample: DU-15-BB

Total Digested Mass: 52.969 grams

% Silica: 98.1 %

Sieve Size (phi)	Sieve Midpt (phi)	Weight (grams)	Freq Weight %	Cumulative Weight %
-2.00	-2.125	0.000	0.000	0.000
-1.75	-1.875	0.000	0.000	0.000
-1.50	-1.625	0.000	0.000	0.000
-1.25	-1.375	0.000	0.000	0.000
-1.00	-1.125	0.017	0.032	0.032
-0.75	-0.875	0.000	0.000	0.032
-0.50	-0.625	0.004	0.008	0.040
-0.25	-0.375	0.001	0.002	0.042
0.00	-0.125	0.001	0.002	0.043
0.25	0.125	0.000	0.000	0.043
0.50	0.375	0.010	0.019	0.062
0.75	0.625	0.007	0.013	0.076
1.00	0.875	0.007	0.013	0.089
1.25	1.125	0.011	0.021	0.109
1.50	1.375	0.013	0.025	0.134
1.75	1.625	0.069	0.130	0.264
2.00	1.875	0.374	0.706	0.970
2.25	2.125	1.695	3.200	4.170
2.50	2.375	7.976	15.058	19.228
2.75	2.625	17.714	33.442	52.670
3.00	2.875	16.931	31.964	84.634
3.25	3.125	6.026	11.376	96.011
3.50	3.375	1.308	2.469	98.480
3.75	3.625	0.608	1.148	99.628
4.00	3.875	0.197	0.372	100.000
5.00	4.500	0.000	0.000	100.000

Statistical Results			
Mean:	2.7331	phi	(0.1504 mm)
Standard Dev:	0.3176	phi-units	(0.8024 mm)
Skewness:	-0.6723	dimensionless	
Kurtosis:	12.9497	dimensionless	
5th Moment:	-104.9739	dimensionless	
6th Moment:	1263.3912	dimensionless	
RARD *	0.1162	dimensionless	
Median	2.6050	phi	(0.1644 mm)

\* RARD = reciprocal absolute relative dispersion (see below)

Statistical Explanation	
Calculations based on the Method of Moments	
Skewness: 3rd Stand. Moment; Exact Gaussian = 0.0	
Kurtosis: 4th Stand. Moment; Exact Gaussian = 3.0	
For Further Explanation, See Calculation Sheets	
Millimeter data calculated by $mm = 2^{(-\phi)}$	

Reciprocal Absolute Relative Dispersion (RARD) Scale	
< 0.5	Excellent homogeneity (e.g., beaches)
0.5 to 1.0	Good homogeneity
1.0 to 1.33	Fair homogeneity
> 1.33	Poor homogeneity (e.g., glacial)

