

**Onshore Grab Sample**

**Sample:** DU-11-BB  
**Sample Taken By:** J. Ladner  
**Sample Collected On:** 12/4/02  
**Splits?** N/A

**County:** Duval  
**Latitude:** 30° 30' 27.7"  
**Longitude:** 81° 27' 14.8"  
**Datum:** WGS 84  
**Surf. Elev:** N/A  
**Datum:** N/A

**Fine Data Summary**

Total Sample Weight 49.45 grams  
Total Fines in Sample 0.103 grams  
Total Percent Fines 0.21 %

**Dry Sieving Summary**

Total Sample Weight 49.348 grams  
Total Digested Weight 49.024 grams  
Total Carbonate Weight 0.324 grams  
Total Silica % 99.34 %  
Total Carbonate % 0.66 %  
Carbonate/Silica Ratio 0.007

**General Comments:**

None

**Description**

Worked By: C. Fischler  
Reviewed and Edited By: M. Ladle

# Pre-Digestion Grain Size Distribution

Onshore Grab Sample

Sample: DU-11-BB

Total Sample Mass: 49.348 grams

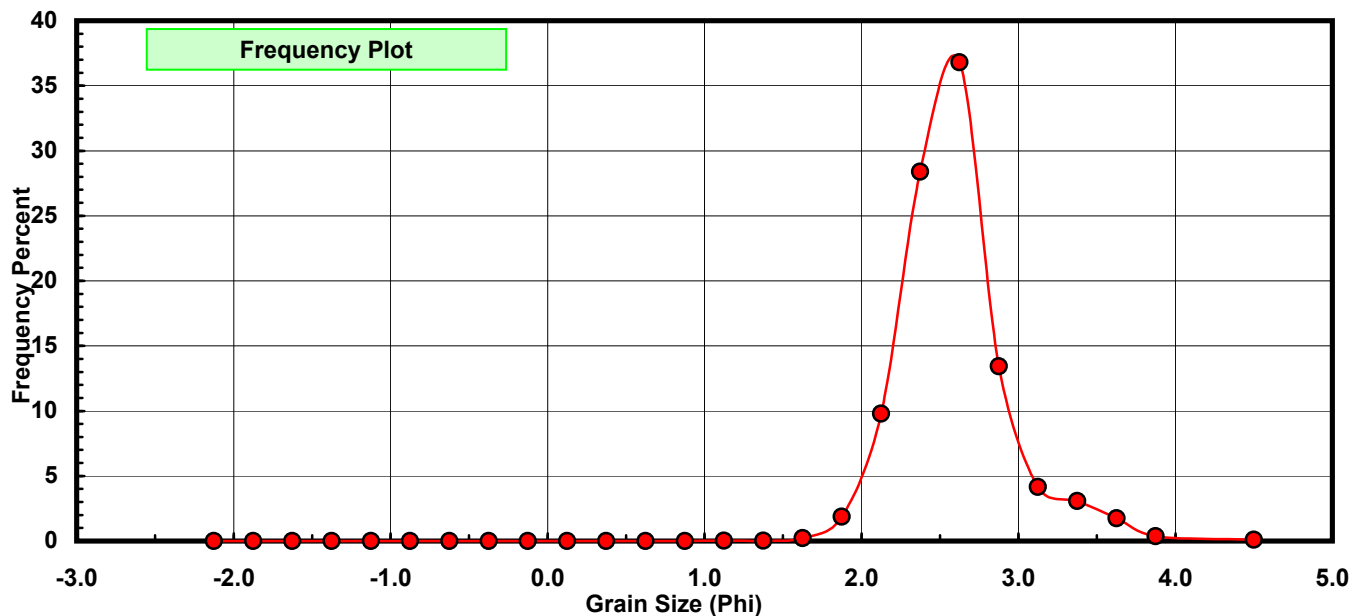
Sieve Size (phi)	Sieve Midpt (phi)	Weight (grams)	Freq Weight %	Cumulative Weight %
-2.00	-2.125	0.000	0.000	0.000
-1.75	-1.875	0.000	0.000	0.000
-1.50	-1.625	0.000	0.000	0.000
-1.25	-1.375	0.000	0.000	0.000
-1.00	-1.125	0.000	0.000	0.000
-0.75	-0.875	0.000	0.000	0.000
-0.50	-0.625	0.000	0.000	0.000
-0.25	-0.375	0.000	0.000	0.000
0.00	-0.125	0.001	0.002	0.002
0.25	0.125	0.004	0.008	0.010
0.50	0.375	0.002	0.004	0.014
0.75	0.625	0.001	0.002	0.016
1.00	0.875	0.004	0.008	0.024
1.25	1.125	0.007	0.014	0.039
1.50	1.375	0.015	0.030	0.069
1.75	1.625	0.108	0.219	0.288
2.00	1.875	0.919	1.862	2.150
2.25	2.125	4.832	9.792	11.942
2.50	2.375	14.007	28.384	40.326
2.75	2.625	18.155	36.790	77.116
3.00	2.875	6.625	13.425	90.541
3.25	3.125	2.053	4.160	94.701
3.50	3.375	1.521	3.082	97.783
3.75	3.625	0.858	1.739	99.522
4.00	3.875	0.187	0.379	99.901
5.00	4.500	0.049	0.099	100.000

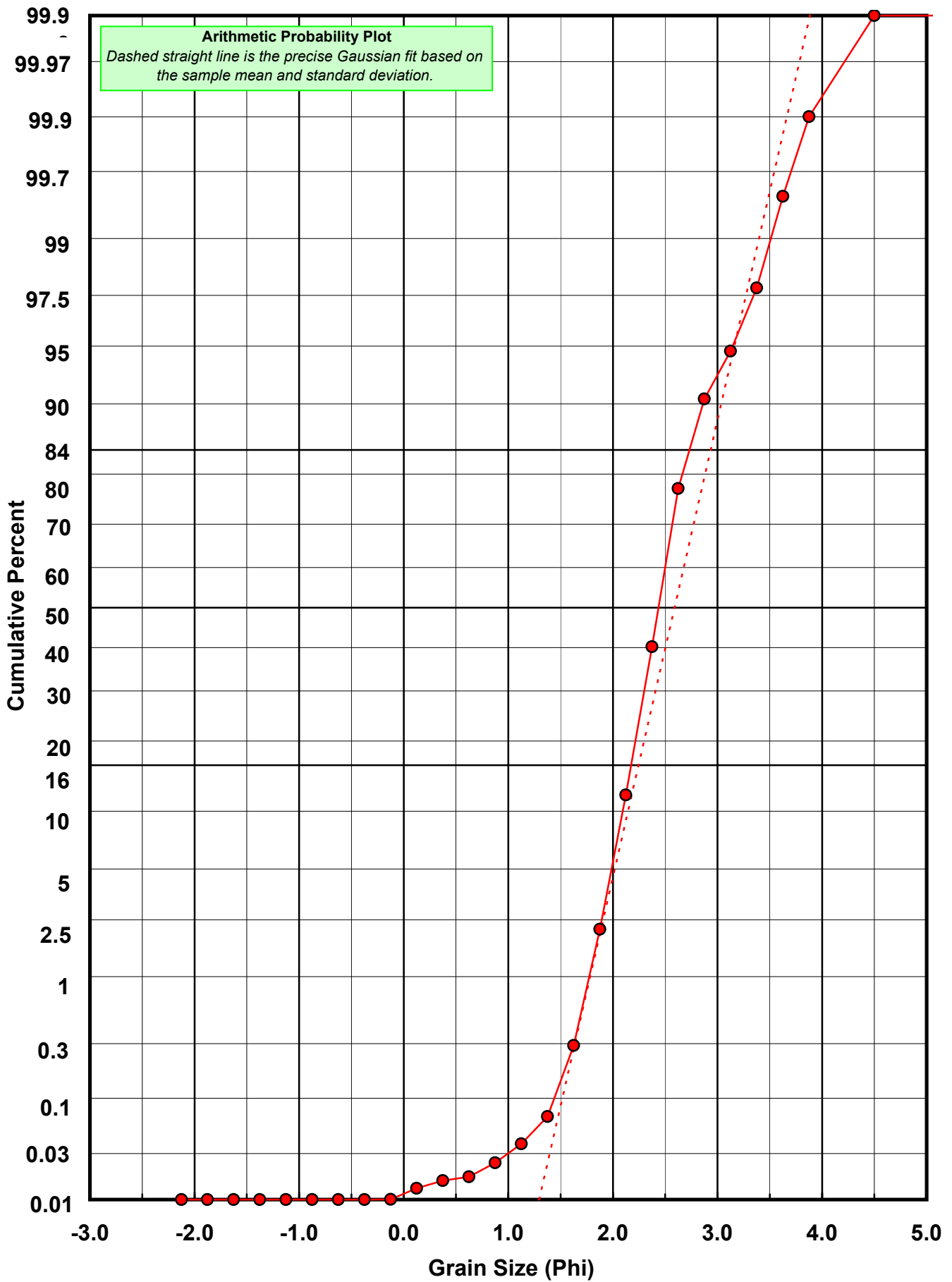
Statistical Results			
Mean:	2.5893	phi	(0.1662 mm)
Standard Dev:	0.3478	phi-units	(0.7858 mm)
Skewness:	0.8211	dimensionless	
Kurtosis:	5.5052	dimensionless	
5th Moment:	9.4374	dimensionless	
6th Moment:	79.0294	dimensionless	
RARD *	0.1343	dimensionless	
Median	2.4407	phi	(0.1842 mm)

\* RARD = reciprocal absolute relative dispersion (see below)

Statistical Explanation
Calculations based on the Method of Moments
Skewness: 3rd Stand. Moment; Exact Gaussian = 0.0
Kurtosis: 4th Stand. Moment; Exact Gaussian = 3.0
For Further Explanation, See Calculation Sheets
Millimeter data calculated by $mm = 2^{(-\phi)}$

Reciprocal Absolute Relative Dispersion (RARD) Scale	
< 0.5	Excellent homogeneity (e.g., beaches)
0.5 to 1.0	Good homogeneity
1.0 to 1.33	Fair homogeneity
> 1.33	Poor homogeneity (e.g., glacial)





# Carbonate Grain Size Distribution

Onshore Grab Sample

Sample: DU-11-BB

Total Carbonate Mass: 0.786 grams

% Carbonate: 0.7 %

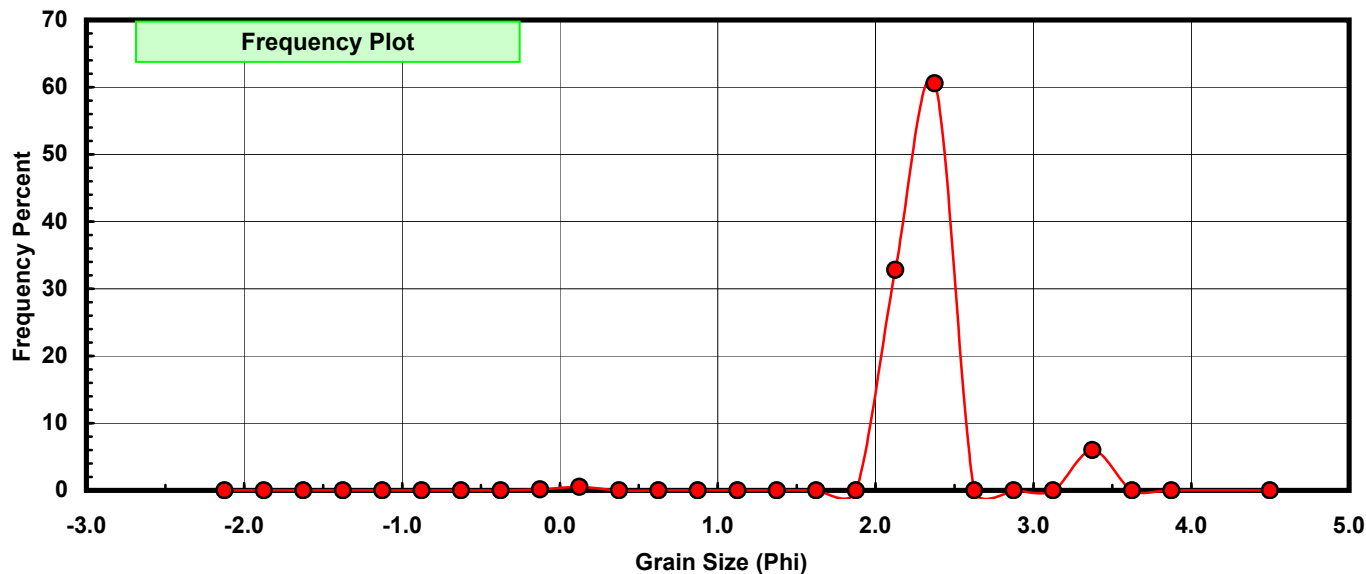
Sieve Size (phi)	Sieve Midpt (phi)	Weight (grams)	Freq Weight %	Cumulative Weight %
-2.00	-2.125	0.000	0.000	0.000
-1.75	-1.875	0.000	0.000	0.000
-1.50	-1.625	0.000	0.000	0.000
-1.25	-1.375	0.000	0.000	0.000
-1.00	-1.125	0.000	0.000	0.000
-0.75	-0.875	0.000	0.000	0.000
-0.50	-0.625	0.000	0.000	0.000
-0.25	-0.375	0.000	0.000	0.000
0.00	-0.125	0.001	0.127	0.127
0.25	0.125	0.004	0.509	0.636
0.50	0.375	0.000	0.000	0.636
0.75	0.625	0.000	0.000	0.636
1.00	0.875	0.000	0.000	0.636
1.25	1.125	0.000	0.000	0.636
1.50	1.375	0.000	0.000	0.636
1.75	1.625	0.000	0.000	0.636
2.00	1.875	0.000	0.000	0.636
2.25	2.125	0.258	32.824	33.461
2.50	2.375	0.476	60.560	94.020
2.75	2.625	0.000	0.000	94.020
3.00	2.875	0.000	0.000	94.020
3.25	3.125	0.000	0.000	94.020
3.50	3.375	0.047	5.980	100.000
3.75	3.625	0.000	0.000	100.000
4.00	3.875	0.000	0.000	100.000
5.00	4.500	0.000	0.000	100.000

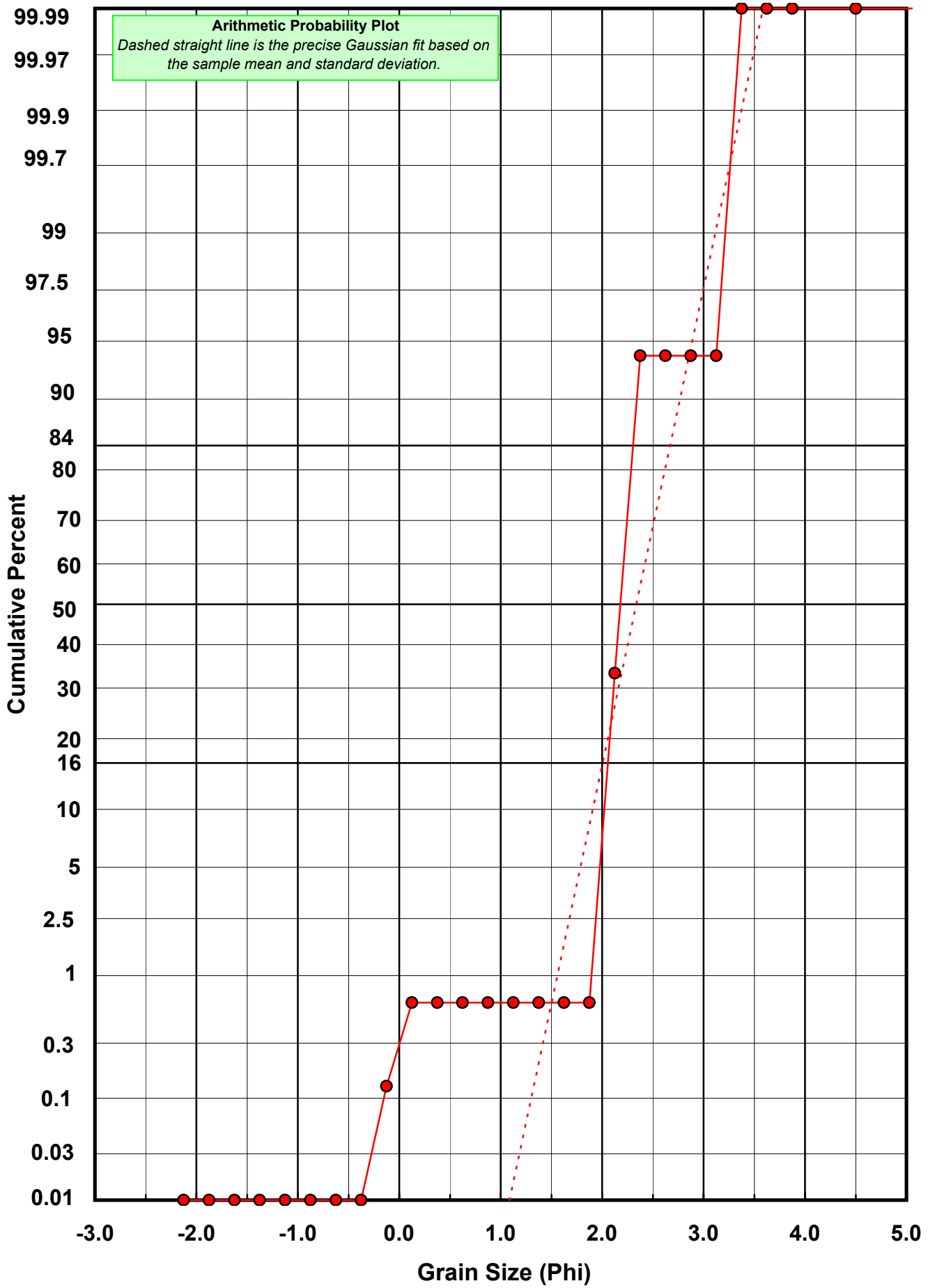
Statistical Results			
Mean:	2.3381	phi	(0.1978 mm)
Standard Dev:	0.3357	phi-units	(0.7924 mm)
Skewness:	-0.2818	dimensionless	
Kurtosis:	18.8056	dimensionless	
5th Moment:	-73.6955	dimensionless	
6th Moment:	668.7398	dimensionless	
RARD *	0.1436	dimensionless	
Median	2.1933	phi	(0.2187 mm)

\* RARD = reciprocal absolute relative dispersion (see below)

Statistical Explanation	
Calculations based on the Method of Moments	
Skewness: 3rd Stand. Moment; Exact Gaussian = 0.0	
Kurtosis: 4th Stand. Moment; Exact Gaussian = 3.0	
For Further Explanation, See Calculation Sheets	
Millimeter data calculated by $mm = 2^{(-phi)}$	

Reciprocal Absolute Relative Dispersion (RARD) Scale	
< 0.5	Excellent homogeneity (e.g., beaches)
0.5 to 1.0	Good homogeneity
1.0 to 1.33	Fair homogeneity
> 1.33	Poor homogeneity (e.g., glacial)





# Post-Digestion Grain Size Distribution

Onshore Grab Sample

Sample: DU-11-BB

Total Digested Mass: 48.969 grams

% Silica: 99.3 %

Sieve Size (phi)	Sieve Midpt (phi)	Weight (grams)	Freq Weight %	Cumulative Weight %
-2.00	-2.125	0.000	0.000	0.000
-1.75	-1.875	0.000	0.000	0.000
-1.50	-1.625	0.000	0.000	0.000
-1.25	-1.375	0.000	0.000	0.000
-1.00	-1.125	0.000	0.000	0.000
-0.75	-0.875	0.000	0.000	0.000
-0.50	-0.625	0.000	0.000	0.000
-0.25	-0.375	0.000	0.000	0.000
0.00	-0.125	0.000	0.000	0.000
0.25	0.125	0.000	0.000	0.000
0.50	0.375	0.005	0.010	0.010
0.75	0.625	0.004	0.008	0.018
1.00	0.875	0.004	0.008	0.027
1.25	1.125	0.008	0.016	0.043
1.50	1.375	0.017	0.035	0.078
1.75	1.625	0.110	0.225	0.302
2.00	1.875	0.964	1.969	2.271
2.25	2.125	4.574	9.341	11.611
2.50	2.375	13.531	27.632	39.243
2.75	2.625	18.173	37.111	76.354
3.00	2.875	6.897	14.084	90.439
3.25	3.125	2.085	4.258	94.697
3.50	3.375	1.474	3.010	97.707
3.75	3.625	0.878	1.793	99.500
4.00	3.875	0.245	0.500	100.000
5.00	4.500	0.000	0.000	100.000

Statistical Results			
Mean:	2.5943	phi	(0.1656 mm)
Standard Dev:	0.3458	phi-units	(0.7869 mm)
Skewness:	0.7093	dimensionless	
Kurtosis:	4.8203	dimensionless	
5th Moment:	6.1334	dimensionless	
6th Moment:	47.1159	dimensionless	
RARD *	0.1333	dimensionless	
Median	2.4475	phi	(0.1833 mm)

\* RARD = reciprocal absolute relative dispersion (see below)

Statistical Explanation
Calculations based on the Method of Moments
Skewness: 3rd Stand. Moment; Exact Gaussian = 0.0
Kurtosis: 4th Stand. Moment; Exact Gaussian = 3.0
For Further Explanation, See Calculation Sheets
Millimeter data calculated by $mm = 2^{(-phi)}$

Reciprocal Absolute Relative Dispersion (RARD) Scale	
< 0.5	Excellent homogeneity (e.g., beaches)
0.5 to 1.0	Good homogeneity
1.0 to 1.33	Fair homogeneity
> 1.33	Poor homogeneity (e.g., glacial)

