

Onshore Grab Sample

Sample: DU-10-SS
Sample Taken By: J. Ladner
Sample Collected On: 12/4/02
Splits? N/A

County: Duval
Latitude: 30° 15' 37.1"
Longitude: 81° 22' 53.3"
Datum: WGS 84
Surf. Elev: N/A
Datum: N/A

Fine Data Summary

Total Sample Weight 59.84 grams
Total Fines in Sample 0.841 grams
Total Percent Fines 1.39 %

Dry Sieving Summary

Total Sample Weight 58.930 grams
Total Digested Weight 57.462 grams
Total Carbonate Weight 1.468 grams
Total Silica % 97.51 %
Total Carbonate % 2.49 %
Carbonate/Silica Ratio 0.026

General Comments:

None

Description

Worked By: C. Fischler
Reviewed and Edited By: M. Ladle

Pre-Digestion Grain Size Distribution

Onshore Grab Sample

Sample: DU-10-SS

Total Sample Mass: 58.930 grams

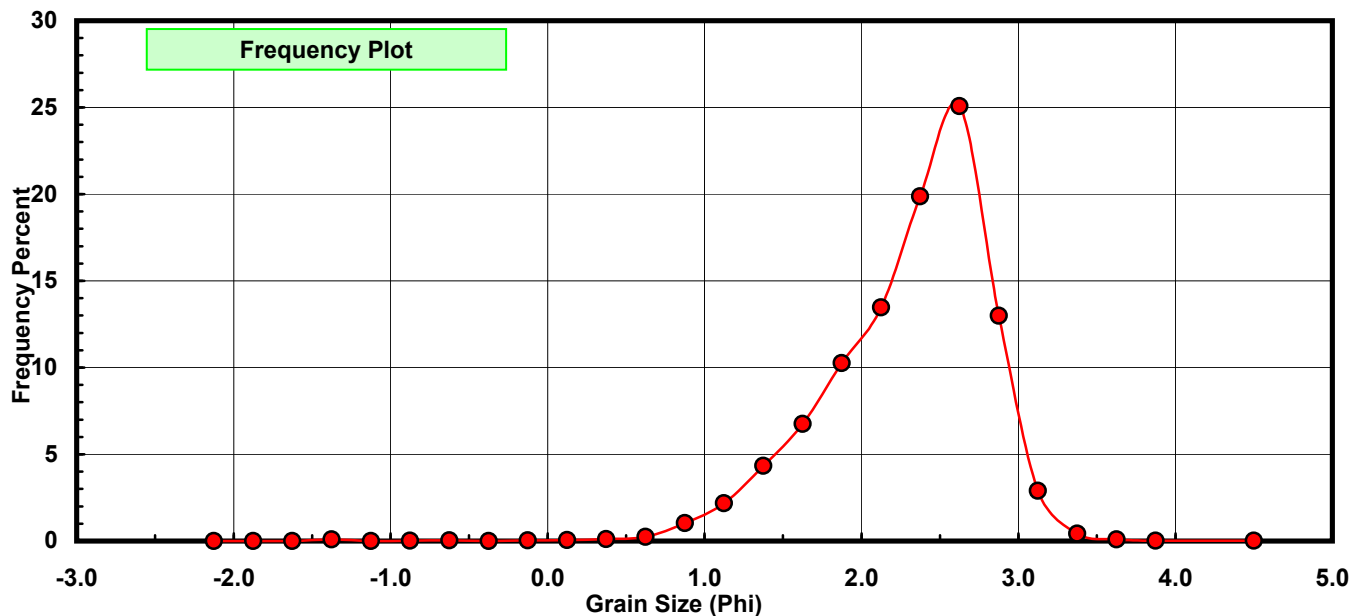
Sieve Size (phi)	Sieve Midpt (phi)	Weight (grams)	Freq Weight %	Cumulative Weight %
-2.00	-2.125	0.000	0.000	0.000
-1.75	-1.875	0.000	0.000	0.000
-1.50	-1.625	0.000	0.000	0.000
-1.25	-1.375	0.052	0.088	0.088
-1.00	-1.125	0.000	0.000	0.088
-0.75	-0.875	0.006	0.010	0.098
-0.50	-0.625	0.017	0.029	0.127
-0.25	-0.375	0.005	0.008	0.136
0.00	-0.125	0.019	0.032	0.168
0.25	0.125	0.033	0.056	0.224
0.50	0.375	0.065	0.110	0.334
0.75	0.625	0.142	0.241	0.575
1.00	0.875	0.614	1.042	1.617
1.25	1.125	1.286	2.182	3.799
1.50	1.375	2.555	4.336	8.135
1.75	1.625	3.976	6.747	14.882
2.00	1.875	6.044	10.256	25.138
2.25	2.125	7.939	13.472	38.610
2.50	2.375	11.714	19.878	58.488
2.75	2.625	14.778	25.077	83.565
3.00	2.875	7.653	12.987	96.552
3.25	3.125	1.711	2.903	99.455
3.50	3.375	0.245	0.416	99.871
3.75	3.625	0.055	0.093	99.964
4.00	3.875	0.015	0.025	99.990
5.00	4.500	0.006	0.010	100.000

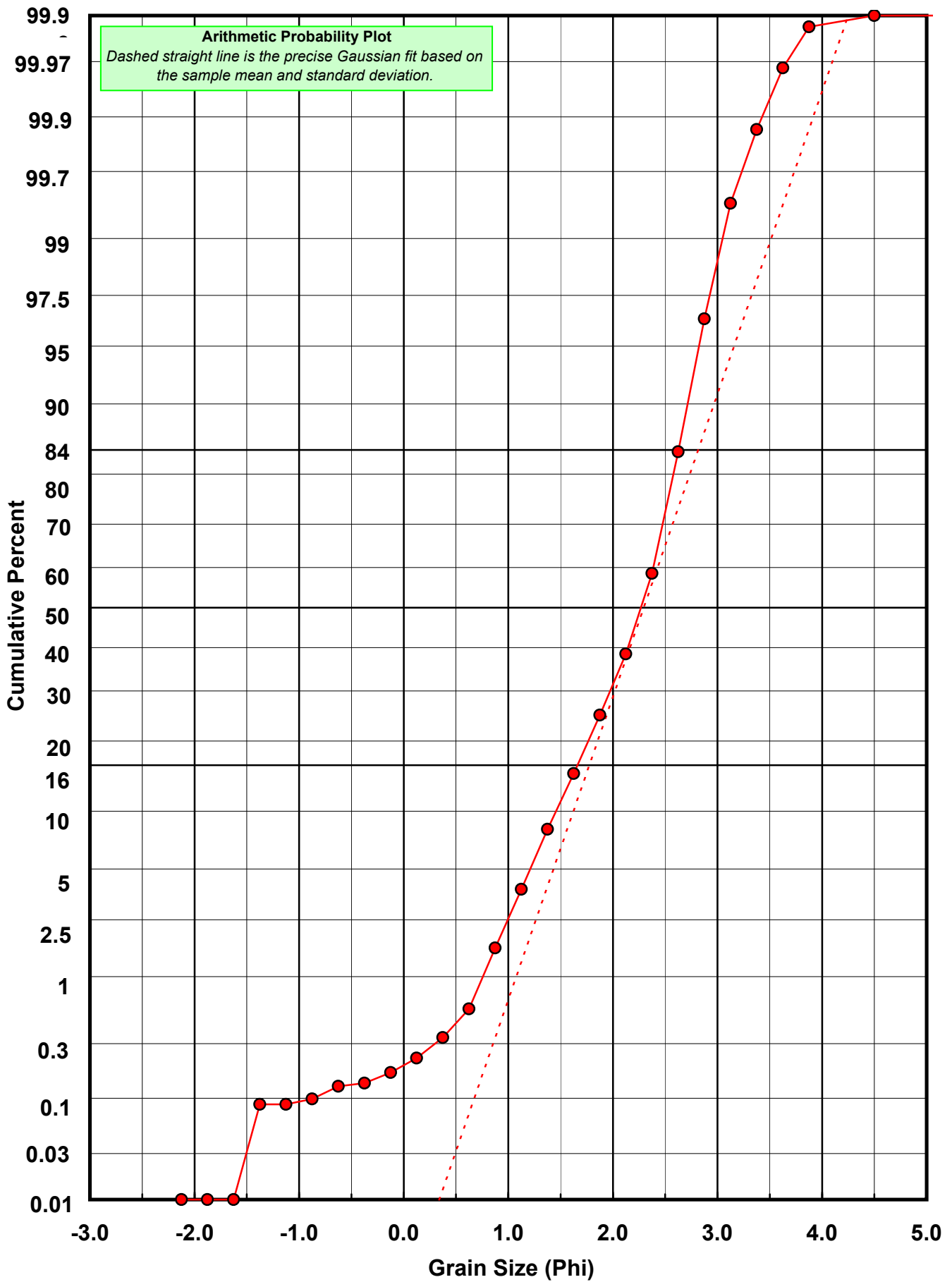
Statistical Results			
Mean:	2.2953	phi	(0.2037 mm)
Standard Dev:	0.5251	phi-units	(0.6949 mm)
Skewness:	-1.0660	dimensionless	
Kurtosis:	5.7308	dimensionless	
5th Moment:	-23.3310	dimensionless	
6th Moment:	141.6109	dimensionless	
RARD *	0.2288	dimensionless	
Median	2.2682	phi	(0.2076 mm)

* RARD = reciprocal absolute relative dispersion (see below)

Statistical Explanation
Calculations based on the Method of Moments
Skewness: 3rd Stand. Moment; Exact Gaussian = 0.0
Kurtosis: 4th Stand. Moment; Exact Gaussian = 3.0
For Further Explanation, See Calculation Sheets
Millimeter data calculated by $mm = 2^{(-\phi)}$

Reciprocal Absolute Relative Dispersion (RARD) Scale	
< 0.5	Excellent homogeneity (e.g., beaches)
0.5 to 1.0	Good homogeneity
1.0 to 1.33	Fair homogeneity
> 1.33	Poor homogeneity (e.g., glacial)





Carbonate Grain Size Distribution

Onshore Grab Sample

Sample: DU-10-SS

Total Carbonate Mass: 3.650 grams

% Carbonate: 2.5 %

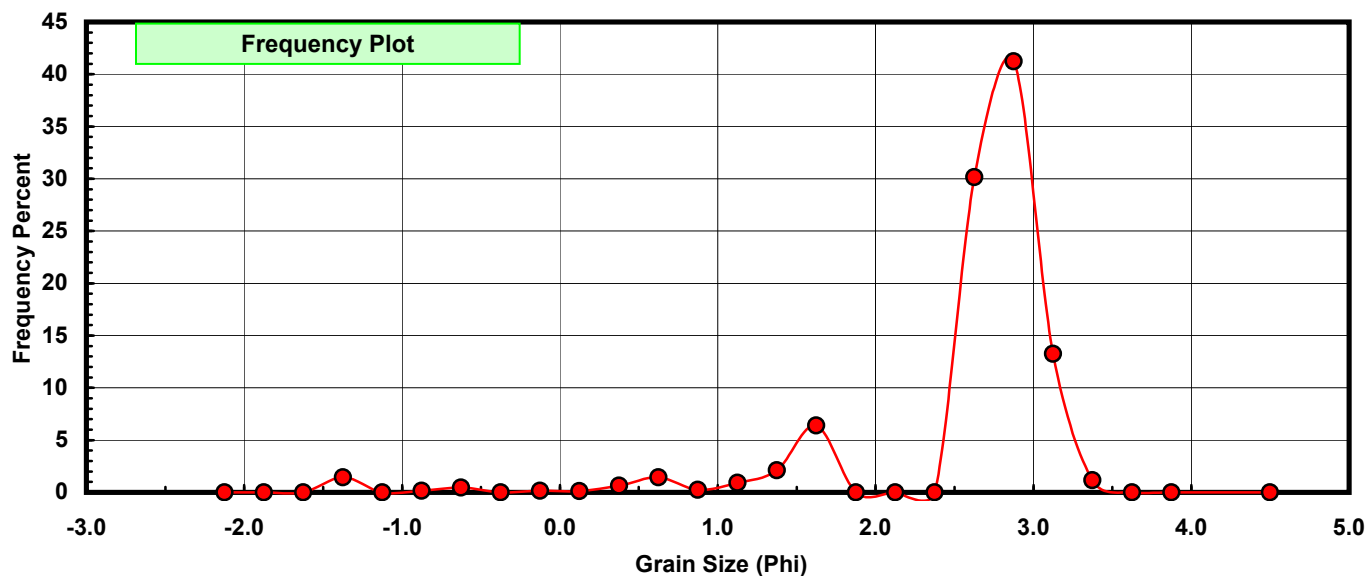
Sieve Size (phi)	Sieve Midpt (phi)	Weight (grams)	Freq Weight %	Cumulative Weight %
-2.00	-2.125	0.000	0.000	0.000
-1.75	-1.875	0.000	0.000	0.000
-1.50	-1.625	0.000	0.000	0.000
-1.25	-1.375	0.052	1.425	1.425
-1.00	-1.125	0.000	0.000	1.425
-0.75	-0.875	0.006	0.164	1.589
-0.50	-0.625	0.017	0.466	2.055
-0.25	-0.375	0.000	0.000	2.055
0.00	-0.125	0.006	0.164	2.219
0.25	0.125	0.005	0.137	2.356
0.50	0.375	0.024	0.658	3.014
0.75	0.625	0.053	1.452	4.466
1.00	0.875	0.009	0.247	4.712
1.25	1.125	0.034	0.932	5.644
1.50	1.375	0.077	2.110	7.753
1.75	1.625	0.234	6.411	14.164
2.00	1.875	0.000	0.000	14.164
2.25	2.125	0.000	0.000	14.164
2.50	2.375	0.000	0.000	14.164
2.75	2.625	1.101	30.164	44.329
3.00	2.875	1.505	41.233	85.562
3.25	3.125	0.484	13.260	98.822
3.50	3.375	0.043	1.178	100.000
3.75	3.625	0.000	0.000	100.000
4.00	3.875	0.000	0.000	100.000
5.00	4.500	0.000	0.000	100.000

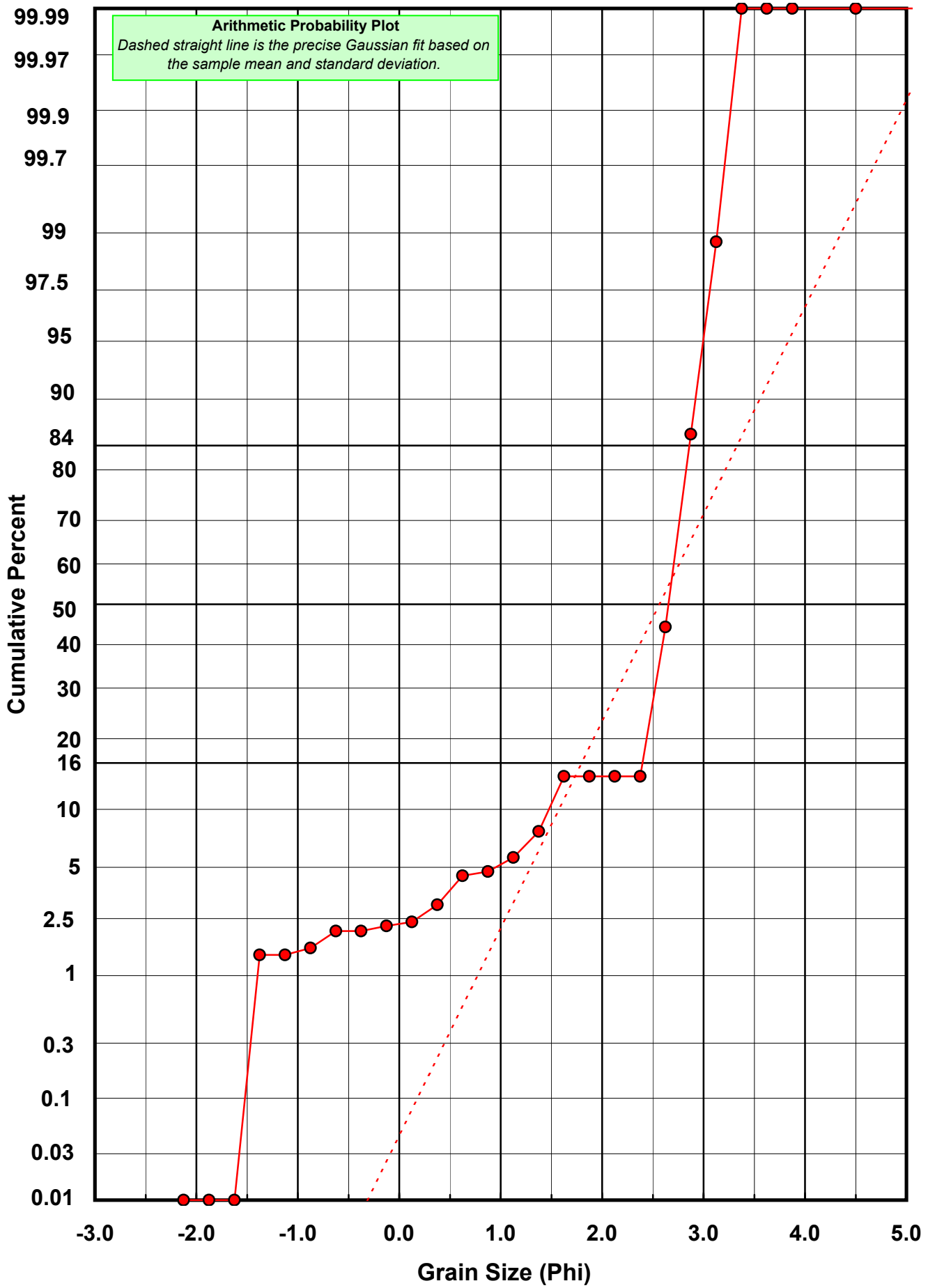
Statistical Results			
Mean:	2.5648	phi	(0.169 mm)
Standard Dev:	0.7728	phi-units	(0.5853 mm)
Skewness:	-3.0398	dimensionless	
Kurtosis:	13.4906	dimensionless	
5th Moment:	-62.0899	dimensionless	
6th Moment:	298.5452	dimensionless	
RARD *	0.3013	dimensionless	
Median	2.6594	phi	(0.1583 mm)

* RARD = reciprocal absolute relative dispersion (see below)

Statistical Explanation	
Calculations based on the Method of Moments	
Skewness: 3rd Stand. Moment; Exact Gaussian = 0.0	
Kurtosis: 4th Stand. Moment; Exact Gaussian = 3.0	
For Further Explanation, See Calculation Sheets	
Millimeter data calculated by $mm = 2^{(-phi)}$	

Reciprocal Absolute Relative Dispersion (RARD) Scale	
< 0.5	Excellent homogeneity (e.g., beaches)
0.5 to 1.0	Good homogeneity
1.0 to 1.33	Fair homogeneity
> 1.33	Poor homogeneity (e.g., glacial)





Post-Digestion Grain Size Distribution

Onshore Grab Sample

Sample: DU-10-SS

Total Digested Mass: 57.456 grams

% Silica: 97.5 %

Sieve Size (phi)	Sieve Midpt (phi)	Weight (grams)	Freq Weight %	Cumulative Weight %
-2.00	-2.125	0.000	0.000	0.000
-1.75	-1.875	0.000	0.000	0.000
-1.50	-1.625	0.000	0.000	0.000
-1.25	-1.375	0.000	0.000	0.000
-1.00	-1.125	0.000	0.000	0.000
-0.75	-0.875	0.000	0.000	0.000
-0.50	-0.625	0.000	0.000	0.000
-0.25	-0.375	0.005	0.009	0.009
0.00	-0.125	0.013	0.023	0.031
0.25	0.125	0.028	0.049	0.080
0.50	0.375	0.041	0.071	0.151
0.75	0.625	0.089	0.155	0.306
1.00	0.875	0.605	1.053	1.359
1.25	1.125	1.252	2.179	3.538
1.50	1.375	2.478	4.313	7.851
1.75	1.625	3.742	6.513	14.364
2.00	1.875	6.170	10.739	25.103
2.25	2.125	8.767	15.259	40.361
2.50	2.375	12.939	22.520	62.881
2.75	2.625	13.677	23.804	86.685
3.00	2.875	6.148	10.700	97.386
3.25	3.125	1.227	2.136	99.521
3.50	3.375	0.202	0.352	99.873
3.75	3.625	0.058	0.101	99.974
4.00	3.875	0.015	0.026	100.000
5.00	4.500	0.000	0.000	100.000

Statistical Results			
Mean:	2.2763	phi	(0.2064 mm)
Standard Dev:	0.4897	phi-units	(0.7122 mm)
Skewness:	-0.7474	dimensionless	
Kurtosis:	3.6035	dimensionless	
5th Moment:	-6.9531	dimensionless	
6th Moment:	27.7584	dimensionless	
RARD *	0.2151	dimensionless	
Median	2.2320	phi	(0.2129 mm)

* RARD = reciprocal absolute relative dispersion (see below)

Statistical Explanation	
Calculations based on the Method of Moments	
Skewness: 3rd Stand. Moment; Exact Gaussian = 0.0	
Kurtosis: 4th Stand. Moment; Exact Gaussian = 3.0	
For Further Explanation, See Calculation Sheets	
Millimeter data calculated by $mm = 2^{(-phi)}$	

Reciprocal Absolute Relative Dispersion (RARD) Scale	
< 0.5	Excellent homogeneity (e.g., beaches)
0.5 to 1.0	Good homogeneity
1.0 to 1.33	Fair homogeneity
> 1.33	Poor homogeneity (e.g., glacial)

