

**Onshore Grab Sample**

**Sample:** DU-08-MB  
**Sample Taken By:** J. Ladner  
**Sample Collected On:** 12/4/02  
**Splits?** N/A

**County:** Duval  
**Latitude:** 30° 17' 21.7"  
**Longitude:** 81° 23' 16.8"  
**Datum:** WGS 84  
**Surf. Elev:** N/A  
**Datum:** N/A

**Fine Data Summary**

Total Sample Weight 54.264 grams  
Total Fines in Sample 0.556 grams  
Total Percent Fines 1.01 %

**Dry Sieving Summary**

Total Sample Weight 53.658 grams  
Total Digested Weight 52.555 grams  
Total Carbonate Weight 1.103 grams  
Total Silica % 97.94 %  
Total Carbonate % 2.06 %  
Carbonate/Silica Ratio 0.021

**General Comments:**

None

**Description**

Worked By: C. Fischler  
Reviewed and Edited By: M. Ladle

# Pre-Digestion Grain Size Distribution

Onshore Grab Sample

Sample: DU-08-MB

Total Sample Mass: 53.658 grams

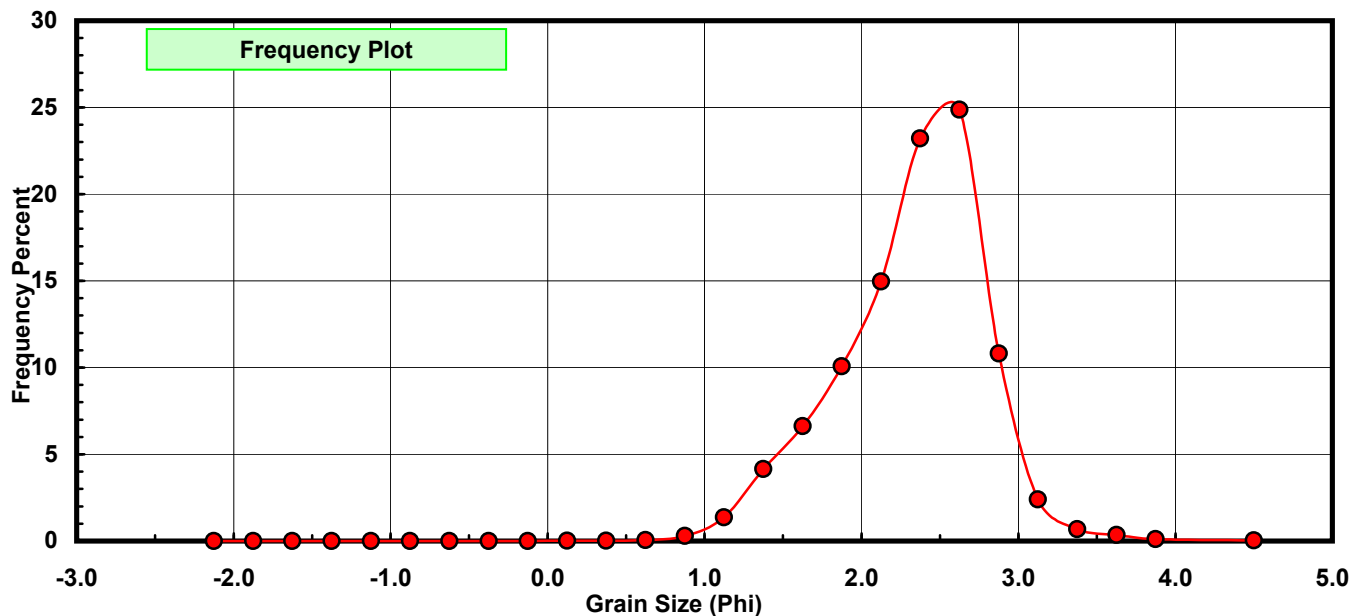
Sieve Size (phi)	Sieve Midpt (phi)	Weight (grams)	Freq Weight %	Cumulative Weight %
-2.00	-2.125	0.000	0.000	0.000
-1.75	-1.875	0.000	0.000	0.000
-1.50	-1.625	0.000	0.000	0.000
-1.25	-1.375	0.000	0.000	0.000
-1.00	-1.125	0.000	0.000	0.000
-0.75	-0.875	0.000	0.000	0.000
-0.50	-0.625	0.000	0.000	0.000
-0.25	-0.375	0.000	0.000	0.000
0.00	-0.125	0.000	0.000	0.000
0.25	0.125	0.009	0.017	0.017
0.50	0.375	0.011	0.021	0.037
0.75	0.625	0.028	0.052	0.089
1.00	0.875	0.160	0.298	0.388
1.25	1.125	0.731	1.362	1.750
1.50	1.375	2.229	4.154	5.904
1.75	1.625	3.550	6.616	12.520
2.00	1.875	5.406	10.075	22.595
2.25	2.125	8.028	14.961	37.556
2.50	2.375	12.455	23.212	60.768
2.75	2.625	13.342	24.865	85.633
3.00	2.875	5.797	10.804	96.437
3.25	3.125	1.284	2.393	98.830
3.50	3.375	0.365	0.680	99.510
3.75	3.625	0.188	0.350	99.860
4.00	3.875	0.056	0.104	99.965
5.00	4.500	0.019	0.035	100.000

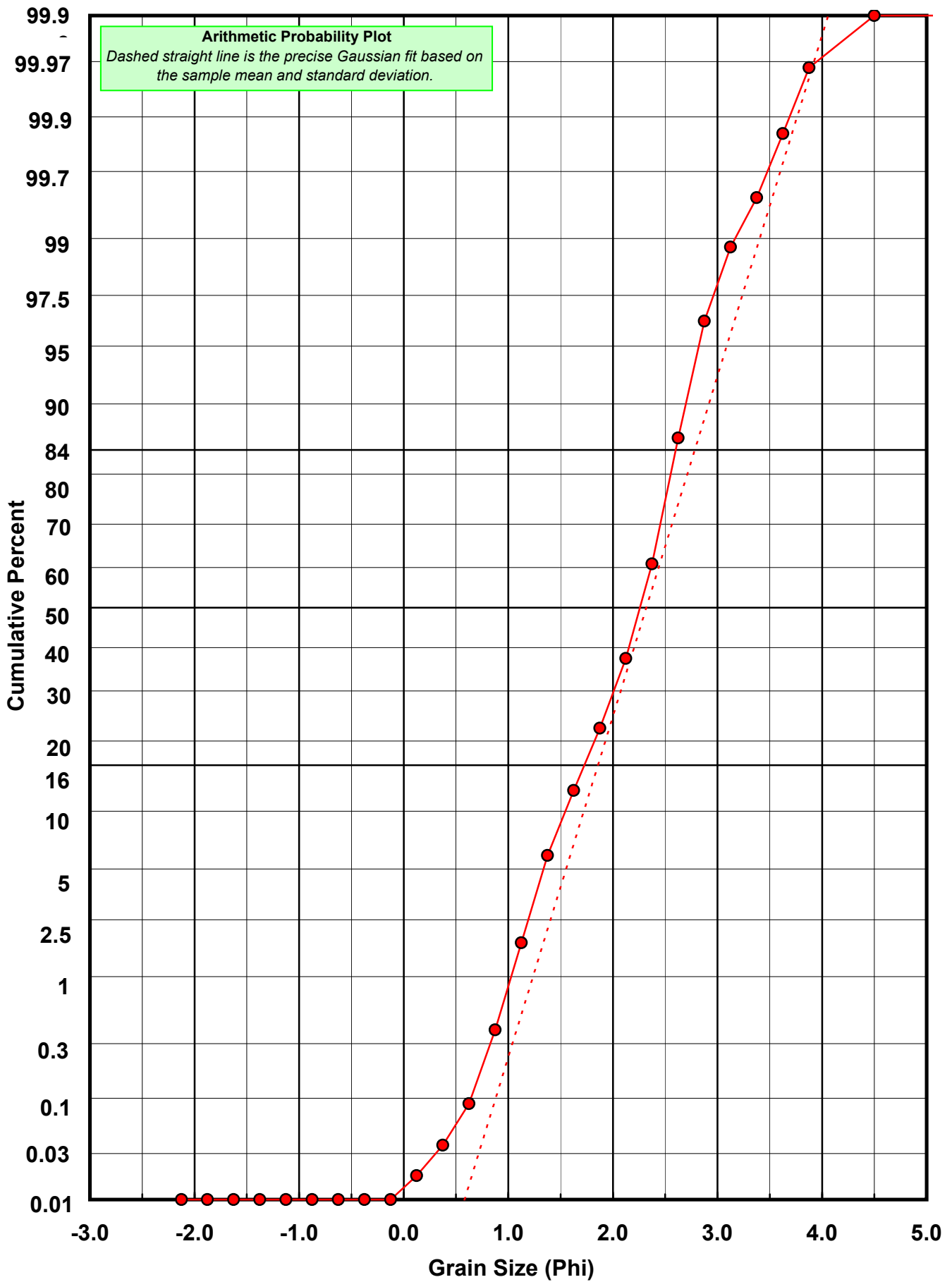
Statistical Results			
Mean:	2.3205	phi	(0.2002 mm)
Standard Dev:	0.4668	phi-units	(0.7236 mm)
Skewness:	-0.4431	dimensionless	
Kurtosis:	3.4318	dimensionless	
5th Moment:	-2.4949	dimensionless	
6th Moment:	23.2856	dimensionless	
RARD *	0.2012	dimensionless	
Median	2.2590	phi	(0.2089 mm)

\* RARD = reciprocal absolute relative dispersion (see below)

Statistical Explanation
Calculations based on the Method of Moments
Skewness: 3rd Stand. Moment; Exact Gaussian = 0.0
Kurtosis: 4th Stand. Moment; Exact Gaussian = 3.0
For Further Explanation, See Calculation Sheets
Millimeter data calculated by $mm = 2^{(-\phi)}$

Reciprocal Absolute Relative Dispersion (RARD) Scale	
< 0.5	Excellent homogeneity (e.g., beaches)
0.5 to 1.0	Good homogeneity
1.0 to 1.33	Fair homogeneity
> 1.33	Poor homogeneity (e.g., glacial)





# Carbonate Grain Size Distribution

Onshore Grab Sample

Sample: DU-08-MB

Total Carbonate Mass: 1.407 grams

% Carbonate: 2.1 %

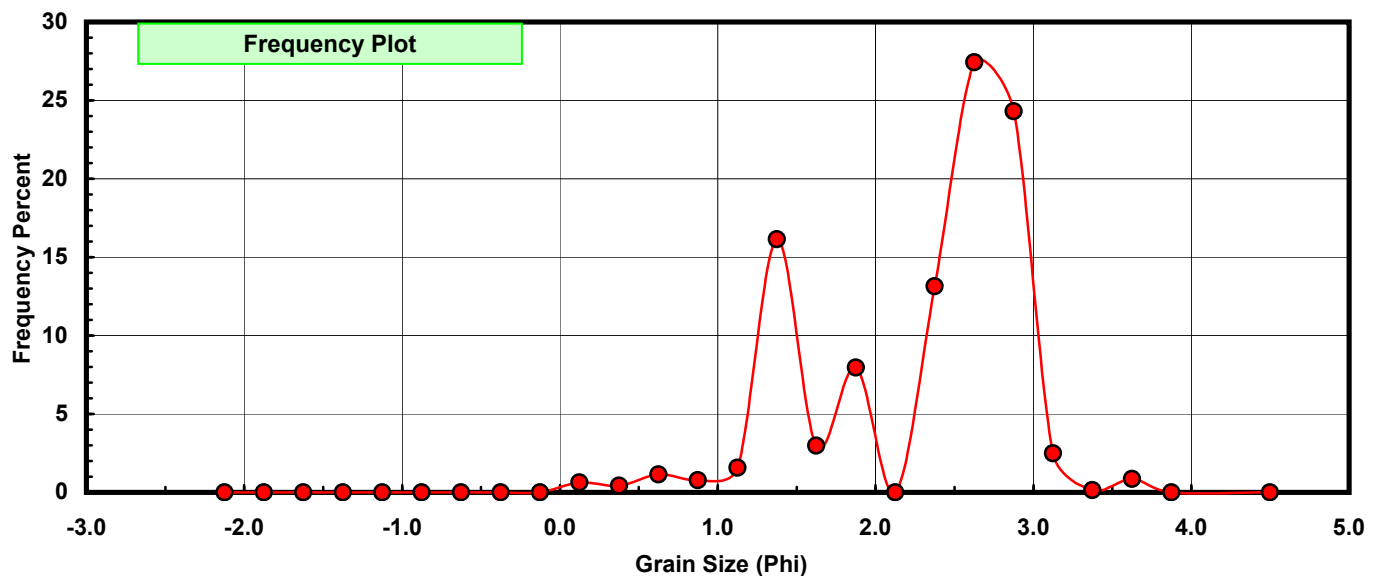
Sieve Size (phi)	Sieve Midpt (phi)	Weight (grams)	Freq Weight %	Cumulative Weight %
-2.00	-2.125	0.000	0.000	0.000
-1.75	-1.875	0.000	0.000	0.000
-1.50	-1.625	0.000	0.000	0.000
-1.25	-1.375	0.000	0.000	0.000
-1.00	-1.125	0.000	0.000	0.000
-0.75	-0.875	0.000	0.000	0.000
-0.50	-0.625	0.000	0.000	0.000
-0.25	-0.375	0.000	0.000	0.000
0.00	-0.125	0.000	0.000	0.000
0.25	0.125	0.009	0.640	0.640
0.50	0.375	0.006	0.426	1.066
0.75	0.625	0.016	1.137	2.203
1.00	0.875	0.011	0.782	2.985
1.25	1.125	0.022	1.564	4.549
1.50	1.375	0.227	16.134	20.682
1.75	1.625	0.042	2.985	23.667
2.00	1.875	0.112	7.960	31.628
2.25	2.125	0.000	0.000	31.628
2.50	2.375	0.185	13.149	44.776
2.75	2.625	0.386	27.434	72.210
3.00	2.875	0.342	24.307	96.517
3.25	3.125	0.035	2.488	99.005
3.50	3.375	0.002	0.142	99.147
3.75	3.625	0.012	0.853	100.000
4.00	3.875	0.000	0.000	100.000
5.00	4.500	0.000	0.000	100.000

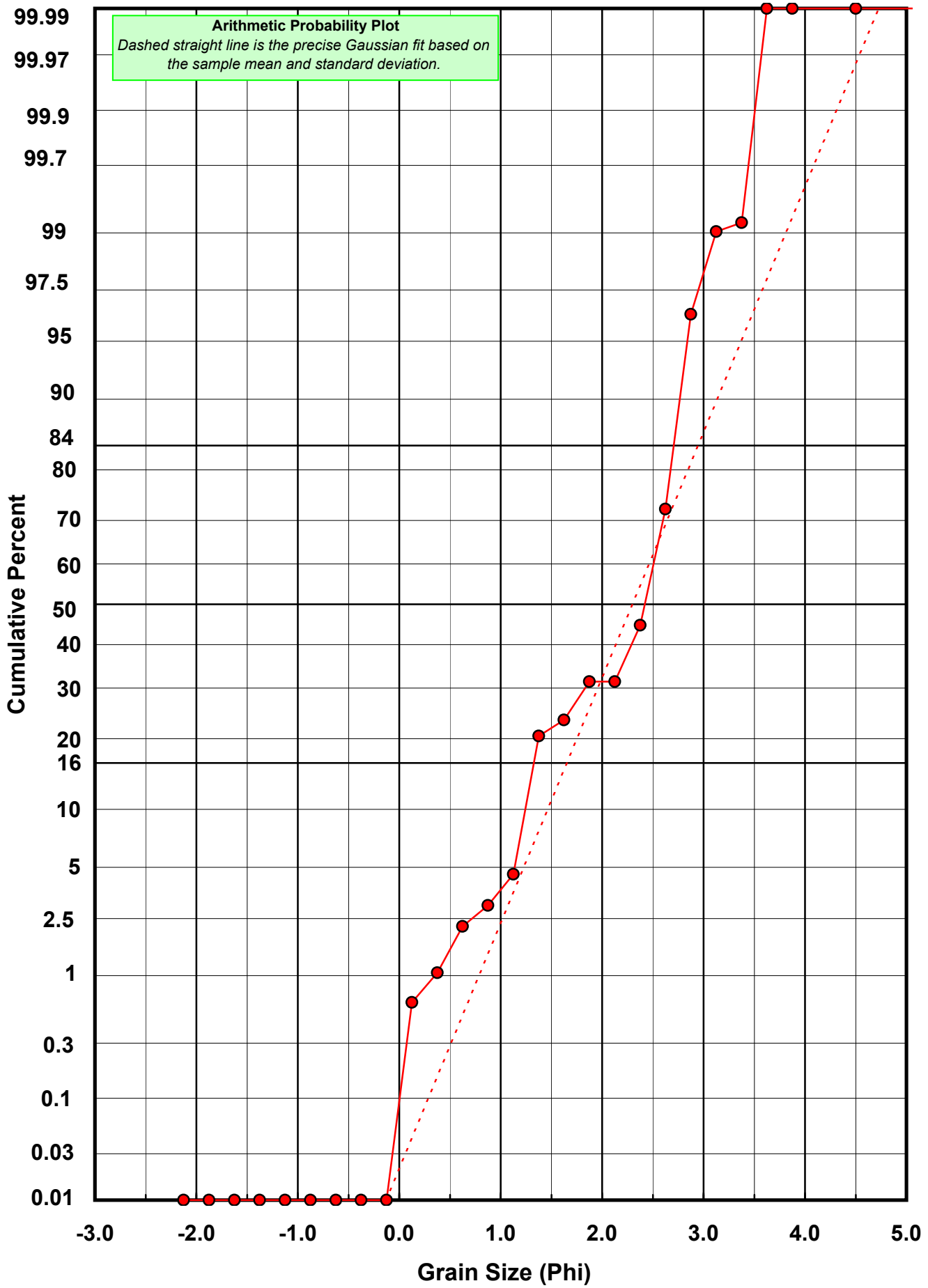
Statistical Results			
Mean:	2.2982	phi	(0.2033 mm)
Standard Dev:	0.6520	phi-units	(0.6364 mm)
Skewness:	-0.8918	dimensionless	
Kurtosis:	3.0315	dimensionless	
5th Moment:	-5.9591	dimensionless	
6th Moment:	18.4113	dimensionless	
RARD *	0.2837	dimensionless	
Median	2.4226	phi	(0.1865 mm)

\* RARD = reciprocal absolute relative dispersion (see below)

Statistical Explanation	
Calculations based on the Method of Moments	
Skewness: 3rd Stand. Moment; Exact Gaussian = 0.0	
Kurtosis: 4th Stand. Moment; Exact Gaussian = 3.0	
For Further Explanation, See Calculation Sheets	
Millimeter data calculated by $mm = 2^{(-phi)}$	

Reciprocal Absolute Relative Dispersion (RARD) Scale	
< 0.5	Excellent homogeneity (e.g., beaches)
0.5 to 1.0	Good homogeneity
1.0 to 1.33	Fair homogeneity
> 1.33	Poor homogeneity (e.g., glacial)





# Post-Digestion Grain Size Distribution

Onshore Grab Sample

Sample: DU-08-MB

Total Digested Mass: 52.539 grams

% Silica: 97.9 %

Sieve Size (phi)	Sieve Midpt (phi)	Weight (grams)	Freq Weight %	Cumulative Weight %
-2.00	-2.125	0.000	0.000	0.000
-1.75	-1.875	0.000	0.000	0.000
-1.50	-1.625	0.000	0.000	0.000
-1.25	-1.375	0.000	0.000	0.000
-1.00	-1.125	0.000	0.000	0.000
-0.75	-0.875	0.000	0.000	0.000
-0.50	-0.625	0.000	0.000	0.000
-0.25	-0.375	0.000	0.000	0.000
0.00	-0.125	0.000	0.000	0.000
0.25	0.125	0.000	0.000	0.000
0.50	0.375	0.005	0.010	0.010
0.75	0.625	0.012	0.023	0.032
1.00	0.875	0.149	0.284	0.316
1.25	1.125	0.709	1.349	1.665
1.50	1.375	2.002	3.811	5.476
1.75	1.625	3.508	6.677	12.153
2.00	1.875	5.294	10.076	22.229
2.25	2.125	8.329	15.853	38.082
2.50	2.375	12.270	23.354	61.436
2.75	2.625	12.956	24.660	86.096
3.00	2.875	5.455	10.383	96.479
3.25	3.125	1.249	2.377	98.856
3.50	3.375	0.363	0.691	99.547
3.75	3.625	0.176	0.335	99.882
4.00	3.875	0.062	0.118	100.000
5.00	4.500	0.000	0.000	100.000

Statistical Results			
Mean:	2.3194	phi	(0.2004 mm)
Standard Dev:	0.4580	phi-units	(0.728 mm)
Skewness:	-0.4292	dimensionless	
Kurtosis:	3.2515	dimensionless	
5th Moment:	-2.5751	dimensionless	
6th Moment:	18.0519	dimensionless	
RARD *	0.1975	dimensionless	
Median	2.2526	phi	(0.2098 mm)

\* RARD = reciprocal absolute relative dispersion (see below)

Statistical Explanation	
Calculations based on the Method of Moments	
Skewness: 3rd Stand. Moment; Exact Gaussian = 0.0	
Kurtosis: 4th Stand. Moment; Exact Gaussian = 3.0	
For Further Explanation, See Calculation Sheets	
Millimeter data calculated by $mm = 2^{(-phi)}$	

Reciprocal Absolute Relative Dispersion (RARD) Scale	
< 0.5	Excellent homogeneity (e.g., beaches)
0.5 to 1.0	Good homogeneity
1.0 to 1.33	Fair homogeneity
> 1.33	Poor homogeneity (e.g., glacial)

