

Onshore Grab Sample

Sample: DU-07-SS
Sample Taken By: J. Ladner
Sample Collected On: 12/4/02
Splits? N/A

County: Duval
Latitude: 30° 18' 14.3"
Longitude: 81° 23' 25.5"
Datum: WGS 84
Surf. Elev: N/A
Datum: N/A

Fine Data Summary

Total Sample Weight 58.452 grams
Total Fines in Sample 0.600 grams
Total Percent Fines 1.02 %

Dry Sieving Summary

Total Sample Weight 57.841 grams
Total Digested Weight 56.759 grams
Total Carbonate Weight 1.082 grams
Total Silica % 98.13 %
Total Carbonate % 1.87 %
Carbonate/Silica Ratio 0.019

General Comments:

None

Description

Worked By: C. Fischler
Reviewed and Edited By: M. Ladle

Pre-Digestion Grain Size Distribution

Onshore Grab Sample

Sample: DU-07-SS

Total Sample Mass: 57.841 grams

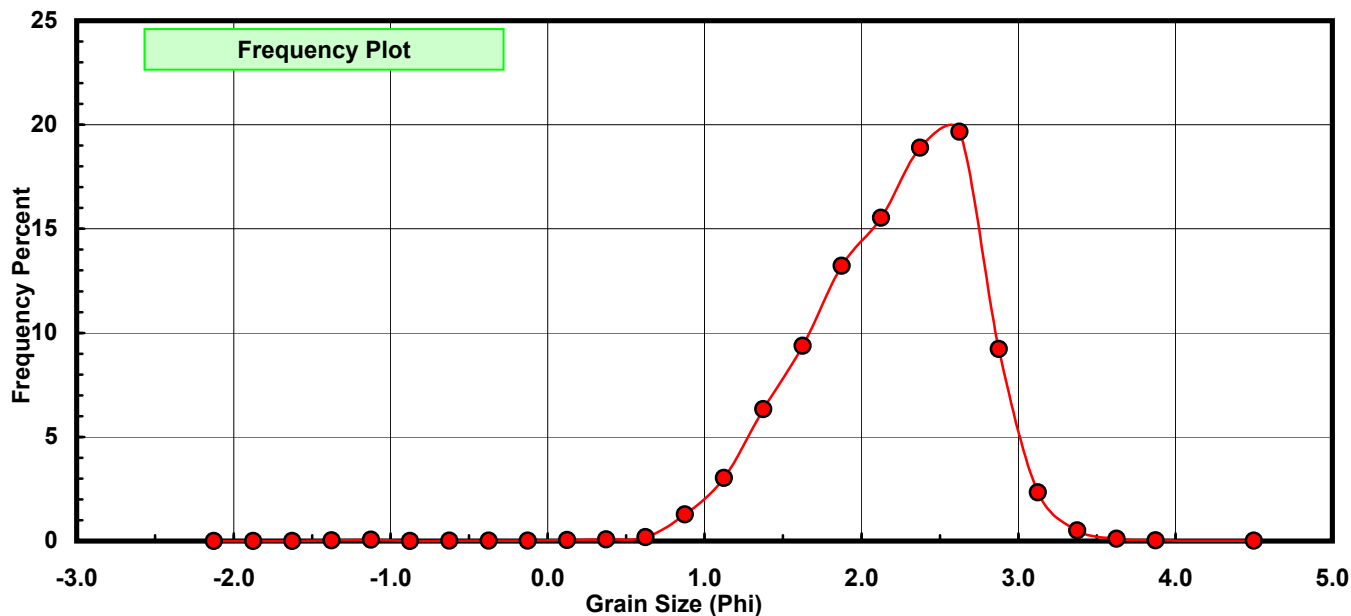
Sieve Size (phi)	Sieve Midpt (phi)	Weight (grams)	Freq Weight %	Cumulative Weight %
-2.00	-2.125	0.000	0.000	0.000
-1.75	-1.875	0.000	0.000	0.000
-1.50	-1.625	0.000	0.000	0.000
-1.25	-1.375	0.016	0.028	0.028
-1.00	-1.125	0.039	0.067	0.095
-0.75	-0.875	0.000	0.000	0.095
-0.50	-0.625	0.006	0.010	0.105
-0.25	-0.375	0.005	0.009	0.114
0.00	-0.125	0.010	0.017	0.131
0.25	0.125	0.024	0.041	0.173
0.50	0.375	0.045	0.078	0.251
0.75	0.625	0.110	0.190	0.441
1.00	0.875	0.739	1.278	1.719
1.25	1.125	1.752	3.029	4.747
1.50	1.375	3.664	6.335	11.082
1.75	1.625	5.429	9.386	20.468
2.00	1.875	7.645	13.217	33.685
2.25	2.125	8.981	15.527	49.212
2.50	2.375	10.930	18.897	68.109
2.75	2.625	11.376	19.668	87.777
3.00	2.875	5.337	9.227	97.004
3.25	3.125	1.350	2.334	99.338
3.50	3.375	0.292	0.505	99.843
3.75	3.625	0.066	0.114	99.957
4.00	3.875	0.019	0.033	99.990
5.00	4.500	0.006	0.010	100.000

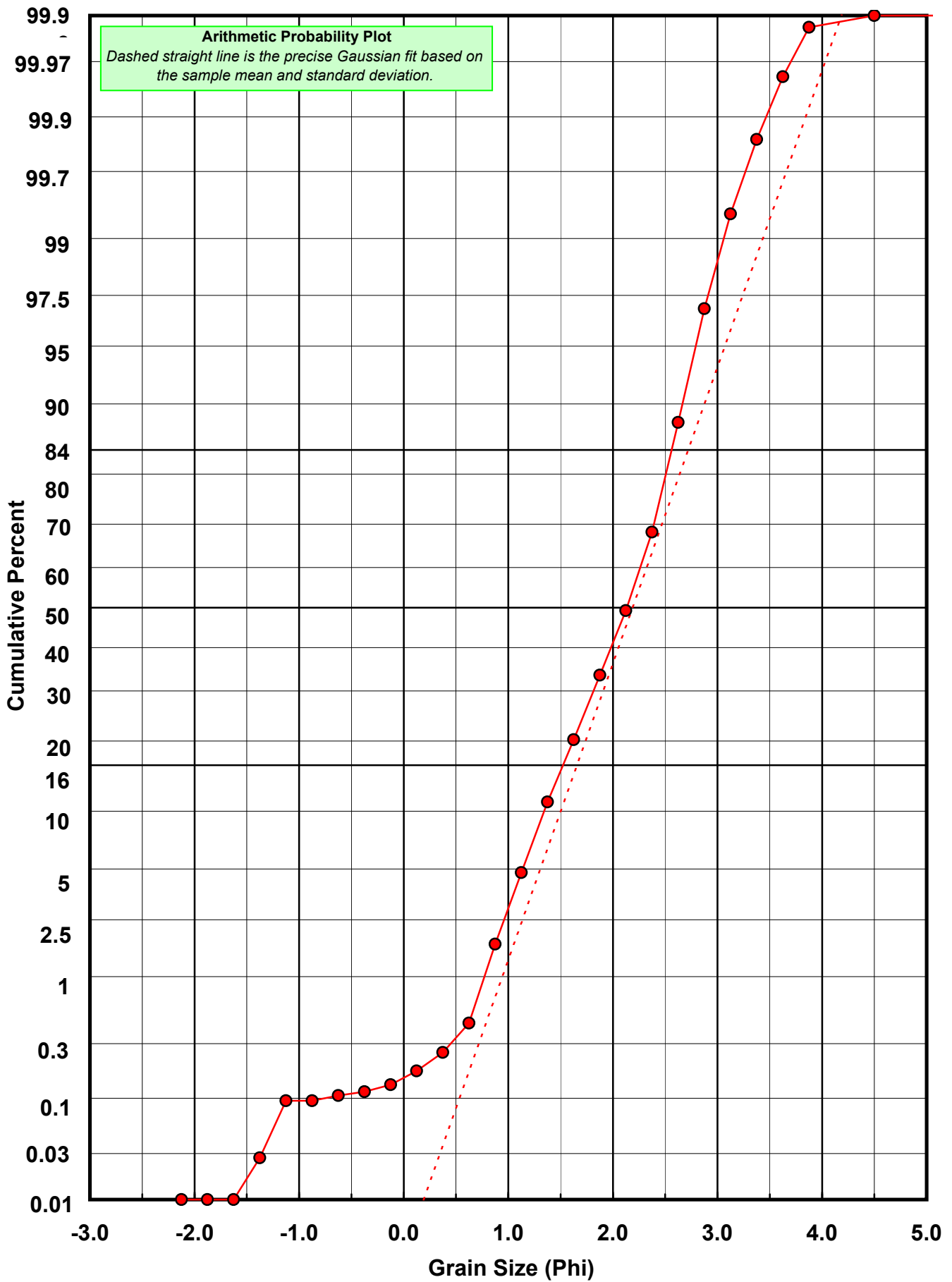
Statistical Results			
Mean:	2.1891	phi	(0.2193 mm)
Standard Dev:	0.5364	phi-units	(0.6895 mm)
Skewness:	-0.6471	dimensionless	
Kurtosis:	4.3029	dimensionless	
5th Moment:	-13.1132	dimensionless	
6th Moment:	79.2558	dimensionless	
RARD *	0.2450	dimensionless	
Median	2.1354	phi	(0.2276 mm)

* RARD = reciprocal absolute relative dispersion (see below)

Statistical Explanation
Calculations based on the Method of Moments
Skewness: 3rd Stand. Moment; Exact Gaussian = 0.0
Kurtosis: 4th Stand. Moment; Exact Gaussian = 3.0
For Further Explanation, See Calculation Sheets
Millimeter data calculated by $mm = 2^{(-phi)}$

Reciprocal Absolute Relative Dispersion (RARD) Scale	
< 0.5	Excellent homogeneity (e.g., beaches)
0.5 to 1.0	Good homogeneity
1.0 to 1.33	Fair homogeneity
> 1.33	Poor homogeneity (e.g., glacial)





Carbonate Grain Size Distribution

Onshore Grab Sample

Sample: DU-07-SS

Total Carbonate Mass: 1.916 grams

% Carbonate: 1.9 %

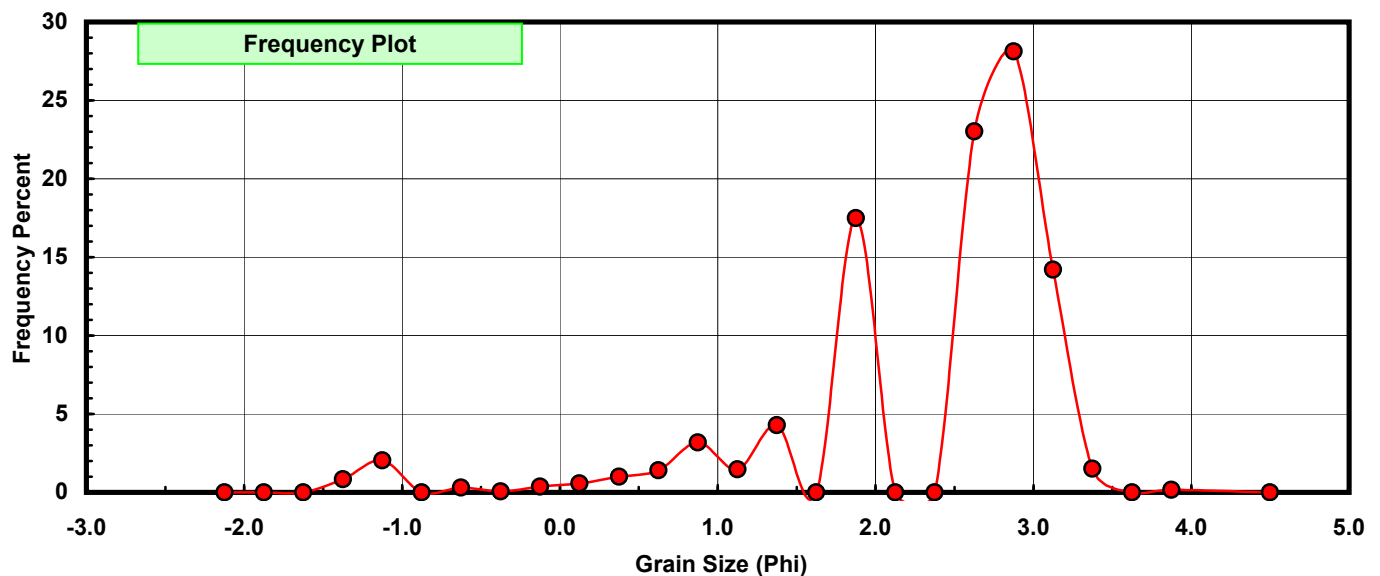
Sieve Size (phi)	Sieve Midpt (phi)	Weight (grams)	Freq Weight %	Cumulative Weight %
-2.00	-2.125	0.000	0.000	0.000
-1.75	-1.875	0.000	0.000	0.000
-1.50	-1.625	0.000	0.000	0.000
-1.25	-1.375	0.016	0.835	0.835
-1.00	-1.125	0.039	2.035	2.871
-0.75	-0.875	0.000	0.000	2.871
-0.50	-0.625	0.006	0.313	3.184
-0.25	-0.375	0.001	0.052	3.236
0.00	-0.125	0.007	0.365	3.601
0.25	0.125	0.011	0.574	4.175
0.50	0.375	0.019	0.992	5.167
0.75	0.625	0.027	1.409	6.576
1.00	0.875	0.061	3.184	9.760
1.25	1.125	0.028	1.461	11.221
1.50	1.375	0.082	4.280	15.501
1.75	1.625	0.000	0.000	15.501
2.00	1.875	0.335	17.484	32.985
2.25	2.125	0.000	0.000	32.985
2.50	2.375	0.000	0.000	32.985
2.75	2.625	0.441	23.017	56.002
3.00	2.875	0.539	28.132	84.134
3.25	3.125	0.272	14.196	98.330
3.50	3.375	0.029	1.514	99.843
3.75	3.625	0.000	0.000	99.843
4.00	3.875	0.003	0.157	100.000
5.00	4.500	0.000	0.000	100.000

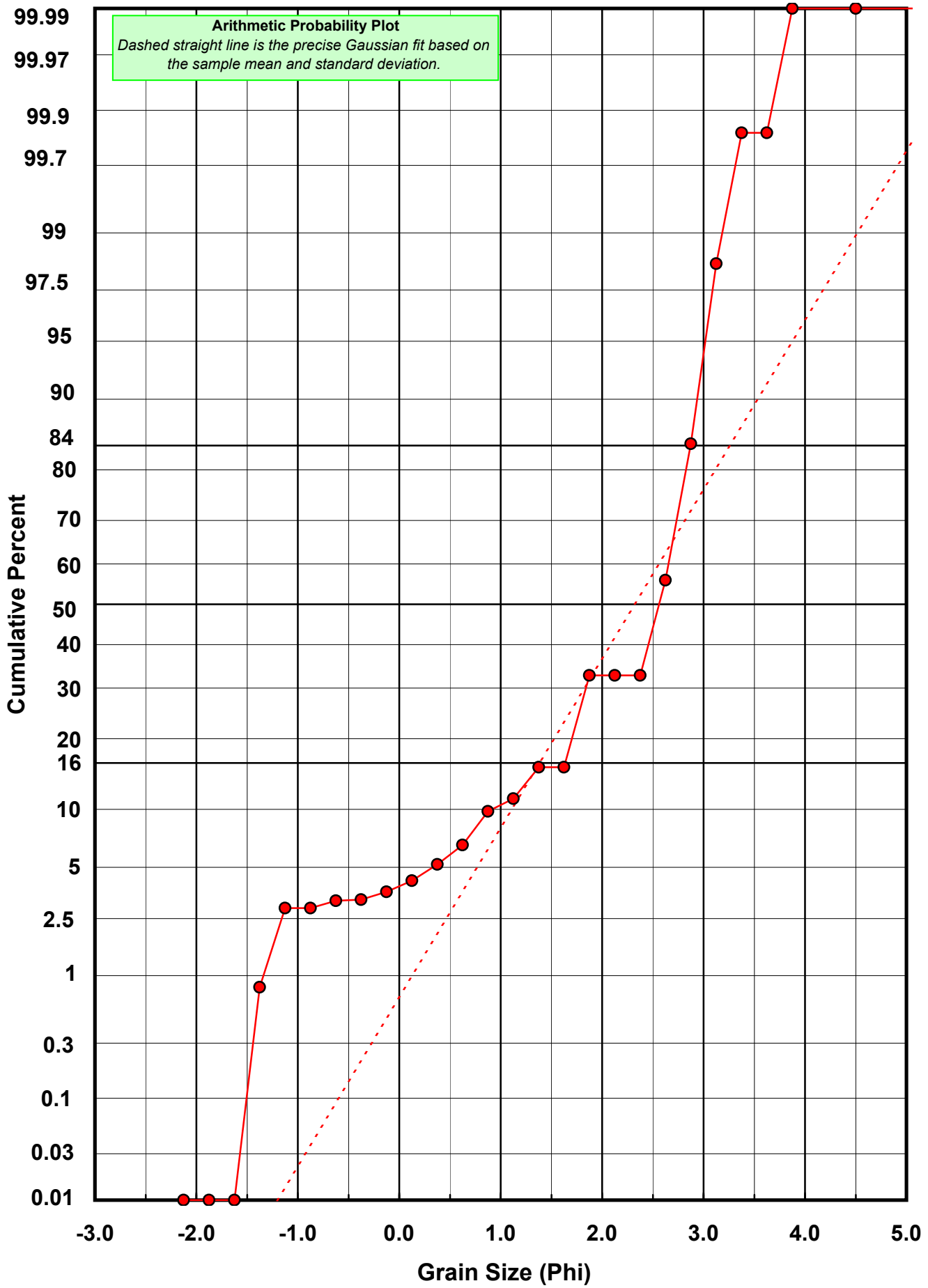
Statistical Results			
Mean:	2.3210	phi	(0.2001 mm)
Standard Dev:	0.9460	phi-units	(0.5191 mm)
Skewness:	-1.9162	dimensionless	
Kurtosis:	6.9186	dimensionless	
5th Moment:	-23.3394	dimensionless	
6th Moment:	84.2356	dimensionless	
RARD *	0.4076	dimensionless	
Median	2.5598	phi	(0.1696 mm)

* RARD = reciprocal absolute relative dispersion (see below)

Statistical Explanation	
Calculations based on the Method of Moments	
Skewness: 3rd Stand. Moment; Exact Gaussian = 0.0	
Kurtosis: 4th Stand. Moment; Exact Gaussian = 3.0	
For Further Explanation, See Calculation Sheets	
Millimeter data calculated by $mm = 2^{(-phi)}$	

Reciprocal Absolute Relative Dispersion (RARD) Scale	
< 0.5	Excellent homogeneity (e.g., beaches)
0.5 to 1.0	Good homogeneity
1.0 to 1.33	Fair homogeneity
> 1.33	Poor homogeneity (e.g., glacial)





Post-Digestion Grain Size Distribution

Onshore Grab Sample

Sample: DU-07-SS

Total Digested Mass: 56.752 grams

% Silica: 98.1 %

Sieve Size (phi)	Sieve Midpt (phi)	Weight (grams)	Freq Weight %	Cumulative Weight %
-2.00	-2.125	0.000	0.000	0.000
-1.75	-1.875	0.000	0.000	0.000
-1.50	-1.625	0.000	0.000	0.000
-1.25	-1.375	0.000	0.000	0.000
-1.00	-1.125	0.000	0.000	0.000
-0.75	-0.875	0.000	0.000	0.000
-0.50	-0.625	0.000	0.000	0.000
-0.25	-0.375	0.004	0.007	0.007
0.00	-0.125	0.003	0.005	0.012
0.25	0.125	0.013	0.023	0.035
0.50	0.375	0.026	0.046	0.081
0.75	0.625	0.083	0.146	0.227
1.00	0.875	0.678	1.195	1.422
1.25	1.125	1.724	3.038	4.460
1.50	1.375	3.582	6.312	10.771
1.75	1.625	5.588	9.846	20.618
2.00	1.875	7.310	12.881	33.498
2.25	2.125	9.015	15.885	49.383
2.50	2.375	11.569	20.385	69.768
2.75	2.625	10.935	19.268	89.037
3.00	2.875	4.798	8.454	97.491
3.25	3.125	1.078	1.899	99.390
3.50	3.375	0.263	0.463	99.854
3.75	3.625	0.067	0.118	99.972
4.00	3.875	0.016	0.028	100.000
5.00	4.500	0.000	0.000	100.000

Statistical Results			
Mean:	2.1849	phi	(0.2199 mm)
Standard Dev:	0.5126	phi-units	(0.7009 mm)
Skewness:	-0.4212	dimensionless	
Kurtosis:	2.8293	dimensionless	
5th Moment:	-2.9893	dimensionless	
6th Moment:	14.6313	dimensionless	
RARD *	0.2346	dimensionless	
Median	2.1326	phi	(0.2281 mm)

* RARD = reciprocal absolute relative dispersion (see below)

Statistical Explanation	
Calculations based on the Method of Moments	
Skewness: 3rd Stand. Moment; Exact Gaussian = 0.0	
Kurtosis: 4th Stand. Moment; Exact Gaussian = 3.0	
For Further Explanation, See Calculation Sheets	
Millimeter data calculated by $mm = 2^{(-phi)}$	

Reciprocal Absolute Relative Dispersion (RARD) Scale	
< 0.5	Excellent homogeneity (e.g., beaches)
0.5 to 1.0	Good homogeneity
1.0 to 1.33	Fair homogeneity
> 1.33	Poor homogeneity (e.g., glacial)

