

Onshore Grab Sample

Sample: DU-05-SS
Sample Taken By: J. Ladner
Sample Collected On: 12/4/02
Splits? N/A

County: Duval
Latitude: 30° 19' 58.4"
Longitude: 81° 23' 40.0"
Datum: WGS 84
Surf. Elev: N/A
Datum: N/A

Fine Data Summary

Total Sample Weight	50.536 grams
Total Fines in Sample	0.501 grams
Total Percent Fines	0.98 %

Dry Sieving Summary

Total Sample Weight	50.165 grams
Total Digested Weight	49.001 grams
Total Carbonate Weight	1.164 grams
Total Silica %	97.68 %
Total Carbonate %	2.32 %
Carbonate/Silica Ratio	0.024

General Comments:

-2.00 through -0.50 phi are Organics Only

Description

Worked By: C. Fischler
Reviewed and Edited By: M. Ladle

Pre-Digestion Grain Size Distribution

Onshore Grab Sample

Sample: DU-05-SS

Total Sample Mass: 50.165 grams

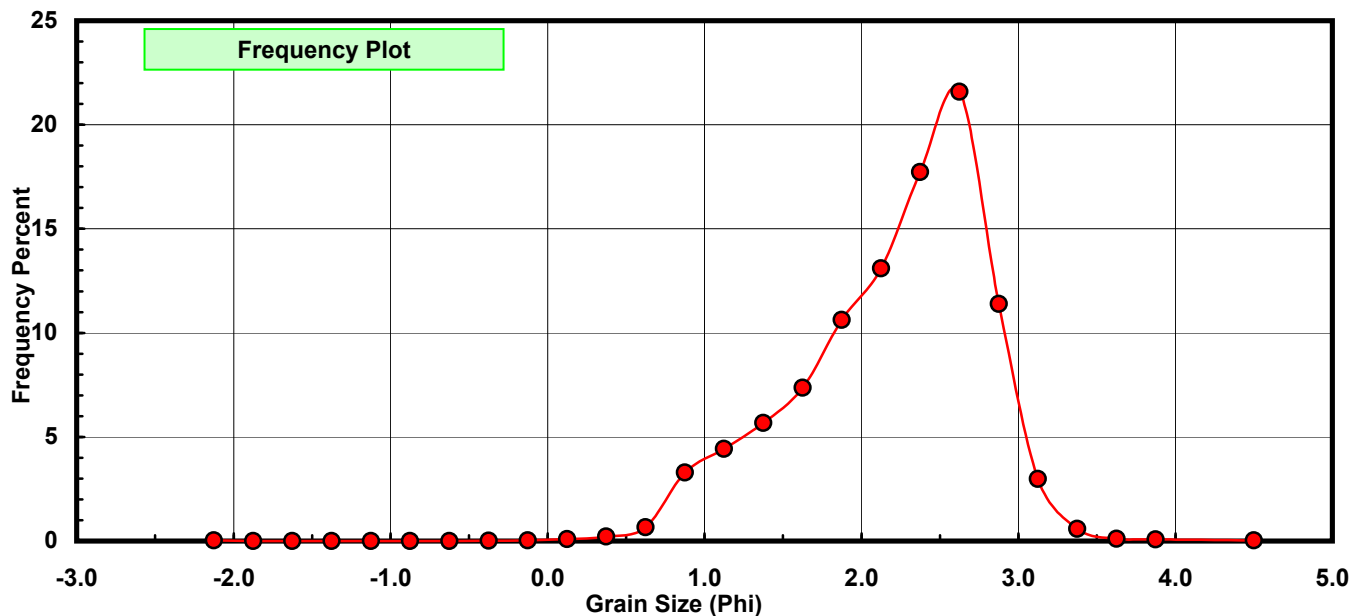
Sieve Size (phi)	Sieve Midpt (phi)	Weight (grams)	Freq Weight %	Cumulative Weight %
-2.00	-2.125	0.012	0.024	0.024
-1.75	-1.875	0.000	0.000	0.024
-1.50	-1.625	0.000	0.000	0.024
-1.25	-1.375	0.000	0.000	0.024
-1.00	-1.125	0.000	0.000	0.024
-0.75	-0.875	0.000	0.000	0.024
-0.50	-0.625	0.000	0.000	0.024
-0.25	-0.375	0.007	0.014	0.038
0.00	-0.125	0.014	0.028	0.066
0.25	0.125	0.046	0.092	0.157
0.50	0.375	0.111	0.221	0.379
0.75	0.625	0.328	0.654	1.033
1.00	0.875	1.652	3.293	4.326
1.25	1.125	2.218	4.421	8.747
1.50	1.375	2.849	5.679	14.426
1.75	1.625	3.691	7.358	21.784
2.00	1.875	5.326	10.617	32.401
2.25	2.125	6.574	13.105	45.506
2.50	2.375	8.893	17.727	63.233
2.75	2.625	10.827	21.583	84.816
3.00	2.875	5.716	11.394	96.211
3.25	3.125	1.500	2.990	99.201
3.50	3.375	0.293	0.584	99.785
3.75	3.625	0.057	0.114	99.898
4.00	3.875	0.038	0.076	99.974
5.00	4.500	0.013	0.026	100.000

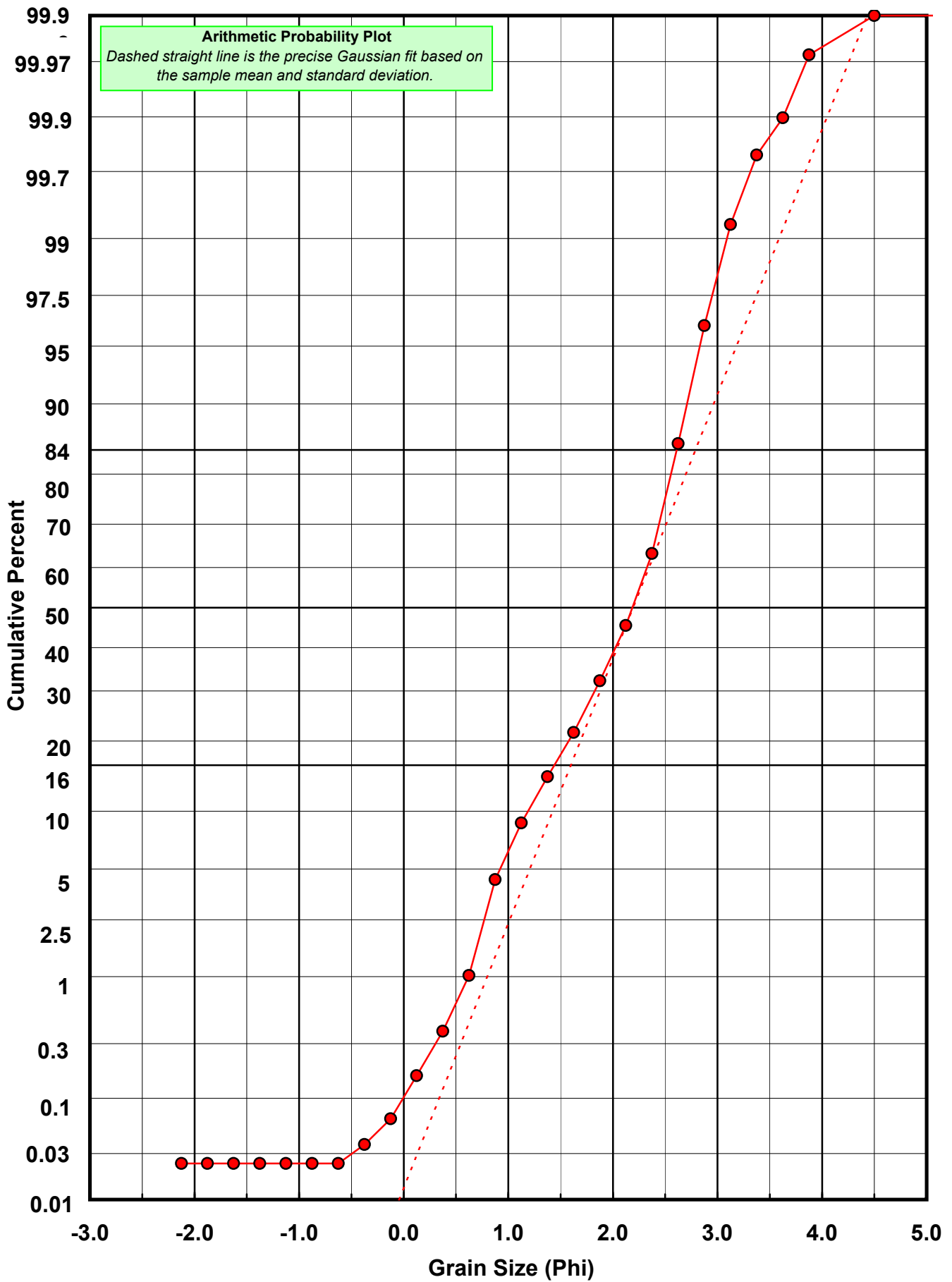
Statistical Results			
Mean:	2.1947	phi	(0.2184 mm)
Standard Dev:	0.6010	phi-units	(0.6593 mm)
Skewness:	-0.7154	dimensionless	
Kurtosis:	3.5527	dimensionless	
5th Moment:	-8.6797	dimensionless	
6th Moment:	48.9552	dimensionless	
RARD *	0.2739	dimensionless	
Median	2.1884	phi	(0.2194 mm)

* RARD = reciprocal absolute relative dispersion (see below)

Statistical Explanation
Calculations based on the Method of Moments
Skewness: 3rd Stand. Moment; Exact Gaussian = 0.0
Kurtosis: 4th Stand. Moment; Exact Gaussian = 3.0
For Further Explanation, See Calculation Sheets
Millimeter data calculated by $mm = 2^{(-\phi)}$

Reciprocal Absolute Relative Dispersion (RARD) Scale	
< 0.5	Excellent homogeneity (e.g., beaches)
0.5 to 1.0	Good homogeneity
1.0 to 1.33	Fair homogeneity
> 1.33	Poor homogeneity (e.g., glacial)





Carbonate Grain Size Distribution

Onshore Grab Sample

Sample: DU-05-SS

Total Carbonate Mass: 1.612 grams

% Carbonate: 2.3 %

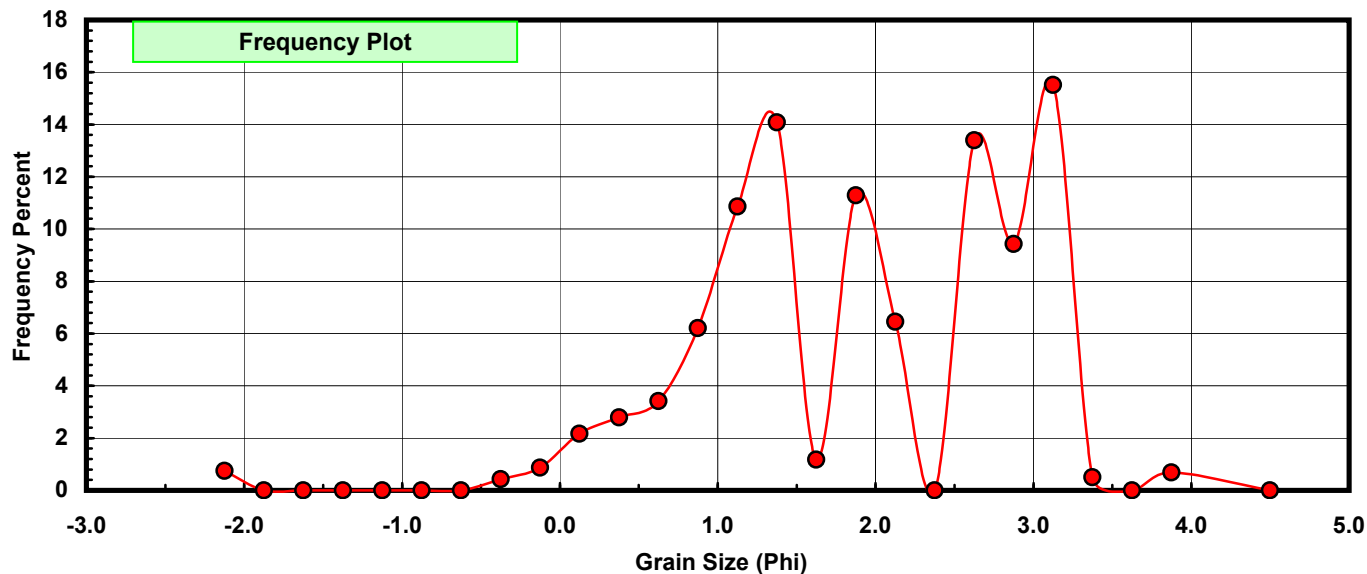
Sieve Size (phi)	Sieve Midpt (phi)	Weight (grams)	Freq Weight %	Cumulative Weight %
-2.00	-2.125	0.012	0.744	0.744
-1.75	-1.875	0.000	0.000	0.744
-1.50	-1.625	0.000	0.000	0.744
-1.25	-1.375	0.000	0.000	0.744
-1.00	-1.125	0.000	0.000	0.744
-0.75	-0.875	0.000	0.000	0.744
-0.50	-0.625	0.000	0.000	0.744
-0.25	-0.375	0.007	0.434	1.179
0.00	-0.125	0.014	0.868	2.047
0.25	0.125	0.035	2.171	4.218
0.50	0.375	0.045	2.792	7.010
0.75	0.625	0.055	3.412	10.422
1.00	0.875	0.100	6.203	16.625
1.25	1.125	0.175	10.856	27.481
1.50	1.375	0.227	14.082	41.563
1.75	1.625	0.019	1.179	42.742
2.00	1.875	0.182	11.290	54.032
2.25	2.125	0.104	6.452	60.484
2.50	2.375	0.000	0.000	60.484
2.75	2.625	0.216	13.400	73.883
3.00	2.875	0.152	9.429	83.313
3.25	3.125	0.250	15.509	98.821
3.50	3.375	0.008	0.496	99.318
3.75	3.625	0.000	0.000	99.318
4.00	3.875	0.011	0.682	100.000
5.00	4.500	0.000	0.000	100.000

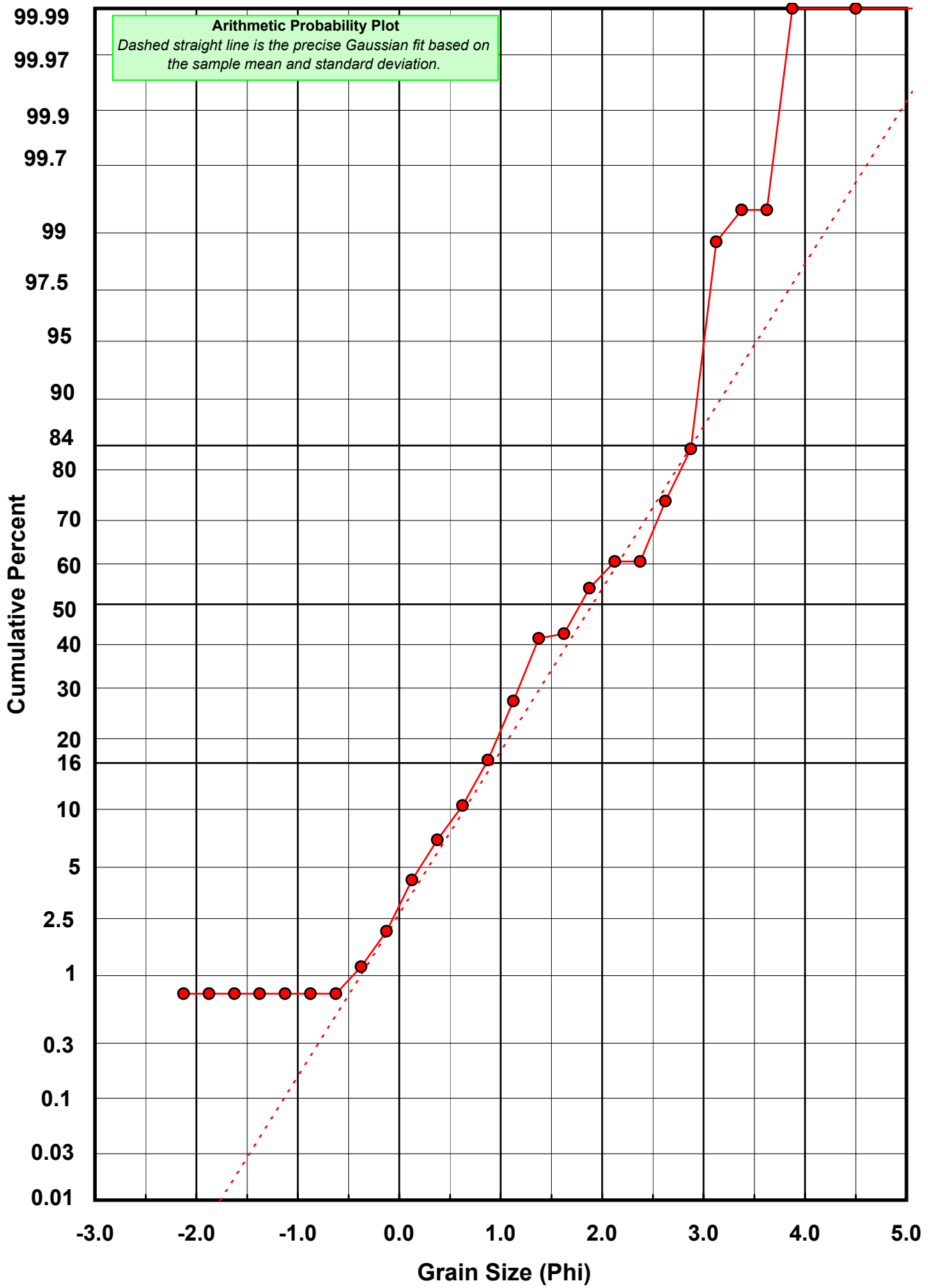
Statistical Results			
Mean:	1.9046	phi	(0.2671 mm)
Standard Dev:	0.9854	phi-units	(0.5051 mm)
Skewness:	-0.5836	dimensionless	
Kurtosis:	3.6059	dimensionless	
5th Moment:	-9.2106	dimensionless	
6th Moment:	38.7065	dimensionless	
RARD *	0.5174	dimensionless	
Median	1.7857	phi	(0.29 mm)

* RARD = reciprocal absolute relative dispersion (see below)

Statistical Explanation	
Calculations based on the Method of Moments	
Skewness: 3rd Stand. Moment; Exact Gaussian = 0.0	
Kurtosis: 4th Stand. Moment; Exact Gaussian = 3.0	
For Further Explanation, See Calculation Sheets	
Millimeter data calculated by $mm = 2^{(-phi)}$	

Reciprocal Absolute Relative Dispersion (RARD) Scale	
< 0.5	Excellent homogeneity (e.g., beaches)
0.5 to 1.0	Good homogeneity
1.0 to 1.33	Fair homogeneity
> 1.33	Poor homogeneity (e.g., glacial)





Post-Digestion Grain Size Distribution

Onshore Grab Sample

Sample: DU-05-SS

Total Digested Mass: 48.993 grams

% Silica: 97.7 %

Sieve Size (phi)	Sieve Midpt (phi)	Weight (grams)	Freq Weight %	Cumulative Weight %
-2.00	-2.125	0.000	0.000	0.000
-1.75	-1.875	0.000	0.000	0.000
-1.50	-1.625	0.000	0.000	0.000
-1.25	-1.375	0.000	0.000	0.000
-1.00	-1.125	0.000	0.000	0.000
-0.75	-0.875	0.004	0.008	0.008
-0.50	-0.625	0.004	0.008	0.016
-0.25	-0.375	0.000	0.000	0.016
0.00	-0.125	0.000	0.000	0.016
0.25	0.125	0.011	0.022	0.039
0.50	0.375	0.066	0.135	0.173
0.75	0.625	0.273	0.557	0.731
1.00	0.875	1.552	3.168	3.899
1.25	1.125	2.043	4.170	8.068
1.50	1.375	2.622	5.352	13.420
1.75	1.625	3.672	7.495	20.915
2.00	1.875	5.144	10.499	31.415
2.25	2.125	6.470	13.206	44.621
2.50	2.375	9.323	19.029	63.650
2.75	2.625	10.611	21.658	85.308
3.00	2.875	5.564	11.357	96.665
3.25	3.125	1.250	2.551	99.216
3.50	3.375	0.285	0.582	99.798
3.75	3.625	0.072	0.147	99.945
4.00	3.875	0.027	0.055	100.000
5.00	4.500	0.000	0.000	100.000

Statistical Results			
Mean:	2.2052	phi	(0.2169 mm)
Standard Dev:	0.5792	phi-units	(0.6693 mm)
Skewness:	-0.6605	dimensionless	
Kurtosis:	2.9660	dimensionless	
5th Moment:	-4.4665	dimensionless	
6th Moment:	16.1001	dimensionless	
RARD *	0.2626	dimensionless	
Median	2.1957	phi	(0.2183 mm)

* RARD = reciprocal absolute relative dispersion (see below)

Statistical Explanation	
Calculations based on the Method of Moments	
Skewness: 3rd Stand. Moment; Exact Gaussian = 0.0	
Kurtosis: 4th Stand. Moment; Exact Gaussian = 3.0	
For Further Explanation, See Calculation Sheets	
Millimeter data calculated by $mm = 2^{(-phi)}$	

Reciprocal Absolute Relative Dispersion (RARD) Scale	
< 0.5	Excellent homogeneity (e.g., beaches)
0.5 to 1.0	Good homogeneity
1.0 to 1.33	Fair homogeneity
> 1.33	Poor homogeneity (e.g., glacial)

