

Onshore Grab Sample

Sample: DU-05-BB
Sample Taken By: J. Ladner
Sample Collected On: 12/4/02
Splits? N/A

County: Duval
Latitude: 30° 19' 58.2"
Longitude: 81° 23' 43.8"
Datum: WGS 84
Surf. Elev: N/A
Datum: N/A

Fine Data Summary

Total Sample Weight	63.852 grams
Total Fines in Sample	0.084 grams
Total Percent Fines	0.13 %

Dry Sieving Summary

Total Sample Weight	63.730 grams
Total Digested Weight	62.554 grams
Total Carbonate Weight	1.176 grams
Total Silica %	98.15 %
Total Carbonate %	1.85 %
Carbonate/Silica Ratio	0.019

General Comments:

None

Description

Worked By: C. Fischler
Reviewed and Edited By: M. Ladle

Pre-Digestion Grain Size Distribution

Onshore Grab Sample

Sample: DU-05-BB

Total Sample Mass: 63.730 grams

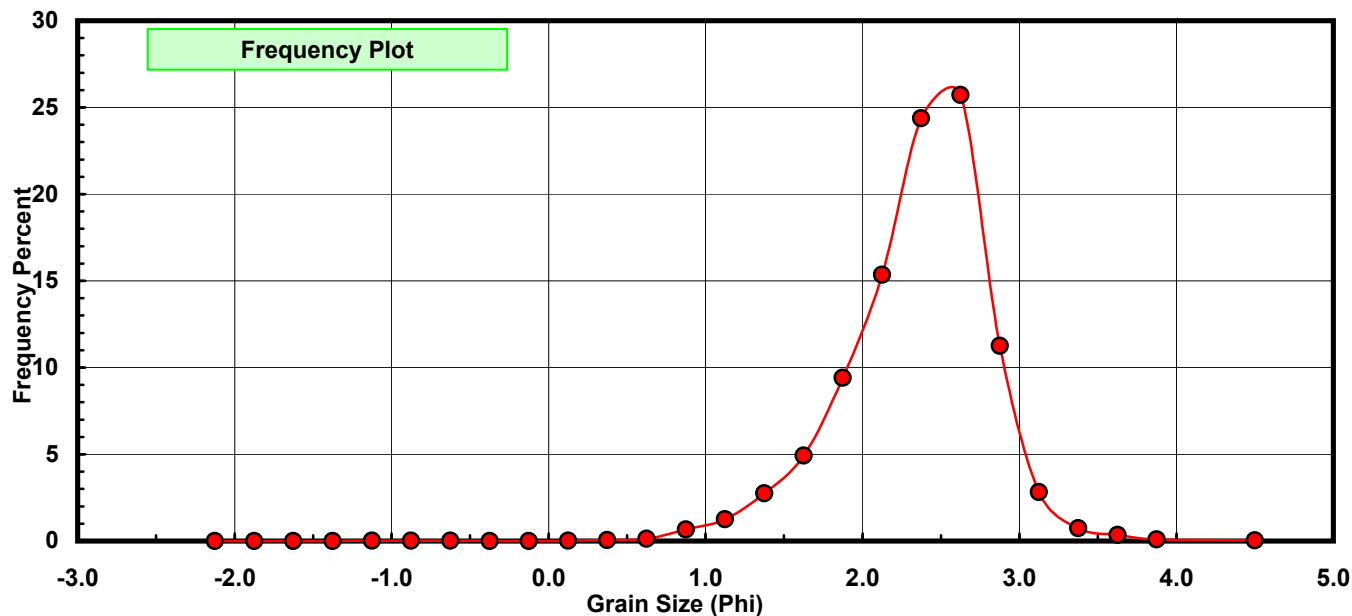
Sieve Size (phi)	Sieve Midpt (phi)	Weight (grams)	Freq Weight %	Cumulative Weight %
-2.00	-2.125	0.000	0.000	0.000
-1.75	-1.875	0.000	0.000	0.000
-1.50	-1.625	0.000	0.000	0.000
-1.25	-1.375	0.000	0.000	0.000
-1.00	-1.125	0.010	0.016	0.016
-0.75	-0.875	0.008	0.013	0.028
-0.50	-0.625	0.010	0.016	0.044
-0.25	-0.375	0.001	0.002	0.046
0.00	-0.125	0.003	0.005	0.050
0.25	0.125	0.014	0.022	0.072
0.50	0.375	0.036	0.056	0.129
0.75	0.625	0.084	0.132	0.260
1.00	0.875	0.418	0.656	0.916
1.25	1.125	0.796	1.249	2.165
1.50	1.375	1.749	2.744	4.910
1.75	1.625	3.141	4.929	9.838
2.00	1.875	5.999	9.413	19.252
2.25	2.125	9.786	15.355	34.607
2.50	2.375	15.534	24.375	58.982
2.75	2.625	16.389	25.716	84.698
3.00	2.875	7.177	11.262	95.960
3.25	3.125	1.802	2.828	98.787
3.50	3.375	0.471	0.739	99.526
3.75	3.625	0.223	0.350	99.876
4.00	3.875	0.060	0.094	99.970
5.00	4.500	0.019	0.030	100.000

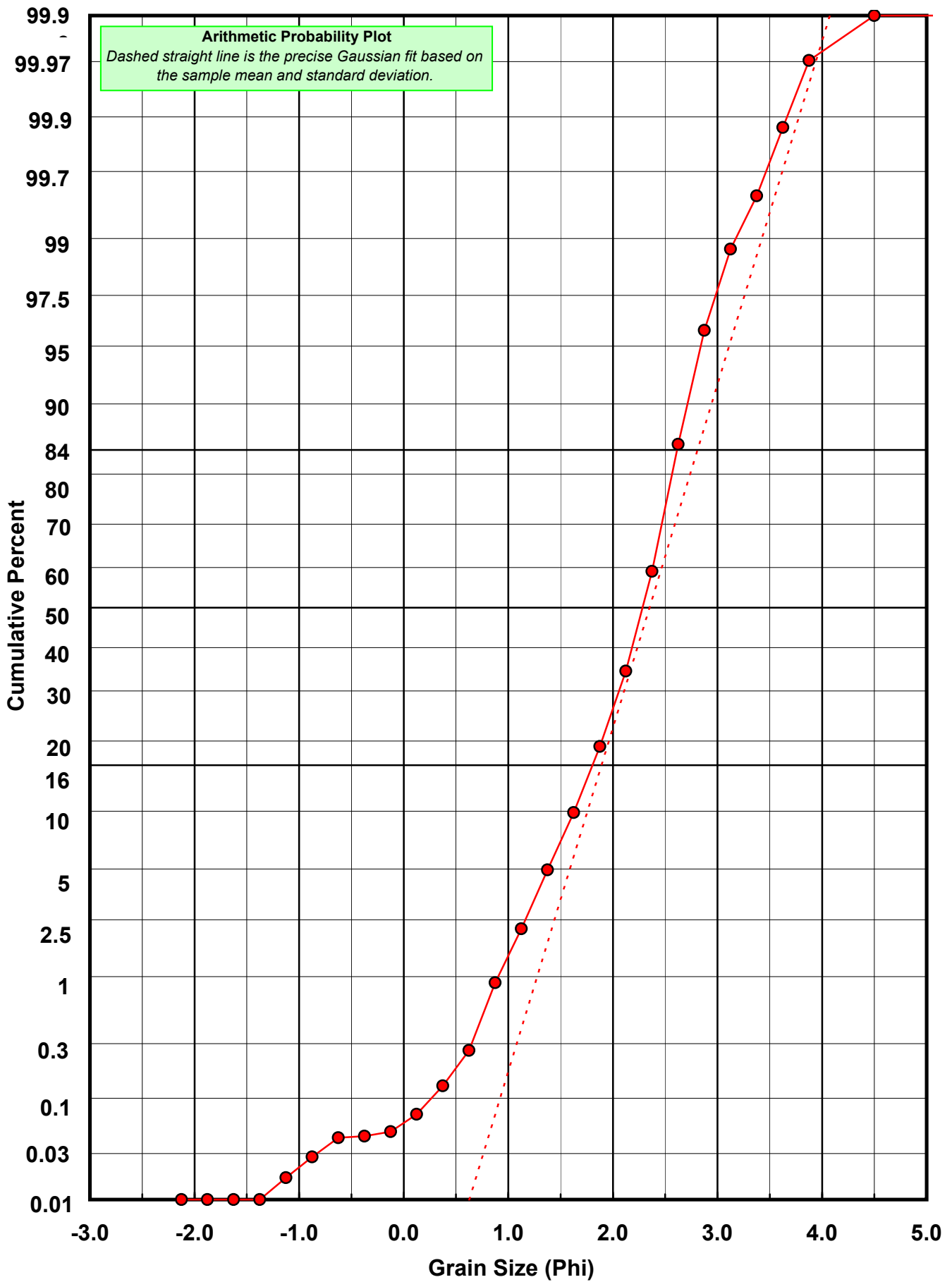
Statistical Results			
Mean:	2.3498	phi	(0.1962 mm)
Standard Dev:	0.4629	phi-units	(0.7256 mm)
Skewness:	-0.7489	dimensionless	
Kurtosis:	5.0656	dimensionless	
5th Moment:	-13.2805	dimensionless	
6th Moment:	88.1570	dimensionless	
RARD *	0.1970	dimensionless	
Median	2.2829	phi	(0.2055 mm)

* RARD = reciprocal absolute relative dispersion (see below)

Statistical Explanation
Calculations based on the Method of Moments
Skewness: 3rd Stand. Moment; Exact Gaussian = 0.0
Kurtosis: 4th Stand. Moment; Exact Gaussian = 3.0
For Further Explanation, See Calculation Sheets
Millimeter data calculated by $mm = 2^{(-\phi)}$

Reciprocal Absolute Relative Dispersion (RARD) Scale	
< 0.5	Excellent homogeneity (e.g., beaches)
0.5 to 1.0	Good homogeneity
1.0 to 1.33	Fair homogeneity
> 1.33	Poor homogeneity (e.g., glacial)





Carbonate Grain Size Distribution

Onshore Grab Sample

Sample: DU-05-BB

Total Carbonate Mass: 1.287 grams

% Carbonate: 1.8 %

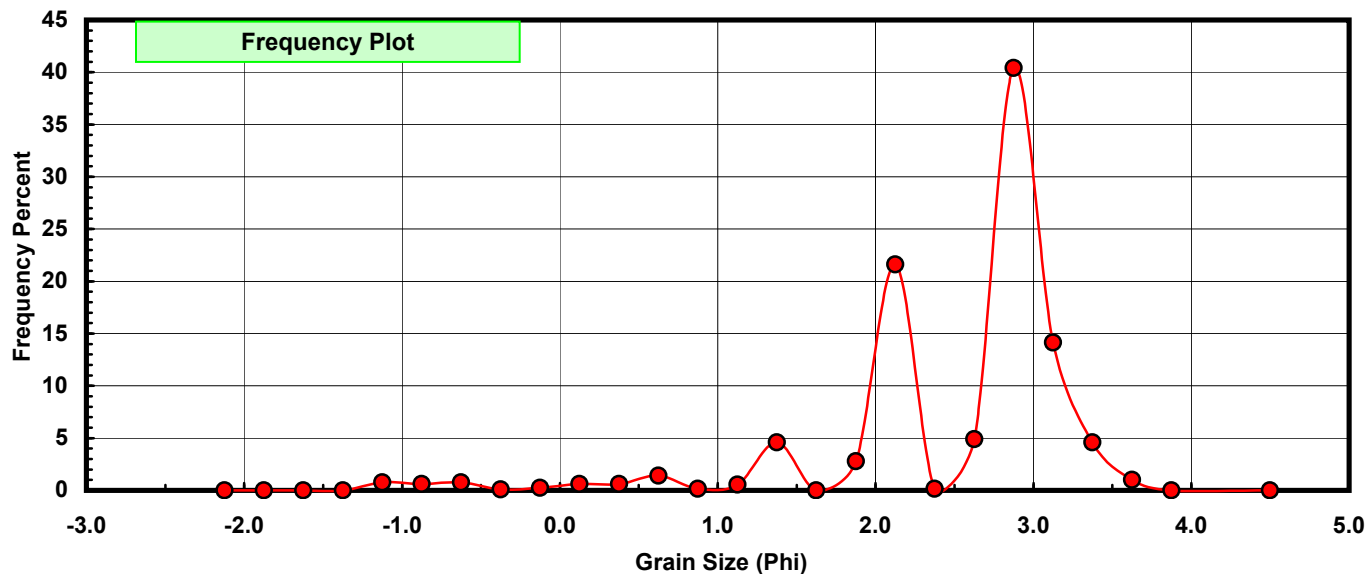
Sieve Size (phi)	Sieve Midpt (phi)	Weight (grams)	Freq Weight %	Cumulative Weight %
-2.00	-2.125	0.000	0.000	0.000
-1.75	-1.875	0.000	0.000	0.000
-1.50	-1.625	0.000	0.000	0.000
-1.25	-1.375	0.000	0.000	0.000
-1.00	-1.125	0.010	0.777	0.777
-0.75	-0.875	0.008	0.622	1.399
-0.50	-0.625	0.010	0.777	2.176
-0.25	-0.375	0.001	0.078	2.253
0.00	-0.125	0.003	0.233	2.486
0.25	0.125	0.008	0.622	3.108
0.50	0.375	0.008	0.622	3.730
0.75	0.625	0.018	1.399	5.128
1.00	0.875	0.002	0.155	5.284
1.25	1.125	0.007	0.544	5.828
1.50	1.375	0.059	4.584	10.412
1.75	1.625	0.000	0.000	10.412
2.00	1.875	0.036	2.797	13.209
2.25	2.125	0.278	21.601	34.810
2.50	2.375	0.002	0.155	34.965
2.75	2.625	0.063	4.895	39.860
3.00	2.875	0.520	40.404	80.264
3.25	3.125	0.182	14.141	94.406
3.50	3.375	0.059	4.584	98.990
3.75	3.625	0.013	1.010	100.000
4.00	3.875	0.000	0.000	100.000
5.00	4.500	0.000	0.000	100.000

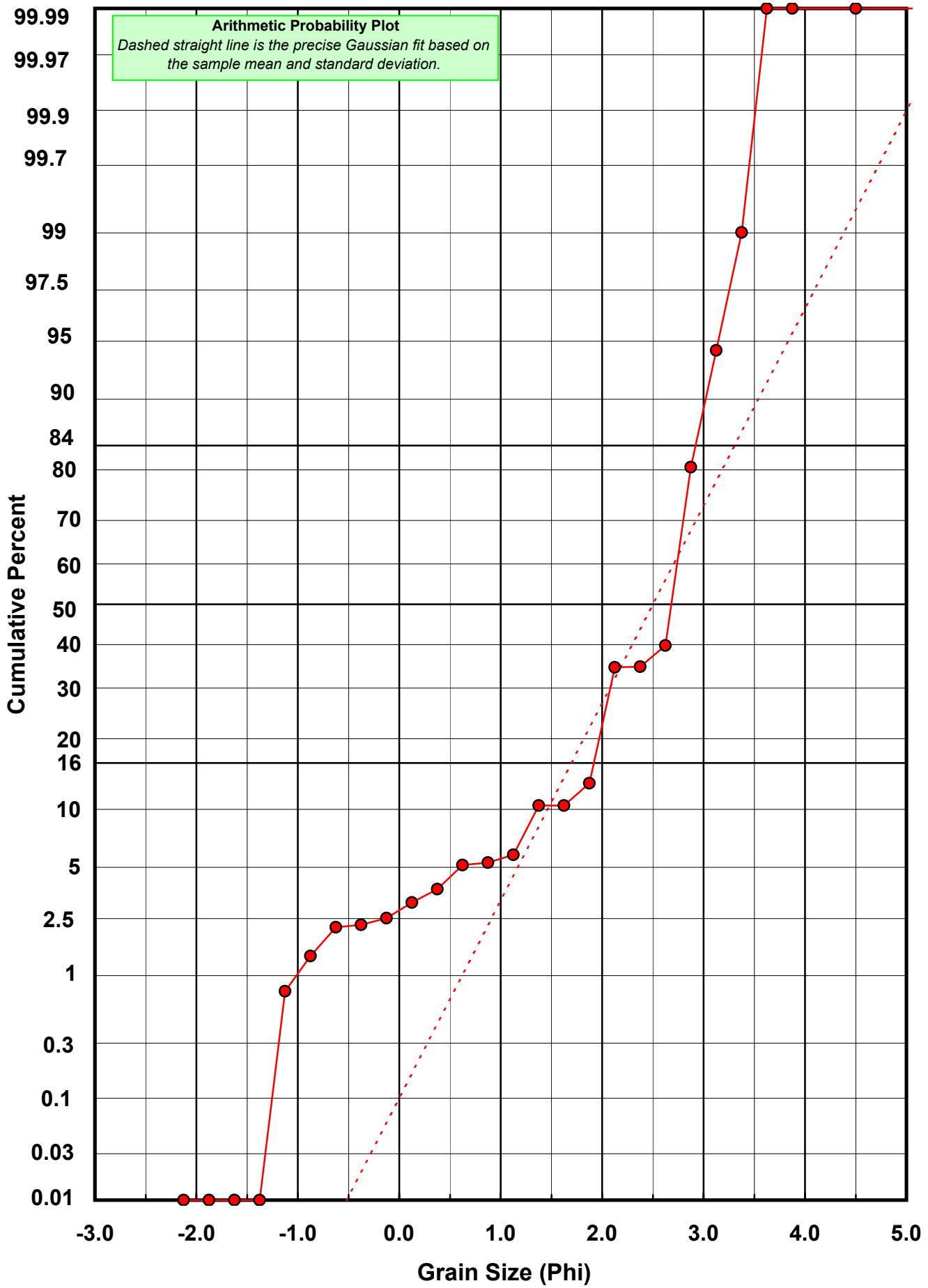
Statistical Results			
Mean:	2.5013	phi	(0.1766 mm)
Standard Dev:	0.8112	phi-units	(0.5699 mm)
Skewness:	-2.1503	dimensionless	
Kurtosis:	8.6403	dimensionless	
5th Moment:	-32.7549	dimensionless	
6th Moment:	132.8492	dimensionless	
RARD *	0.3243	dimensionless	
Median	2.6877	phi	(0.1552 mm)

* RARD = reciprocal absolute relative dispersion (see below)

Statistical Explanation	
Calculations based on the Method of Moments	
Skewness: 3rd Stand. Moment; Exact Gaussian = 0.0	
Kurtosis: 4th Stand. Moment; Exact Gaussian = 3.0	
For Further Explanation, See Calculation Sheets	
Millimeter data calculated by $mm = 2^{(-phi)}$	

Reciprocal Absolute Relative Dispersion (RARD) Scale	
< 0.5	Excellent homogeneity (e.g., beaches)
0.5 to 1.0	Good homogeneity
1.0 to 1.33	Fair homogeneity
> 1.33	Poor homogeneity (e.g., glacial)





Post-Digestion Grain Size Distribution

Onshore Grab Sample

Sample: DU-05-BB

Total Digested Mass: 62.537 grams

% Silica: 98.2 %

Sieve Size (phi)	Sieve Midpt (phi)	Weight (grams)	Freq Weight %	Cumulative Weight %
-2.00	-2.125	0.000	0.000	0.000
-1.75	-1.875	0.000	0.000	0.000
-1.50	-1.625	0.000	0.000	0.000
-1.25	-1.375	0.000	0.000	0.000
-1.00	-1.125	0.000	0.000	0.000
-0.75	-0.875	0.000	0.000	0.000
-0.50	-0.625	0.000	0.000	0.000
-0.25	-0.375	0.000	0.000	0.000
0.00	-0.125	0.000	0.000	0.000
0.25	0.125	0.006	0.010	0.010
0.50	0.375	0.028	0.045	0.054
0.75	0.625	0.066	0.106	0.160
1.00	0.875	0.416	0.665	0.825
1.25	1.125	0.789	1.262	2.087
1.50	1.375	1.690	2.702	4.789
1.75	1.625	3.247	5.192	9.981
2.00	1.875	5.963	9.535	19.516
2.25	2.125	9.508	15.204	34.720
2.50	2.375	15.532	24.836	59.557
2.75	2.625	16.326	26.106	85.663
3.00	2.875	6.657	10.645	96.308
3.25	3.125	1.620	2.590	98.898
3.50	3.375	0.412	0.659	99.557
3.75	3.625	0.210	0.336	99.893
4.00	3.875	0.067	0.107	100.000
5.00	4.500	0.000	0.000	100.000

Statistical Results			
Mean:	2.3450	phi	(0.1968 mm)
Standard Dev:	0.4515	phi-units	(0.7313 mm)
Skewness:	-0.6344	dimensionless	
Kurtosis:	3.9636	dimensionless	
5th Moment:	-5.9058	dimensionless	
6th Moment:	29.8862	dimensionless	
RARD *	0.1925	dimensionless	
Median	2.2788	phi	(0.2061 mm)

* RARD = reciprocal absolute relative dispersion (see below)

Statistical Explanation	
Calculations based on the Method of Moments	
Skewness: 3rd Stand. Moment; Exact Gaussian = 0.0	
Kurtosis: 4th Stand. Moment; Exact Gaussian = 3.0	
For Further Explanation, See Calculation Sheets	
Millimeter data calculated by $mm = 2^{(-phi)}$	

Reciprocal Absolute Relative Dispersion (RARD) Scale	
< 0.5	Excellent homogeneity (e.g., beaches)
0.5 to 1.0	Good homogeneity
1.0 to 1.33	Fair homogeneity
> 1.33	Poor homogeneity (e.g., glacial)

