

Onshore Grab Sample

Sample: DU-02-SS
Sample Taken By: J. Ladner
Sample Collected On: 12/4/02
Splits? N/A

County: Duval
Latitude: 30° 22' 33.4"
Longitude: 81° 23' 47.0"
Datum: WGS 84
Surf. Elev: N/A
Datum: N/A

Fine Data Summary

Total Sample Weight	56.819 grams
Total Fines in Sample	0.533 grams
Total Percent Fines	0.93 %

Dry Sieving Summary

Total Sample Weight	56.243 grams
Total Digested Weight	41.291 grams
Total Carbonate Weight	14.952 grams
Total Silica %	73.42 %
Total Carbonate %	26.58 %
Carbonate/Silica Ratio	0.362

General Comments:

None

Description

Worked By: C. Fischler
Reviewed and Edited By: M. Ladle

Pre-Digestion Grain Size Distribution

Onshore Grab Sample

Sample: DU-02-SS

Total Sample Mass: 56.243 grams

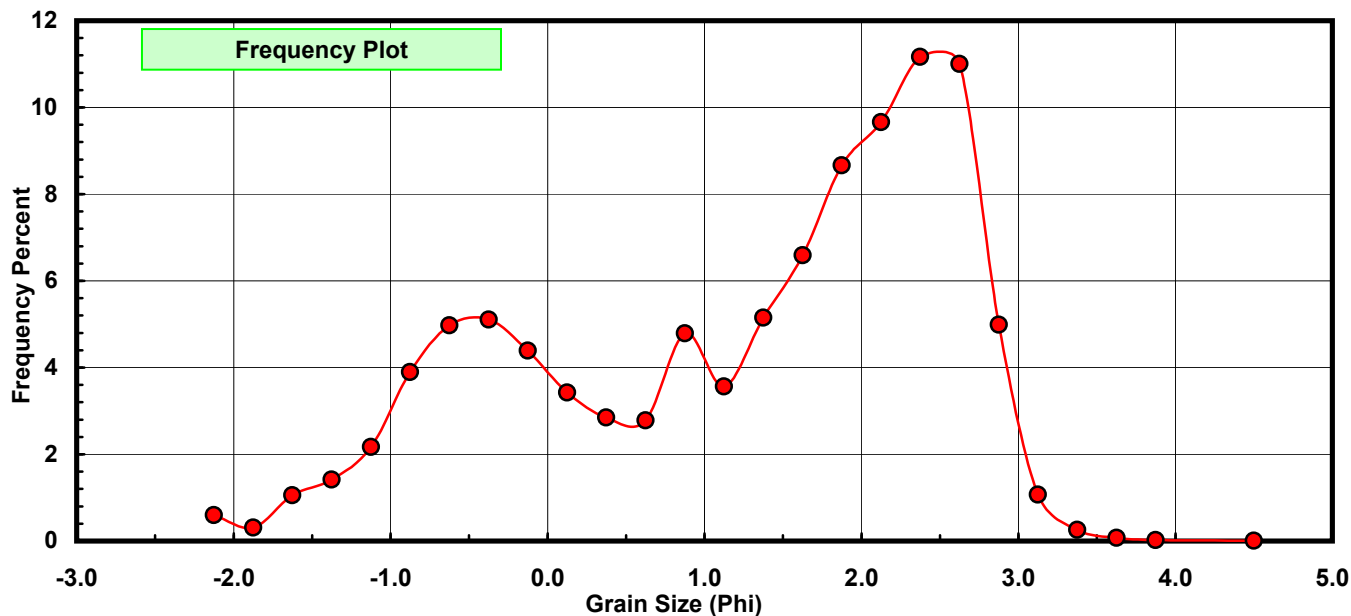
Sieve Size (phi)	Sieve Midpt (phi)	Weight (grams)	Freq Weight %	Cumulative Weight %
-2.00	-2.125	0.337	0.599	0.599
-1.75	-1.875	0.175	0.311	0.910
-1.50	-1.625	0.595	1.058	1.968
-1.25	-1.375	0.798	1.419	3.387
-1.00	-1.125	1.221	2.171	5.558
-0.75	-0.875	2.191	3.896	9.454
-0.50	-0.625	2.797	4.973	14.427
-0.25	-0.375	2.872	5.106	19.533
0.00	-0.125	2.471	4.393	23.927
0.25	0.125	1.927	3.426	27.353
0.50	0.375	1.604	2.852	30.205
0.75	0.625	1.565	2.783	32.987
1.00	0.875	2.693	4.788	37.775
1.25	1.125	2.003	3.561	41.337
1.50	1.375	2.898	5.153	46.489
1.75	1.625	3.708	6.593	53.082
2.00	1.875	4.873	8.664	61.746
2.25	2.125	5.432	9.658	71.404
2.50	2.375	6.280	11.166	82.570
2.75	2.625	6.189	11.004	93.574
3.00	2.875	2.806	4.989	98.563
3.25	3.125	0.602	1.070	99.634
3.50	3.375	0.146	0.260	99.893
3.75	3.625	0.041	0.073	99.966
4.00	3.875	0.013	0.023	99.989
5.00	4.500	0.006	0.011	100.000

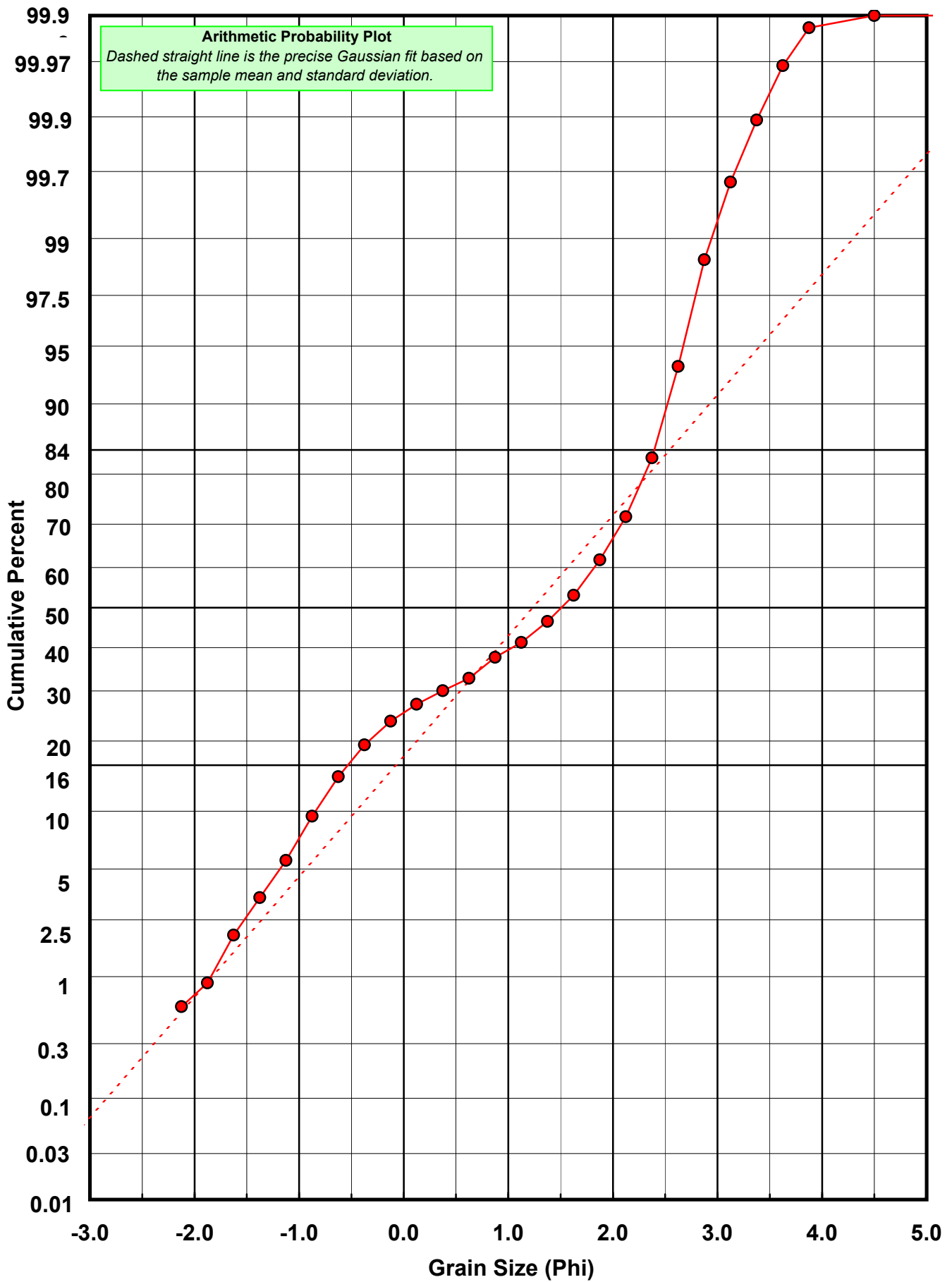
Statistical Results			
Mean:	1.2342	phi	(0.4251 mm)
Standard Dev:	1.3207	phi-units	(0.4003 mm)
Skewness:	-0.5717	dimensionless	
Kurtosis:	2.1078	dimensionless	
5th Moment:	-2.6360	dimensionless	
6th Moment:	6.7724	dimensionless	
RARD *	1.0701	dimensionless	
Median	1.5081	phi	(0.3516 mm)

* RARD = reciprocal absolute relative dispersion (see below)

Statistical Explanation
Calculations based on the Method of Moments
Skewness: 3rd Stand. Moment; Exact Gaussian = 0.0
Kurtosis: 4th Stand. Moment; Exact Gaussian = 3.0
For Further Explanation, See Calculation Sheets
Millimeter data calculated by $mm = 2^{(-phi)}$

Reciprocal Absolute Relative Dispersion (RARD) Scale	
< 0.5	Excellent homogeneity (e.g., beaches)
0.5 to 1.0	Good homogeneity
1.0 to 1.33	Fair homogeneity
> 1.33	Poor homogeneity (e.g., glacial)





Carbonate Grain Size Distribution

Onshore Grab Sample

Sample: DU-02-SS

Total Carbonate Mass: 15.374 grams

% Carbonate: 26.6 %

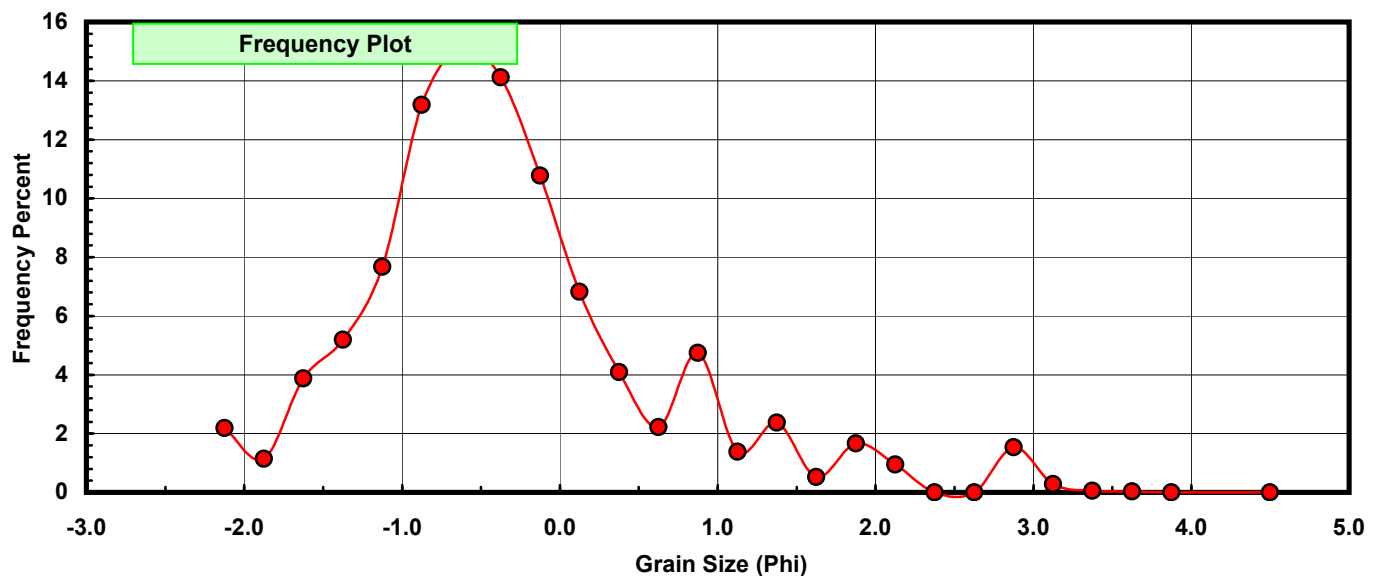
Sieve Size (phi)	Sieve Midpt (phi)	Weight (grams)	Freq Weight %	Cumulative Weight %
-2.00	-2.125	0.337	2.192	2.192
-1.75	-1.875	0.175	1.138	3.330
-1.50	-1.625	0.595	3.870	7.200
-1.25	-1.375	0.798	5.191	12.391
-1.00	-1.125	1.180	7.675	20.066
-0.75	-0.875	2.026	13.178	33.244
-0.50	-0.625	2.333	15.175	48.419
-0.25	-0.375	2.171	14.121	62.541
0.00	-0.125	1.656	10.771	73.312
0.25	0.125	1.050	6.830	80.142
0.50	0.375	0.629	4.091	84.233
0.75	0.625	0.342	2.225	86.458
1.00	0.875	0.730	4.748	91.206
1.25	1.125	0.213	1.385	92.591
1.50	1.375	0.364	2.368	94.959
1.75	1.625	0.080	0.520	95.479
2.00	1.875	0.256	1.665	97.145
2.25	2.125	0.145	0.943	98.088
2.50	2.375	0.000	0.000	98.088
2.75	2.625	0.000	0.000	98.088
3.00	2.875	0.236	1.535	99.623
3.25	3.125	0.044	0.286	99.909
3.50	3.375	0.009	0.059	99.967
3.75	3.625	0.005	0.033	100.000
4.00	3.875	0.000	0.000	100.000
5.00	4.500	0.000	0.000	100.000

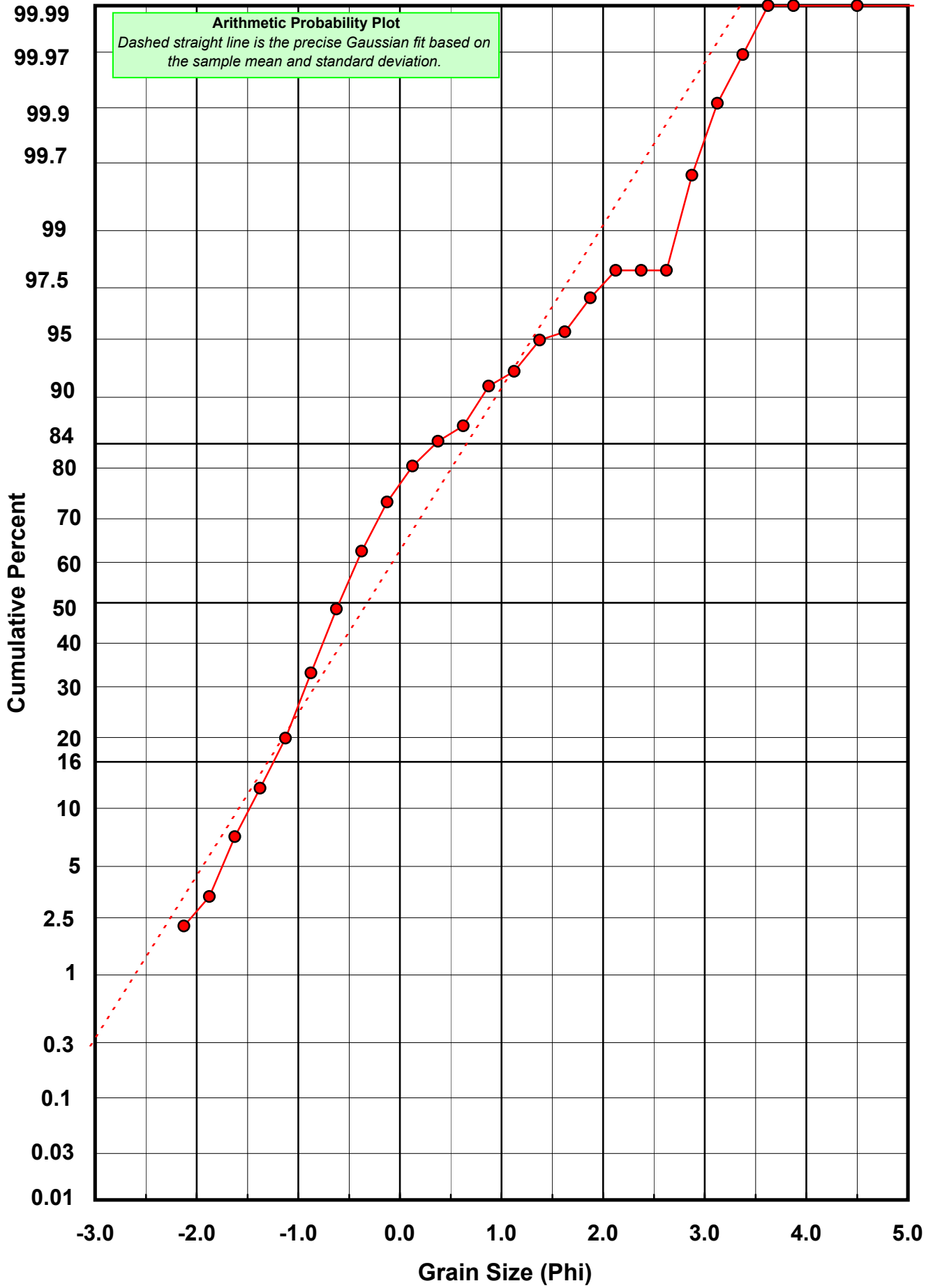
Statistical Results			
Mean:	-0.3217	phi	(1.2498 mm)
Standard Dev:	0.9863	phi-units	(0.5048 mm)
Skewness:	1.0210	dimensionless	
Kurtosis:	4.4073	dimensionless	
5th Moment:	10.1431	dimensionless	
6th Moment:	35.0069	dimensionless	
RARD *	3.0661	dimensionless	
Median	-0.5970	phi	(1.5126 mm)

* RARD = reciprocal absolute relative dispersion (see below)

Statistical Explanation	
Calculations based on the Method of Moments	
Skewness: 3rd Stand. Moment; Exact Gaussian = 0.0	
Kurtosis: 4th Stand. Moment; Exact Gaussian = 3.0	
For Further Explanation, See Calculation Sheets	
Millimeter data calculated by $mm = 2^{(-phi)}$	

Reciprocal Absolute Relative Dispersion (RARD) Scale	
< 0.5	Excellent homogeneity (e.g., beaches)
0.5 to 1.0	Good homogeneity
1.0 to 1.33	Fair homogeneity
> 1.33	Poor homogeneity (e.g., glacial)





Post-Digestion Grain Size Distribution

Onshore Grab Sample

Sample: DU-02-SS

Total Digested Mass: 41.285 grams

% Silica: 73.4 %

Sieve Size (phi)	Sieve Midpt (phi)	Weight (grams)	Freq Weight %	Cumulative Weight %
-2.00	-2.125	0.000	0.000	0.000
-1.75	-1.875	0.000	0.000	0.000
-1.50	-1.625	0.000	0.000	0.000
-1.25	-1.375	0.000	0.000	0.000
-1.00	-1.125	0.041	0.099	0.099
-0.75	-0.875	0.165	0.400	0.499
-0.50	-0.625	0.464	1.124	1.623
-0.25	-0.375	0.701	1.698	3.321
0.00	-0.125	0.815	1.974	5.295
0.25	0.125	0.877	2.124	7.419
0.50	0.375	0.975	2.362	9.781
0.75	0.625	1.223	2.962	12.743
1.00	0.875	1.963	4.755	17.498
1.25	1.125	1.790	4.336	21.834
1.50	1.375	2.534	6.138	27.971
1.75	1.625	3.628	8.788	36.759
2.00	1.875	4.617	11.183	47.942
2.25	2.125	5.287	12.806	60.748
2.50	2.375	6.563	15.897	76.645
2.75	2.625	6.324	15.318	91.963
3.00	2.875	2.570	6.225	98.188
3.25	3.125	0.558	1.352	99.540
3.50	3.375	0.137	0.332	99.872
3.75	3.625	0.036	0.087	99.959
4.00	3.875	0.017	0.041	100.000
5.00	4.500	0.000	0.000	100.000

Statistical Results			
Mean:	1.8258	phi	(0.2821 mm)
Standard Dev:	0.8815	phi-units	(0.5428 mm)
Skewness:	-0.9826	dimensionless	
Kurtosis:	3.3962	dimensionless	
5th Moment:	-6.8343	dimensionless	
6th Moment:	19.2678	dimensionless	
RARD *	0.4828	dimensionless	
Median	1.9152	phi	(0.2651 mm)

* RARD = reciprocal absolute relative dispersion (see below)

Statistical Explanation	
Calculations based on the Method of Moments	
Skewness: 3rd Stand. Moment; Exact Gaussian = 0.0	
Kurtosis: 4th Stand. Moment; Exact Gaussian = 3.0	
For Further Explanation, See Calculation Sheets	
Millimeter data calculated by $mm = 2^{(-phi)}$	

Reciprocal Absolute Relative Dispersion (RARD) Scale	
< 0.5	Excellent homogeneity (e.g., beaches)
0.5 to 1.0	Good homogeneity
1.0 to 1.33	Fair homogeneity
> 1.33	Poor homogeneity (e.g., glacial)

