

Onshore Grab Sample

Sample: DU-02-MB
Sample Taken By: J. Ladner
Sample Collected On: 12/4/02
Splits? N/A

County: Duval
Latitude: 30° 22' 33.8"
Longitude: 81° 23' 49.6"
Datum: WGS 84
Surf. Elev: N/A
Datum: N/A

Fine Data Summary

Total Sample Weight 47.901 grams
Total Fines in Sample 0.172 grams
Total Percent Fines 0.36 %

Dry Sieving Summary

Total Sample Weight 47.684 grams
Total Digested Weight 45.340 grams
Total Carbonate Weight 2.344 grams
Total Silica % 95.08 %
Total Carbonate % 4.92 %
Carbonate/Silica Ratio 0.052

General Comments:

None

Description

Worked By: C. Fischler
Reviewed and Edited By: M. Ladle

Pre-Digestion Grain Size Distribution

Onshore Grab Sample

Sample: DU-02-MB

Total Sample Mass: 47.684 grams

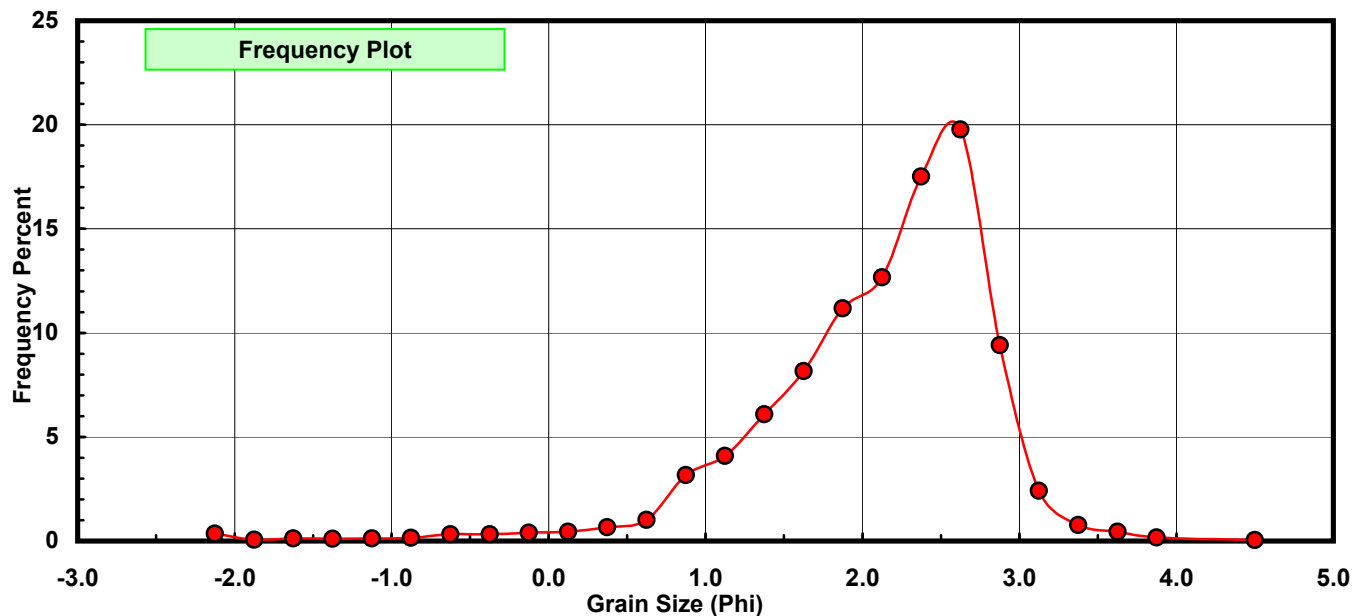
Sieve Size (phi)	Sieve Midpt (phi)	Weight (grams)	Freq Weight %	Cumulative Weight %
-2.00	-2.125	0.170	0.357	0.357
-1.75	-1.875	0.028	0.059	0.415
-1.50	-1.625	0.062	0.130	0.545
-1.25	-1.375	0.049	0.103	0.648
-1.00	-1.125	0.057	0.120	0.768
-0.75	-0.875	0.072	0.151	0.919
-0.50	-0.625	0.151	0.317	1.235
-0.25	-0.375	0.155	0.325	1.560
0.00	-0.125	0.191	0.401	1.961
0.25	0.125	0.213	0.447	2.408
0.50	0.375	0.318	0.667	3.074
0.75	0.625	0.486	1.019	4.094
1.00	0.875	1.508	3.162	7.256
1.25	1.125	1.950	4.089	11.346
1.50	1.375	2.905	6.092	17.438
1.75	1.625	3.891	8.160	25.598
2.00	1.875	5.327	11.171	36.769
2.25	2.125	6.043	12.673	49.442
2.50	2.375	8.353	17.517	66.960
2.75	2.625	9.429	19.774	86.733
3.00	2.875	4.488	9.412	96.145
3.25	3.125	1.153	2.418	98.563
3.50	3.375	0.369	0.774	99.337
3.75	3.625	0.210	0.440	99.778
4.00	3.875	0.083	0.174	99.952
5.00	4.500	0.023	0.048	100.000

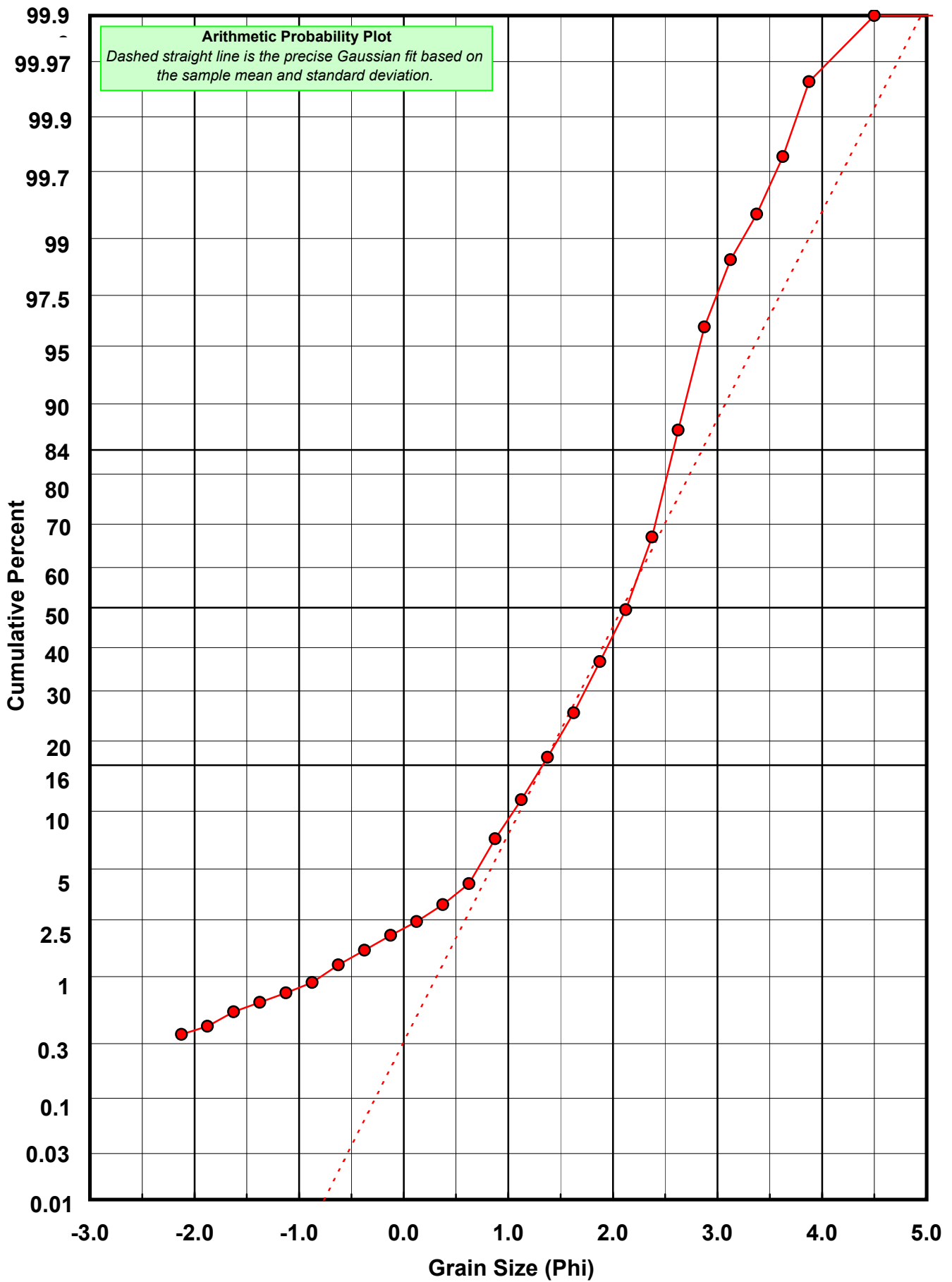
Statistical Results			
Mean:	2.0919	phi	(0.2346 mm)
Standard Dev:	0.7664	phi-units	(0.5879 mm)
Skewness:	-1.6335	dimensionless	
Kurtosis:	8.1726	dimensionless	
5th Moment:	-33.7614	dimensionless	
6th Moment:	168.1319	dimensionless	
RARD *	0.3664	dimensionless	
Median	2.1330	phi	(0.228 mm)

* RARD = reciprocal absolute relative dispersion (see below)

Statistical Explanation
Calculations based on the Method of Moments
Skewness: 3rd Stand. Moment; Exact Gaussian = 0.0
Kurtosis: 4th Stand. Moment; Exact Gaussian = 3.0
For Further Explanation, See Calculation Sheets
Millimeter data calculated by $mm = 2^{(-phi)}$

Reciprocal Absolute Relative Dispersion (RARD) Scale	
< 0.5	Excellent homogeneity (e.g., beaches)
0.5 to 1.0	Good homogeneity
1.0 to 1.33	Fair homogeneity
> 1.33	Poor homogeneity (e.g., glacial)





Carbonate Grain Size Distribution

Onshore Grab Sample

Sample: DU-02-MB

Total Carbonate Mass: 2.744 grams

% Carbonate: 4.9 %

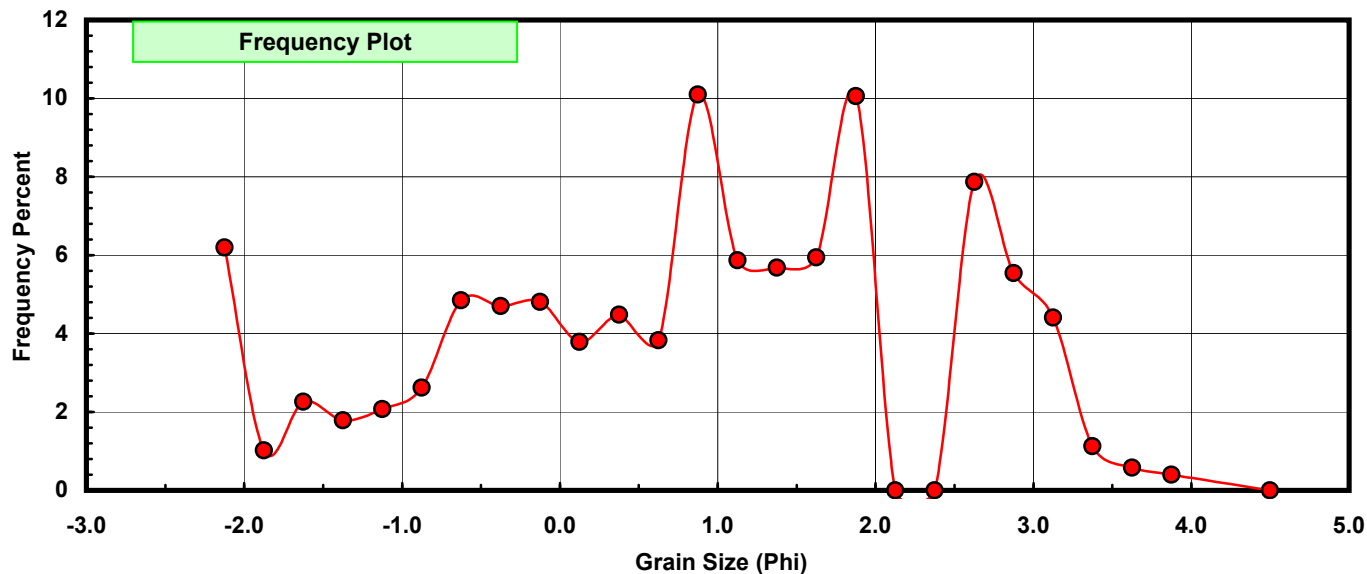
Sieve Size (phi)	Sieve Midpt (phi)	Weight (grams)	Freq Weight %	Cumulative Weight %
-2.00	-2.125	0.170	6.195	6.195
-1.75	-1.875	0.028	1.020	7.216
-1.50	-1.625	0.062	2.259	9.475
-1.25	-1.375	0.049	1.786	11.261
-1.00	-1.125	0.057	2.077	13.338
-0.75	-0.875	0.072	2.624	15.962
-0.50	-0.625	0.133	4.847	20.809
-0.25	-0.375	0.129	4.701	25.510
0.00	-0.125	0.132	4.810	30.321
0.25	0.125	0.104	3.790	34.111
0.50	0.375	0.123	4.483	38.593
0.75	0.625	0.105	3.827	42.420
1.00	0.875	0.277	10.095	52.515
1.25	1.125	0.161	5.867	58.382
1.50	1.375	0.156	5.685	64.067
1.75	1.625	0.163	5.940	70.007
2.00	1.875	0.276	10.058	80.066
2.25	2.125	0.000	0.000	80.066
2.50	2.375	0.000	0.000	80.066
2.75	2.625	0.216	7.872	87.937
3.00	2.875	0.152	5.539	93.477
3.25	3.125	0.121	4.410	97.886
3.50	3.375	0.031	1.130	99.016
3.75	3.625	0.016	0.583	99.599
4.00	3.875	0.011	0.401	100.000
5.00	4.500	0.000	0.000	100.000

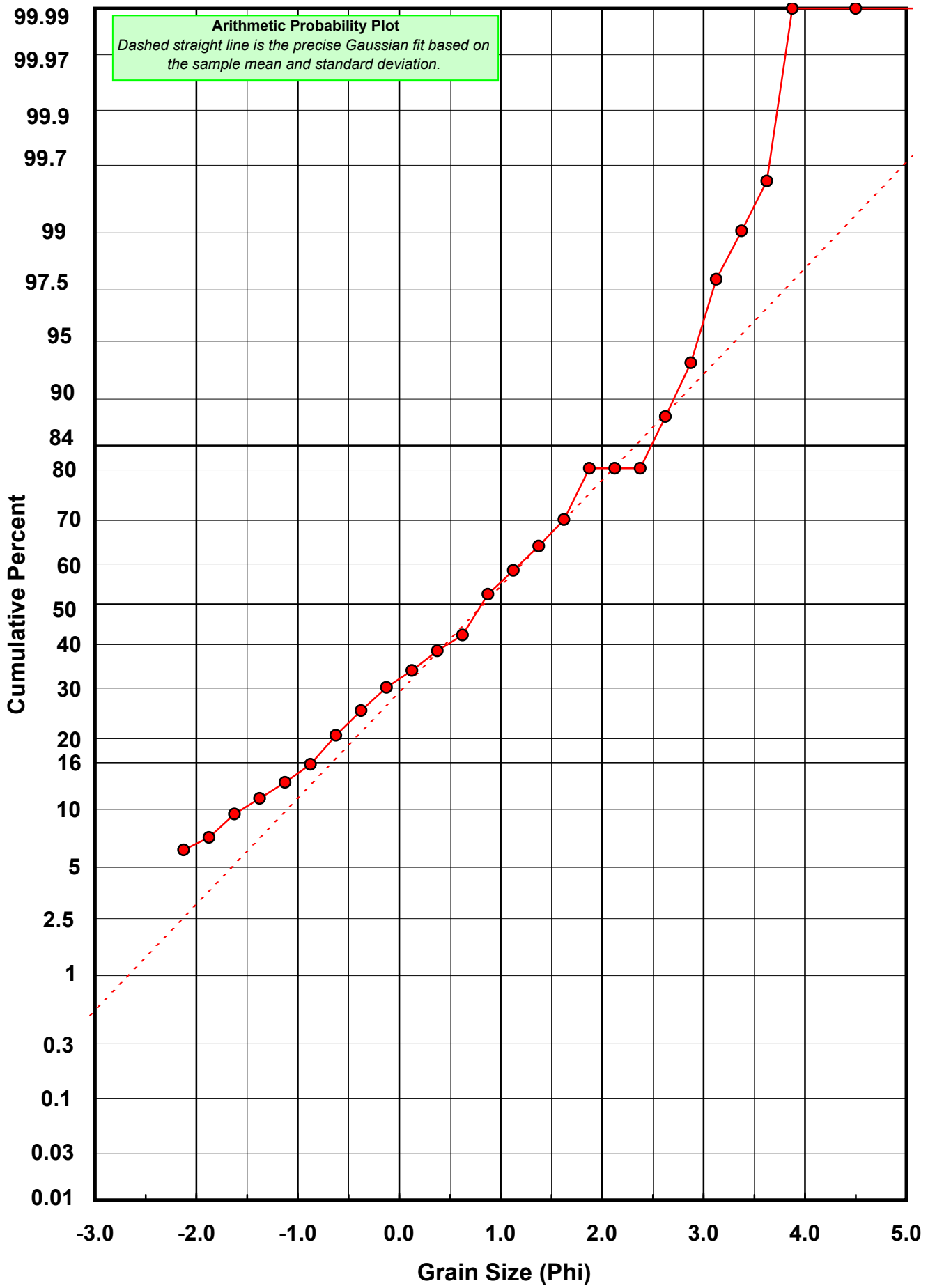
Statistical Results			
Mean:	0.8293	phi	(0.5628 mm)
Standard Dev:	1.5106	phi-units	(0.351 mm)
Skewness:	-0.2477	dimensionless	
Kurtosis:	2.2541	dimensionless	
5th Moment:	-1.2891	dimensionless	
6th Moment:	6.4787	dimensionless	
RARD *	1.8216	dimensionless	
Median	0.8127	phi	(0.5693 mm)

* RARD = reciprocal absolute relative dispersion (see below)

Statistical Explanation	
Calculations based on the Method of Moments	
Skewness: 3rd Stand. Moment; Exact Gaussian = 0.0	
Kurtosis: 4th Stand. Moment; Exact Gaussian = 3.0	
For Further Explanation, See Calculation Sheets	
Millimeter data calculated by $mm = 2^{(-phi)}$	

Reciprocal Absolute Relative Dispersion (RARD) Scale	
< 0.5	Excellent homogeneity (e.g., beaches)
0.5 to 1.0	Good homogeneity
1.0 to 1.33	Fair homogeneity
> 1.33	Poor homogeneity (e.g., glacial)





Post-Digestion Grain Size Distribution

Onshore Grab Sample

Sample: DU-02-MB

Total Digested Mass: 45.322 grams

% Silica: 95.1 %

Sieve Size (phi)	Sieve Midpt (phi)	Weight (grams)	Freq Weight %	Cumulative Weight %
-2.00	-2.125	0.000	0.000	0.000
-1.75	-1.875	0.000	0.000	0.000
-1.50	-1.625	0.000	0.000	0.000
-1.25	-1.375	0.000	0.000	0.000
-1.00	-1.125	0.000	0.000	0.000
-0.75	-0.875	0.000	0.000	0.000
-0.50	-0.625	0.018	0.040	0.040
-0.25	-0.375	0.026	0.057	0.097
0.00	-0.125	0.059	0.130	0.227
0.25	0.125	0.109	0.241	0.468
0.50	0.375	0.195	0.430	0.898
0.75	0.625	0.381	0.841	1.739
1.00	0.875	1.231	2.716	4.455
1.25	1.125	1.789	3.947	8.402
1.50	1.375	2.749	6.065	14.468
1.75	1.625	3.728	8.226	22.693
2.00	1.875	5.051	11.145	33.838
2.25	2.125	6.163	13.598	47.436
2.50	2.375	8.638	19.059	66.495
2.75	2.625	9.213	20.328	86.823
3.00	2.875	4.336	9.567	96.390
3.25	3.125	1.032	2.277	98.667
3.50	3.375	0.338	0.746	99.413
3.75	3.625	0.194	0.428	99.841
4.00	3.875	0.072	0.159	100.000
5.00	4.500	0.000	0.000	100.000

Statistical Results			
Mean:	2.1690	phi	(0.2224 mm)
Standard Dev:	0.6084	phi-units	(0.6559 mm)
Skewness:	-0.6889	dimensionless	
Kurtosis:	3.5392	dimensionless	
5th Moment:	-6.2909	dimensionless	
6th Moment:	26.1514	dimensionless	
RARD *	0.2805	dimensionless	
Median	2.1586	phi	(0.224 mm)

* RARD = reciprocal absolute relative dispersion (see below)

Statistical Explanation	
Calculations based on the Method of Moments	
Skewness: 3rd Stand. Moment; Exact Gaussian = 0.0	
Kurtosis: 4th Stand. Moment; Exact Gaussian = 3.0	
For Further Explanation, See Calculation Sheets	
Millimeter data calculated by $mm = 2^{(-phi)}$	

Reciprocal Absolute Relative Dispersion (RARD) Scale	
< 0.5	Excellent homogeneity (e.g., beaches)
0.5 to 1.0	Good homogeneity
1.0 to 1.33	Fair homogeneity
> 1.33	Poor homogeneity (e.g., glacial)

