

Onshore Grab Sample

Sample: DU-01-SS
Sample Taken By: J. Ladner
Sample Collected On: 12/4/02
Splits? N/A

County: Duval
Latitude: 30° 23' 28.7"
Longitude: 81° 23' 38.0"
Datum: WGS 84
Surf. Elev: N/A
Datum: N/A

Fine Data Summary

Total Sample Weight 51.716 grams
Total Fines in Sample 0.481 grams
Total Percent Fines 0.92 %

Dry Sieving Summary

Total Sample Weight 51.239 grams
Total Digested Weight 44.398 grams
Total Carbonate Weight 6.841 grams
Total Silica % 86.65 %
Total Carbonate % 13.35 %
Carbonate/Silica Ratio 0.154

General Comments:

None

Description

Worked By: C. Fischler
Reviewed and Edited By: M. Ladle

Pre-Digestion Grain Size Distribution

Onshore Grab Sample

Sample: DU-01-SS

Total Sample Mass: 51.239 grams

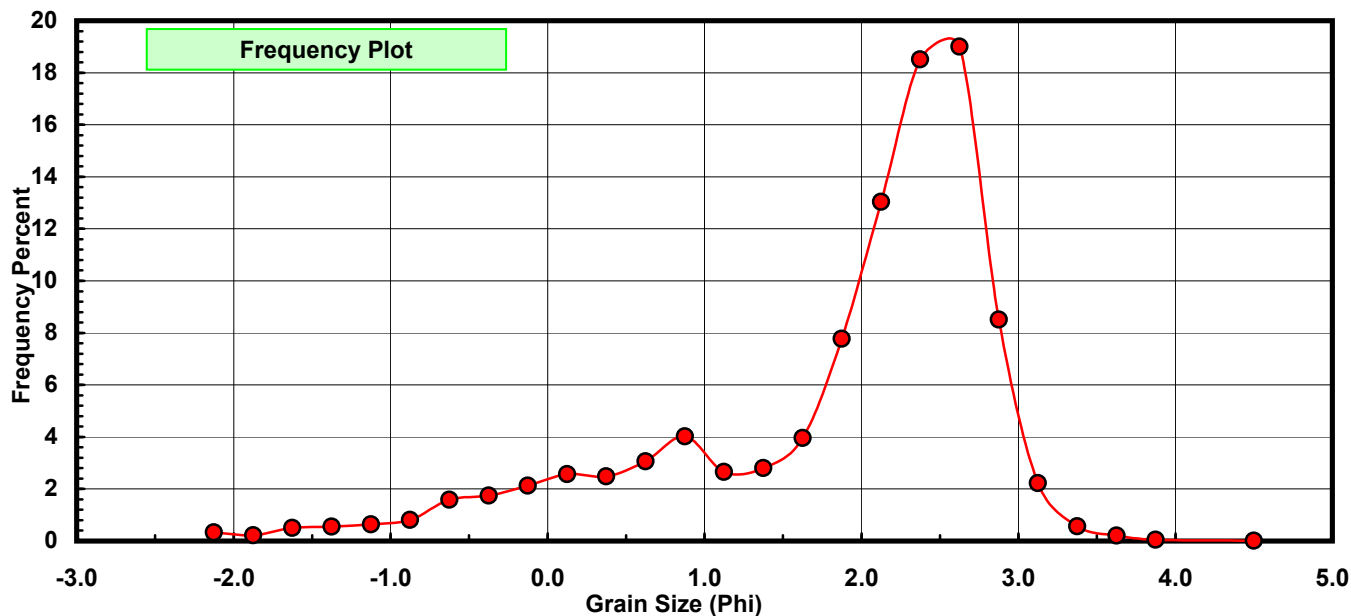
Sieve Size (phi)	Sieve Midpt (phi)	Weight (grams)	Freq Weight %	Cumulative Weight %
-2.00	-2.125	0.172	0.336	0.336
-1.75	-1.875	0.115	0.224	0.560
-1.50	-1.625	0.256	0.500	1.060
-1.25	-1.375	0.281	0.548	1.608
-1.00	-1.125	0.329	0.642	2.250
-0.75	-0.875	0.419	0.818	3.068
-0.50	-0.625	0.812	1.585	4.653
-0.25	-0.375	0.893	1.743	6.396
0.00	-0.125	1.091	2.129	8.525
0.25	0.125	1.318	2.572	11.097
0.50	0.375	1.272	2.482	13.579
0.75	0.625	1.569	3.062	16.642
1.00	0.875	2.062	4.024	20.666
1.25	1.125	1.361	2.656	23.322
1.50	1.375	1.440	2.810	26.132
1.75	1.625	2.029	3.960	30.092
2.00	1.875	3.984	7.775	37.868
2.25	2.125	6.678	13.033	50.901
2.50	2.375	9.487	18.515	69.416
2.75	2.625	9.735	18.999	88.415
3.00	2.875	4.362	8.513	96.928
3.25	3.125	1.140	2.225	99.153
3.50	3.375	0.293	0.572	99.725
3.75	3.625	0.108	0.211	99.936
4.00	3.875	0.027	0.053	99.988
5.00	4.500	0.006	0.012	100.000

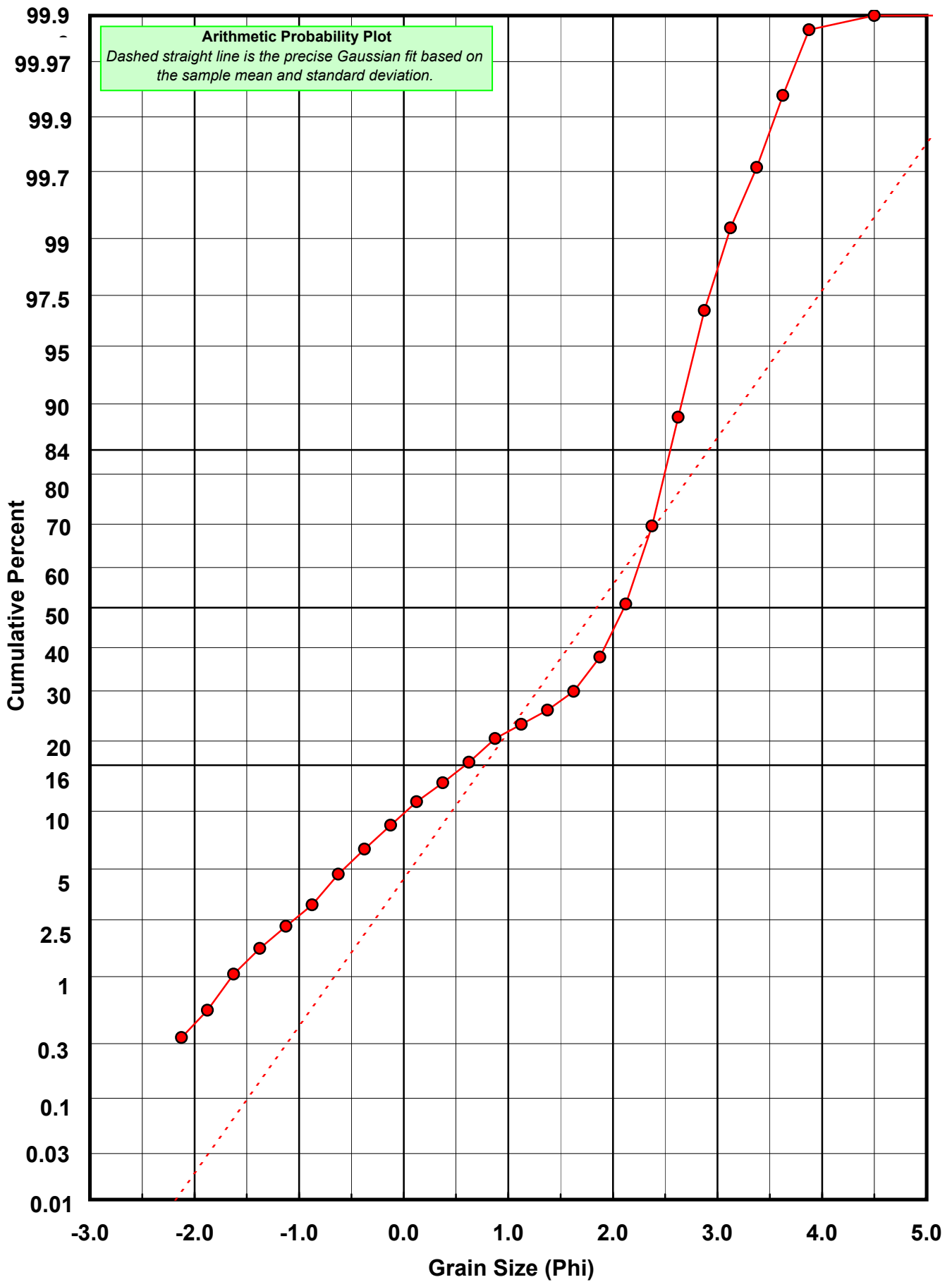
Statistical Results			
Mean:	1.8443	phi	(0.2785 mm)
Standard Dev:	1.0812	phi-units	(0.4726 mm)
Skewness:	-1.3364	dimensionless	
Kurtosis:	4.1914	dimensionless	
5th Moment:	-10.5997	dimensionless	
6th Moment:	31.9421	dimensionless	
RARD *	0.5862	dimensionless	
Median	2.1077	phi	(0.232 mm)

* RARD = reciprocal absolute relative dispersion (see below)

Statistical Explanation
Calculations based on the Method of Moments
Skewness: 3rd Stand. Moment; Exact Gaussian = 0.0
Kurtosis: 4th Stand. Moment; Exact Gaussian = 3.0
For Further Explanation, See Calculation Sheets
Millimeter data calculated by $mm = 2^{(-\phi)}$

Reciprocal Absolute Relative Dispersion (RARD) Scale	
< 0.5	Excellent homogeneity (e.g., beaches)
0.5 to 1.0	Good homogeneity
1.0 to 1.33	Fair homogeneity
> 1.33	Poor homogeneity (e.g., glacial)





Carbonate Grain Size Distribution

Onshore Grab Sample

Sample: DU-01-SS

Total Carbonate Mass: 6.944 grams

% Carbonate: 13.4 %

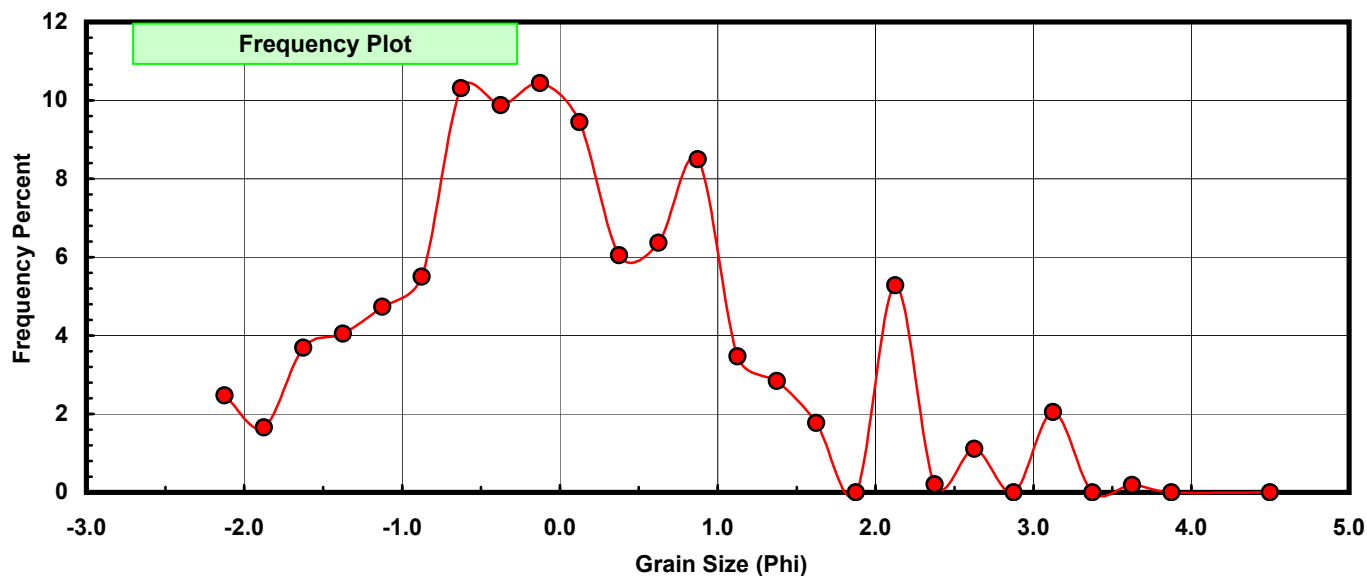
Sieve Size (phi)	Sieve Midpt (phi)	Weight (grams)	Freq Weight %	Cumulative Weight %
-2.00	-2.125	0.172	2.477	2.477
-1.75	-1.875	0.115	1.656	4.133
-1.50	-1.625	0.256	3.687	7.820
-1.25	-1.375	0.281	4.047	11.866
-1.00	-1.125	0.329	4.738	16.604
-0.75	-0.875	0.382	5.501	22.105
-0.50	-0.625	0.716	10.311	32.416
-0.25	-0.375	0.686	9.879	42.296
0.00	-0.125	0.725	10.441	52.736
0.25	0.125	0.656	9.447	62.183
0.50	0.375	0.420	6.048	68.232
0.75	0.625	0.442	6.365	74.597
1.00	0.875	0.590	8.497	83.093
1.25	1.125	0.241	3.471	86.564
1.50	1.375	0.197	2.837	89.401
1.75	1.625	0.123	1.771	91.172
2.00	1.875	0.000	0.000	91.172
2.25	2.125	0.367	5.285	96.457
2.50	2.375	0.014	0.202	96.659
2.75	2.625	0.077	1.109	97.768
3.00	2.875	0.000	0.000	97.768
3.25	3.125	0.142	2.045	99.813
3.50	3.375	0.000	0.000	99.813
3.75	3.625	0.013	0.187	100.000
4.00	3.875	0.000	0.000	100.000
5.00	4.500	0.000	0.000	100.000

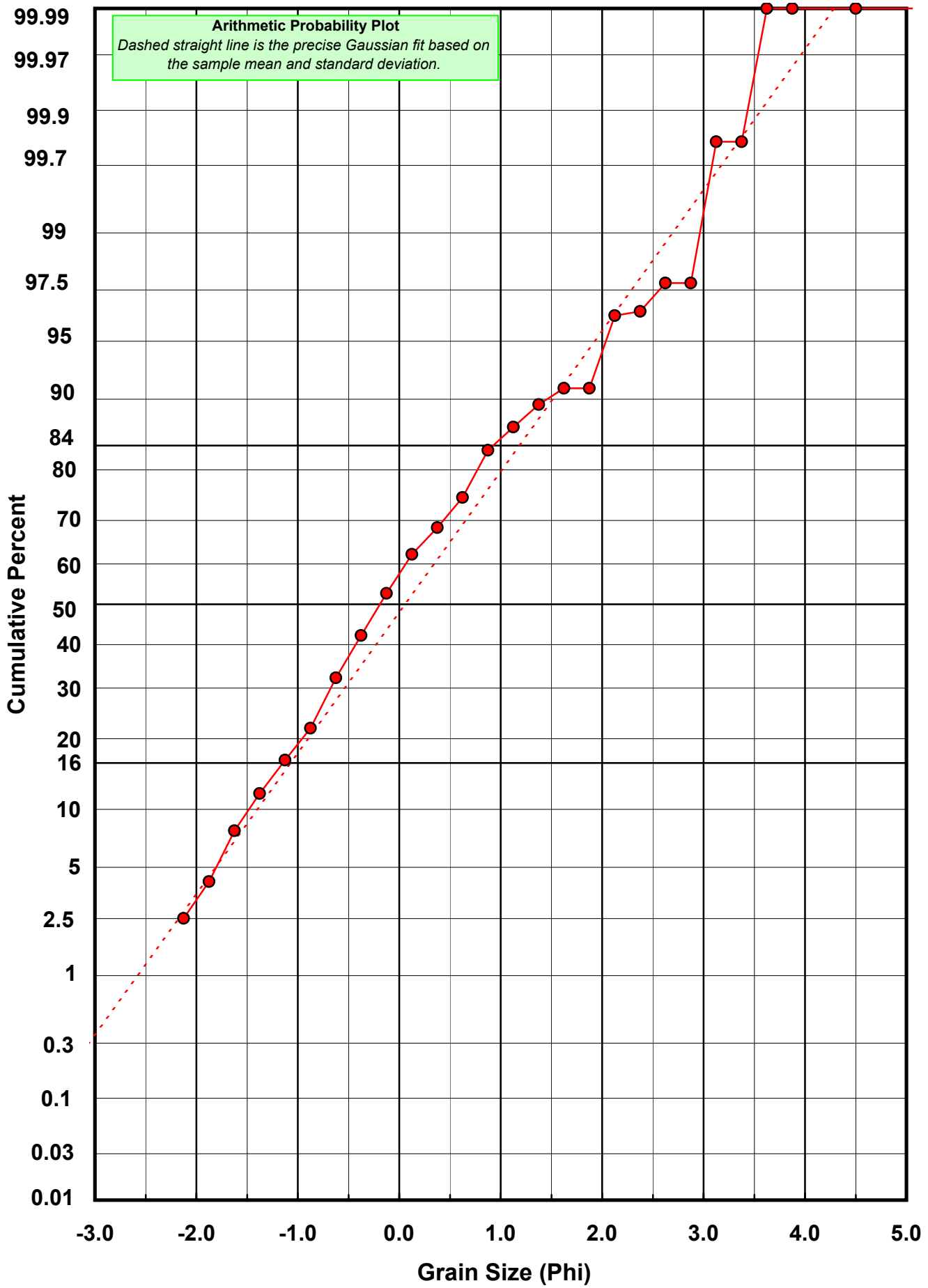
Statistical Results			
Mean:	0.0571	phi	(0.9612 mm)
Standard Dev:	1.1373	phi-units	(0.4546 mm)
Skewness:	0.5138	dimensionless	
Kurtosis:	3.1809	dimensionless	
5th Moment:	4.0978	dimensionless	
6th Moment:	15.6734	dimensionless	
RARD *	19.9058	dimensionless	
Median	-0.1905	phi	(1.1412 mm)

* RARD = reciprocal absolute relative dispersion (see below)

Statistical Explanation	
Calculations based on the Method of Moments	
Skewness: 3rd Stand. Moment; Exact Gaussian = 0.0	
Kurtosis: 4th Stand. Moment; Exact Gaussian = 3.0	
For Further Explanation, See Calculation Sheets	
Millimeter data calculated by $mm = 2^{(-phi)}$	

Reciprocal Absolute Relative Dispersion (RARD) Scale	
< 0.5	Excellent homogeneity (e.g., beaches)
0.5 to 1.0	Good homogeneity
1.0 to 1.33	Fair homogeneity
> 1.33	Poor homogeneity (e.g., glacial)





Post-Digestion Grain Size Distribution

Onshore Grab Sample

Sample: DU-01-SS

Total Digested Mass: 44.389 grams

% Silica: 86.6 %

Sieve Size (phi)	Sieve Midpt (phi)	Weight (grams)	Freq Weight %	Cumulative Weight %
-2.00	-2.125	0.000	0.000	0.000
-1.75	-1.875	0.000	0.000	0.000
-1.50	-1.625	0.000	0.000	0.000
-1.25	-1.375	0.000	0.000	0.000
-1.00	-1.125	0.000	0.000	0.000
-0.75	-0.875	0.037	0.083	0.083
-0.50	-0.625	0.096	0.216	0.300
-0.25	-0.375	0.207	0.466	0.766
0.00	-0.125	0.366	0.825	1.590
0.25	0.125	0.662	1.491	3.082
0.50	0.375	0.852	1.919	5.001
0.75	0.625	1.127	2.539	7.540
1.00	0.875	1.472	3.316	10.856
1.25	1.125	1.120	2.523	13.379
1.50	1.375	1.243	2.800	16.180
1.75	1.625	1.906	4.294	20.474
2.00	1.875	4.025	9.068	29.541
2.25	2.125	6.311	14.217	43.759
2.50	2.375	9.473	21.341	65.099
2.75	2.625	9.658	21.758	86.857
3.00	2.875	4.415	9.946	96.803
3.25	3.125	0.998	2.248	99.052
3.50	3.375	0.295	0.665	99.716
3.75	3.625	0.095	0.214	99.930
4.00	3.875	0.031	0.070	100.000
5.00	4.500	0.000	0.000	100.000

Statistical Results			
Mean:	2.1250	phi	(0.2293 mm)
Standard Dev:	0.7453	phi-units	(0.5965 mm)
Skewness:	-1.3139	dimensionless	
Kurtosis:	4.4816	dimensionless	
5th Moment:	-11.0834	dimensionless	
6th Moment:	34.7120	dimensionless	
RARD *	0.3507	dimensionless	
Median	2.1981	phi	(0.2179 mm)

* RARD = reciprocal absolute relative dispersion (see below)

Statistical Explanation	
Calculations based on the Method of Moments	
Skewness: 3rd Stand. Moment; Exact Gaussian = 0.0	
Kurtosis: 4th Stand. Moment; Exact Gaussian = 3.0	
For Further Explanation, See Calculation Sheets	
Millimeter data calculated by $mm = 2^{(-phi)}$	

Reciprocal Absolute Relative Dispersion (RARD) Scale	
< 0.5	Excellent homogeneity (e.g., beaches)
0.5 to 1.0	Good homogeneity
1.0 to 1.33	Fair homogeneity
> 1.33	Poor homogeneity (e.g., glacial)

