

Onshore Grab Sample

Sample: DU-01-BB
Sample Taken By: J. Ladner
Sample Collected On: 12/4/02
Splits? N/A

County: Duval
Latitude: 30° 23' 29.8"
Longitude: 81° 23' 40.7"
Datum: WGS 84
Surf. Elev: N/A
Datum: N/A

Fine Data Summary

Total Sample Weight 52.155 grams
Total Fines in Sample 0.038 grams
Total Percent Fines 0.07 %

Dry Sieving Summary

Total Sample Weight 52.344 grams
Total Digested Weight 49.930 grams
Total Carbonate Weight 2.414 grams
Total Silica % 95.39 %
Total Carbonate % 4.61 %
Carbonate/Silica Ratio 0.048

General Comments:

None

Description

Worked By: C. Fischler
Reviewed and Edited By: M. Ladle

Pre-Digestion Grain Size Distribution

Onshore Grab Sample

Sample: DU-01-BB

Total Sample Mass: 52.344 grams

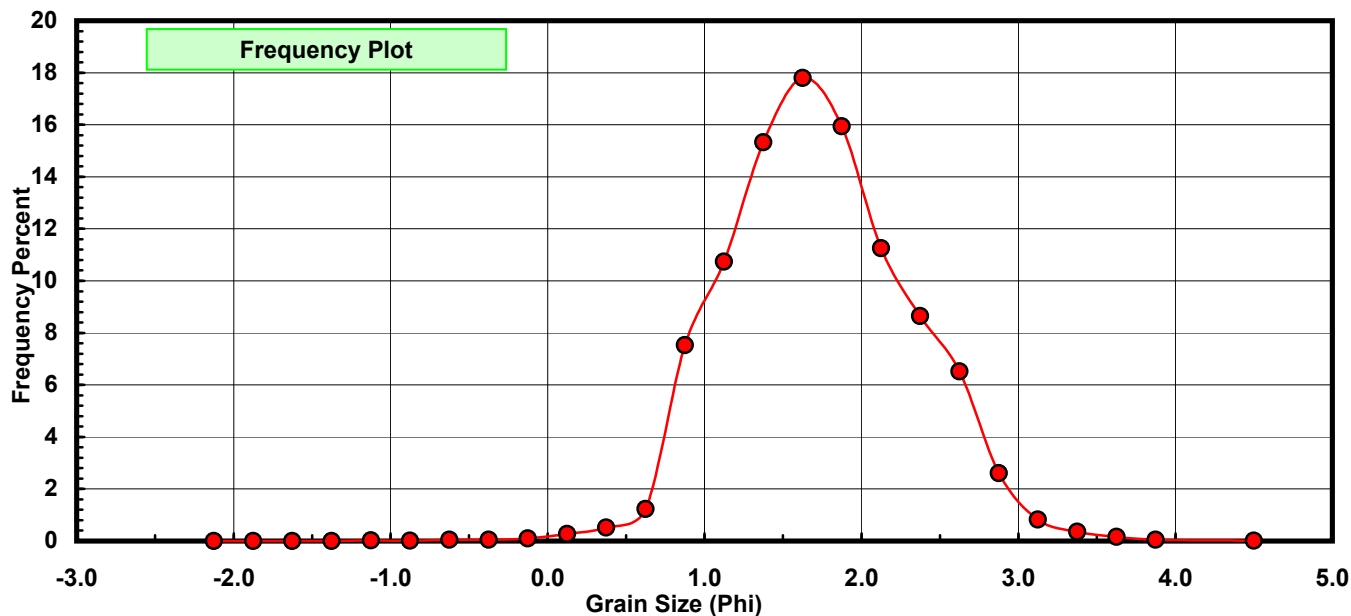
Sieve Size (phi)	Sieve Midpt (phi)	Weight (grams)	Freq Weight %	Cumulative Weight %
-2.00	-2.125	0.000	0.000	0.000
-1.75	-1.875	0.000	0.000	0.000
-1.50	-1.625	0.000	0.000	0.000
-1.25	-1.375	0.000	0.000	0.000
-1.00	-1.125	0.011	0.021	0.021
-0.75	-0.875	0.007	0.013	0.034
-0.50	-0.625	0.023	0.044	0.078
-0.25	-0.375	0.028	0.053	0.132
0.00	-0.125	0.054	0.103	0.235
0.25	0.125	0.140	0.267	0.502
0.50	0.375	0.272	0.520	1.022
0.75	0.625	0.644	1.230	2.252
1.00	0.875	3.942	7.531	9.783
1.25	1.125	5.620	10.737	20.520
1.50	1.375	8.021	15.324	35.844
1.75	1.625	9.319	17.803	53.647
2.00	1.875	8.341	15.935	69.582
2.25	2.125	5.892	11.256	80.838
2.50	2.375	4.527	8.649	89.487
2.75	2.625	3.411	6.517	96.003
3.00	2.875	1.363	2.604	98.607
3.25	3.125	0.429	0.820	99.427
3.50	3.375	0.184	0.352	99.778
3.75	3.625	0.083	0.159	99.937
4.00	3.875	0.025	0.048	99.985
5.00	4.500	0.008	0.015	100.000

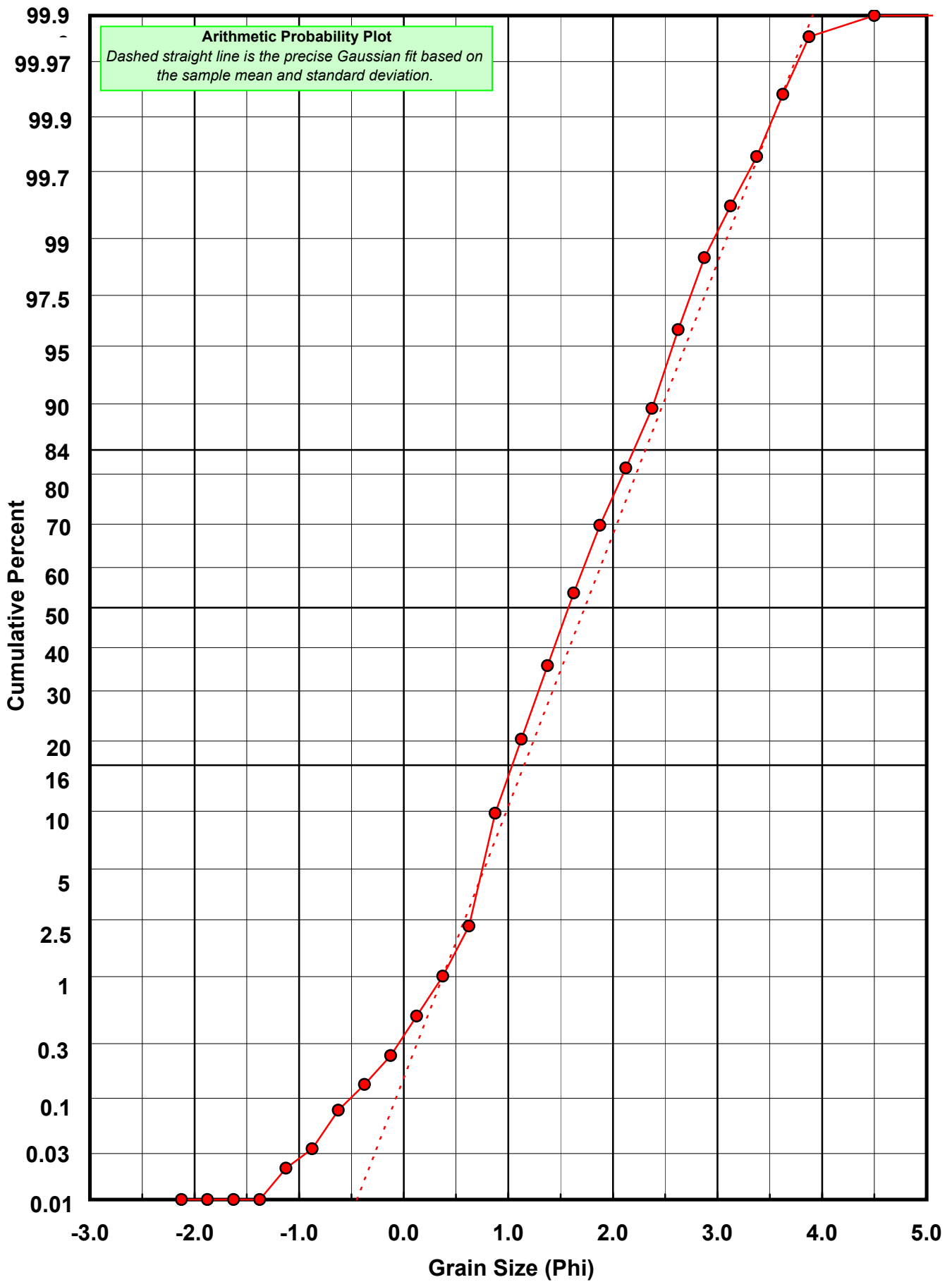
Statistical Results			
Mean:	1.7308	phi	(0.3013 mm)
Standard Dev:	0.5851	phi-units	(0.6666 mm)
Skewness:	0.1489	dimensionless	
Kurtosis:	3.1978	dimensionless	
5th Moment:	0.2979	dimensionless	
6th Moment:	22.1592	dimensionless	
RARD *	0.3381	dimensionless	
Median	1.5738	phi	(0.3359 mm)

* RARD = reciprocal absolute relative dispersion (see below)

Statistical Explanation
Calculations based on the Method of Moments
Skewness: 3rd Stand. Moment; Exact Gaussian = 0.0
Kurtosis: 4th Stand. Moment; Exact Gaussian = 3.0
For Further Explanation, See Calculation Sheets
Millimeter data calculated by $mm = 2^{(-phi)}$

Reciprocal Absolute Relative Dispersion (RARD) Scale	
< 0.5	Excellent homogeneity (e.g., beaches)
0.5 to 1.0	Good homogeneity
1.0 to 1.33	Fair homogeneity
> 1.33	Poor homogeneity (e.g., glacial)





Carbonate Grain Size Distribution

Onshore Grab Sample

Sample: DU-01-BB

Total Carbonate Mass: 2.622 grams

% Carbonate: 4.6 %

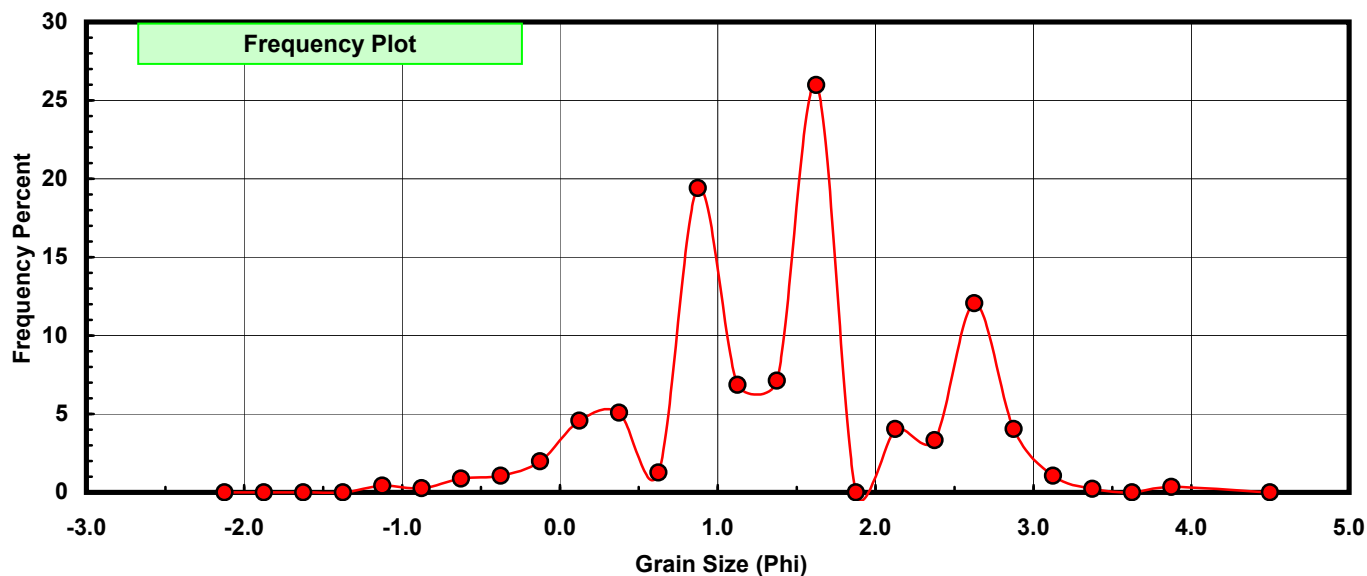
Sieve Size (phi)	Sieve Midpt (phi)	Weight (grams)	Freq Weight %	Cumulative Weight %
-2.00	-2.125	0.000	0.000	0.000
-1.75	-1.875	0.000	0.000	0.000
-1.50	-1.625	0.000	0.000	0.000
-1.25	-1.375	0.000	0.000	0.000
-1.00	-1.125	0.011	0.420	0.420
-0.75	-0.875	0.007	0.267	0.686
-0.50	-0.625	0.023	0.877	1.564
-0.25	-0.375	0.028	1.068	2.632
0.00	-0.125	0.052	1.983	4.615
0.25	0.125	0.120	4.577	9.191
0.50	0.375	0.133	5.072	14.264
0.75	0.625	0.033	1.259	15.523
1.00	0.875	0.509	19.413	34.935
1.25	1.125	0.180	6.865	41.800
1.50	1.375	0.187	7.132	48.932
1.75	1.625	0.681	25.973	74.905
2.00	1.875	0.000	0.000	74.905
2.25	2.125	0.106	4.043	78.947
2.50	2.375	0.087	3.318	82.265
2.75	2.625	0.316	12.052	94.317
3.00	2.875	0.106	4.043	98.360
3.25	3.125	0.028	1.068	99.428
3.50	3.375	0.006	0.229	99.657
3.75	3.625	0.000	0.000	99.657
4.00	3.875	0.009	0.343	100.000
5.00	4.500	0.000	0.000	100.000

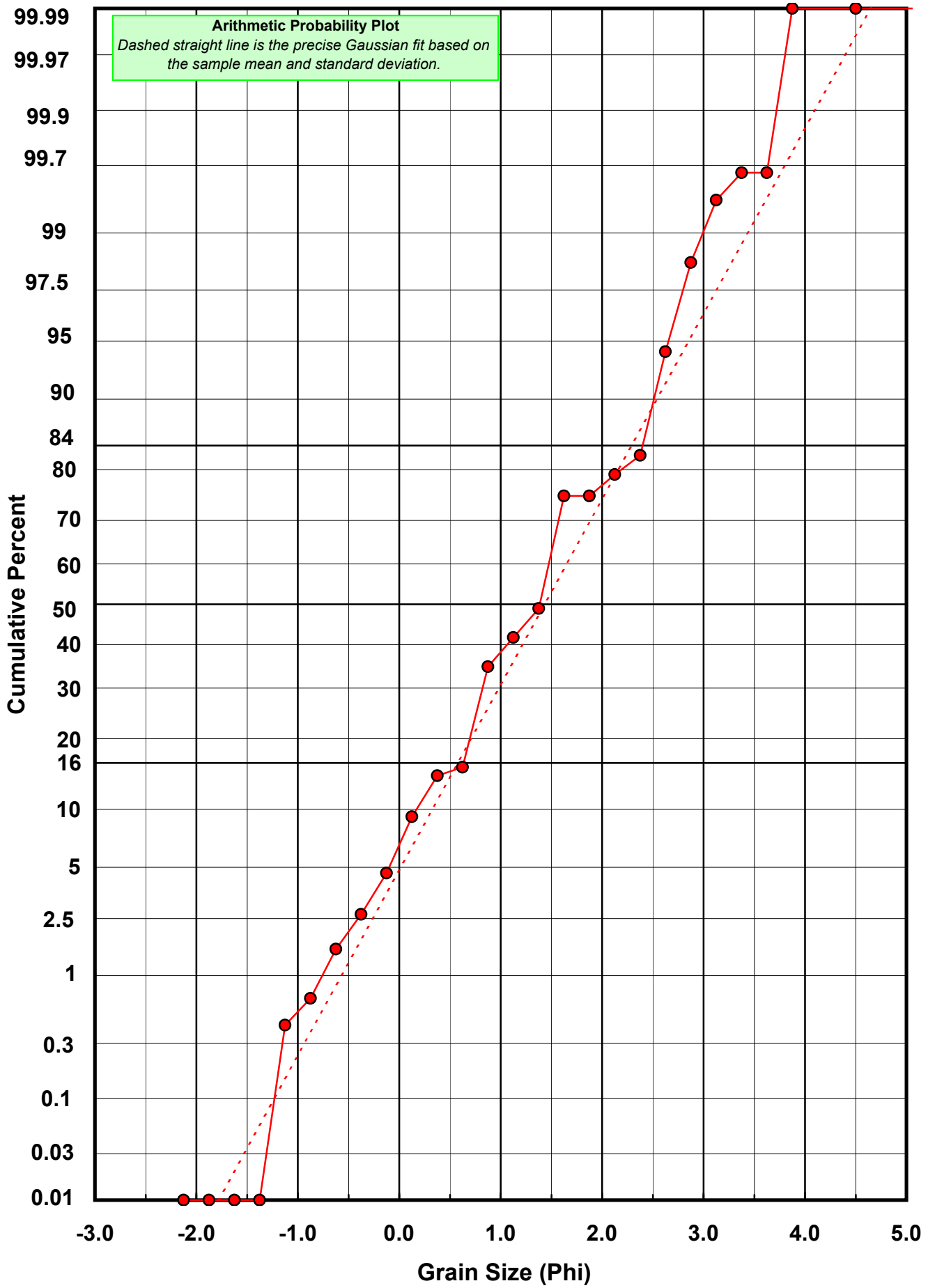
Statistical Results			
Mean:	1.4325	phi	(0.3705 mm)
Standard Dev:	0.8635	phi-units	(0.5496 mm)
Skewness:	-0.0537	dimensionless	
Kurtosis:	2.8088	dimensionless	
5th Moment:	-1.0776	dimensionless	
6th Moment:	12.1735	dimensionless	
RARD *	0.6028	dimensionless	
Median	1.3853	phi	(0.3828 mm)

* RARD = reciprocal absolute relative dispersion (see below)

Statistical Explanation	
Calculations based on the Method of Moments	
Skewness: 3rd Stand. Moment; Exact Gaussian = 0.0	
Kurtosis: 4th Stand. Moment; Exact Gaussian = 3.0	
For Further Explanation, See Calculation Sheets	
Millimeter data calculated by $mm = 2^{(-phi)}$	

Reciprocal Absolute Relative Dispersion (RARD) Scale	
< 0.5	Excellent homogeneity (e.g., beaches)
0.5 to 1.0	Good homogeneity
1.0 to 1.33	Fair homogeneity
> 1.33	Poor homogeneity (e.g., glacial)





Post-Digestion Grain Size Distribution

Onshore Grab Sample

Sample: DU-01-BB

Total Digested Mass: 49.925 grams

% Silica: 95.4 %

Sieve Size (phi)	Sieve Midpt (phi)	Weight (grams)	Freq Weight %	Cumulative Weight %
-2.00	-2.125	0.000	0.000	0.000
-1.75	-1.875	0.000	0.000	0.000
-1.50	-1.625	0.000	0.000	0.000
-1.25	-1.375	0.000	0.000	0.000
-1.00	-1.125	0.000	0.000	0.000
-0.75	-0.875	0.000	0.000	0.000
-0.50	-0.625	0.000	0.000	0.000
-0.25	-0.375	0.000	0.000	0.000
0.00	-0.125	0.002	0.004	0.004
0.25	0.125	0.020	0.040	0.044
0.50	0.375	0.139	0.278	0.322
0.75	0.625	0.611	1.224	1.546
1.00	0.875	3.433	6.876	8.423
1.25	1.125	5.440	10.896	19.319
1.50	1.375	7.834	15.692	35.011
1.75	1.625	8.638	17.302	52.312
2.00	1.875	8.551	17.128	69.440
2.25	2.125	5.786	11.589	81.030
2.50	2.375	4.440	8.893	89.923
2.75	2.625	3.095	6.199	96.122
3.00	2.875	1.257	2.518	98.640
3.25	3.125	0.401	0.803	99.443
3.50	3.375	0.178	0.357	99.800
3.75	3.625	0.084	0.168	99.968
4.00	3.875	0.016	0.032	100.000
5.00	4.500	0.000	0.000	100.000

Statistical Results			
Mean:	1.7466	phi	(0.298 mm)
Standard Dev:	0.5596	phi-units	(0.6785 mm)
Skewness:	0.2972	dimensionless	
Kurtosis:	2.7782	dimensionless	
5th Moment:	2.5228	dimensionless	
6th Moment:	13.2946	dimensionless	
RARD *	0.3204	dimensionless	
Median	1.5916	phi	(0.3318 mm)

* RARD = reciprocal absolute relative dispersion (see below)

Statistical Explanation	
Calculations based on the Method of Moments	
Skewness: 3rd Stand. Moment; Exact Gaussian = 0.0	
Kurtosis: 4th Stand. Moment; Exact Gaussian = 3.0	
For Further Explanation, See Calculation Sheets	
Millimeter data calculated by $mm = 2^{(-phi)}$	

Reciprocal Absolute Relative Dispersion (RARD) Scale	
< 0.5	Excellent homogeneity (e.g., beaches)
0.5 to 1.0	Good homogeneity
1.0 to 1.33	Fair homogeneity
> 1.33	Poor homogeneity (e.g., glacial)

