

**Onshore Grab Sample**

**Sample:** SL-20  
**Sample Taken By:** D. Phelps  
**Sample Collected On:** 12/16/08  
**Splits?** N/A

**County:** St. Lucie  
**Latitude:** 27° 18' 39.9"  
**Longitude:** 80° 13' 18.0"  
**Datum:** WGS 84  
**Surf. Elev:** 0  
**Datum:** N/A

**Fine Data Summary**

Total Sample Weight 66.633 grams  
Total Fines in Sample 0.411 grams  
Total Percent Fines 0.61 %

**Dry Sieving Summary**

Total Sample Weight 66.351 grams  
Total Digested Weight 29.660 grams  
Total Carbonate Weight 36.691 grams  
Total Silica % 44.70 %  
Total Carbonate % 55.30 %  
Carbonate/Silica Ratio 1.237

**General Comments:**

None

**Description**

Worked By: M. Ladle

# Pre-Digestion Grain Size Distribution

Onshore Grab Sample

Sample: SL-20

Total Sample Mass: 66.351 grams

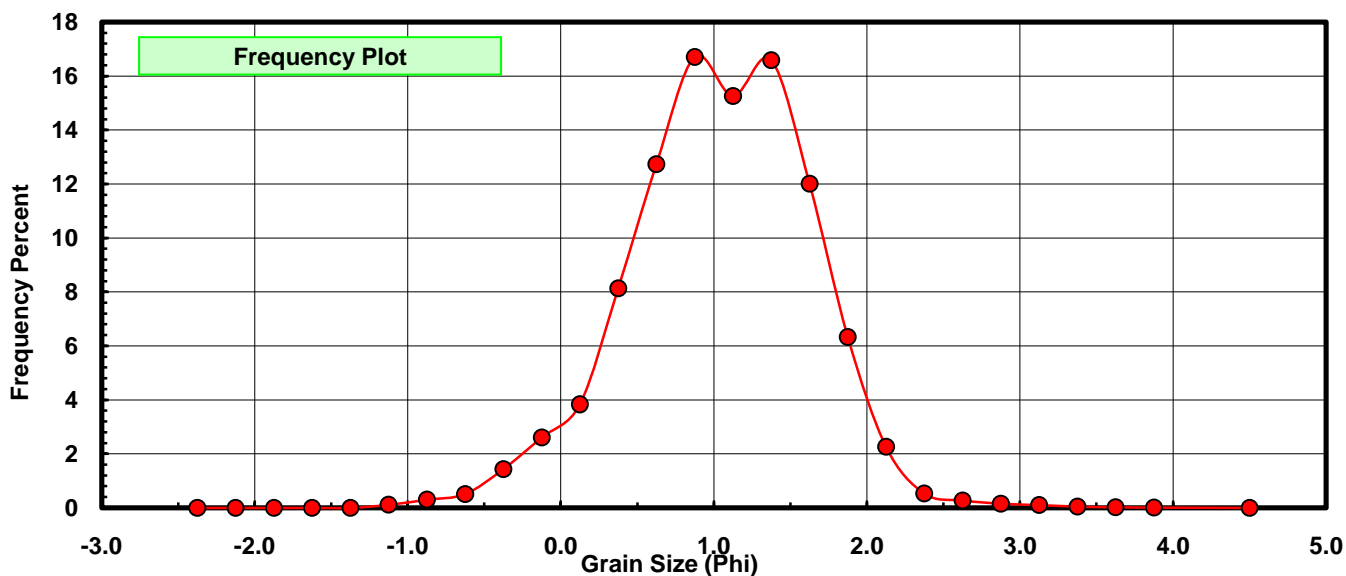
Sieve Size (phi)	Sieve Midpt (phi)	Weight (grams)	Freq Weight %	Cumulative Weight %
-2.25	-2.375	0.000	0.000	0.000
-2.00	-2.125	0.000	0.000	0.000
-1.75	-1.875	0.000	0.000	0.000
-1.50	-1.625	0.000	0.000	0.000
-1.25	-1.375	0.000	0.000	0.000
-1.00	-1.125	0.076	0.115	0.115
-0.75	-0.875	0.201	0.303	0.417
-0.50	-0.625	0.340	0.512	0.930
-0.25	-0.375	0.953	1.436	2.366
0.00	-0.125	1.732	2.610	4.977
0.25	0.125	2.545	3.836	8.812
0.50	0.375	5.394	8.129	16.942
0.75	0.625	8.448	12.732	29.674
1.00	0.875	11.085	16.707	46.381
1.25	1.125	10.123	15.257	61.637
1.50	1.375	11.007	16.589	78.226
1.75	1.625	7.972	12.015	90.241
2.00	1.875	4.203	6.334	96.576
2.25	2.125	1.502	2.264	98.840
2.50	2.375	0.354	0.534	99.373
2.75	2.625	0.184	0.277	99.650
3.00	2.875	0.105	0.158	99.809
3.25	3.125	0.070	0.105	99.914
3.50	3.375	0.033	0.050	99.964
3.75	3.625	0.015	0.023	99.986
4.00	3.875	0.009	0.014	100.000
5.00	4.50	0.000	0.000	100.000

Statistical Results			
Mean:	1.0379	phi	(0.487 mm)
Standard Dev:	0.5985	phi-units	(0.6605 mm)
Skewness:	-0.2221	dimensionless	
Kurtosis:	3.4947	dimensionless	
5th Moment:	-1.1736	dimensionless	
6th Moment:	24.0731	dimensionless	
RARD *	0.5766	dimensionless	
Median	0.9343	phi	(0.5233 mm)

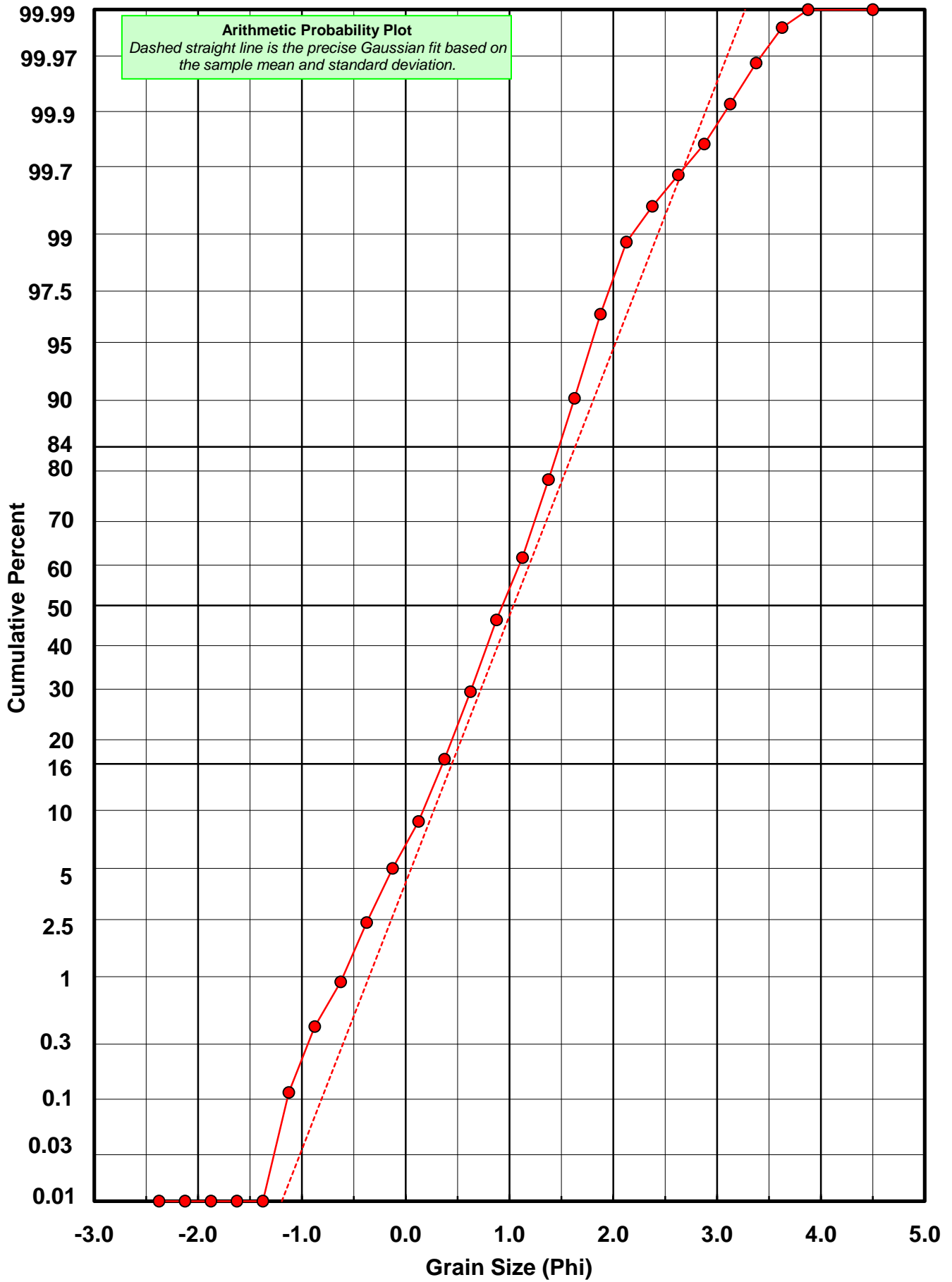
\* RARD = reciprocal absolute relative dispersion (see below)

Statistical Explanation	
Calculations based on the Method of Moments	
Skewness: 3rd Stand. Moment; Exact Gaussian = 0.0	
Kurtosis: 4th Stand. Moment; Exact Gaussian = 3.0	
For Further Explanation, See Basille et al. 2002	
Millimeter data calculated by $mm = 2^{-(\phi)}$	

Reciprocal Absolute Relative Dispersion (RARD) Scale	
< 0.5	Excellent homogeneity (e.g., beaches)
0.5 to 1.0	Good homogeneity
1.0 to 1.33	Fair homogeneity
> 1.33	Poor homogeneity (e.g., glacial)



# SL-20



# Carbonate Grain Size Distribution

Onshore Grab Sample

Sample: SL-20

Total Carbonate Mass: 36.724 grams

% Carbonate: 55.3 %

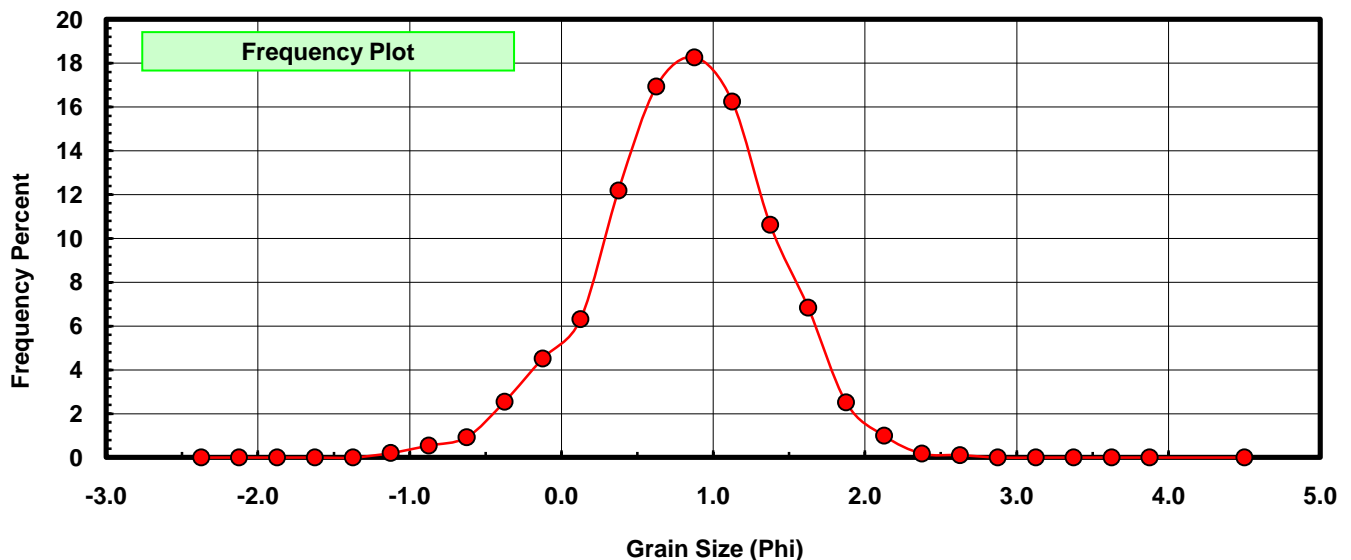
Sieve Size (phi)	Sieve Midpt (phi)	Weight (grams)	Freq Weight %	Cumulative Weight %
-2.25	-2.375	0.000	0.000	0.000
-2.00	-2.125	0.000	0.000	0.000
-1.75	-1.875	0.000	0.000	0.000
-1.50	-1.625	0.000	0.000	0.000
-1.25	-1.375	0.000	0.000	0.000
-1.00	-1.125	0.076	0.207	0.207
-0.75	-0.875	0.201	0.547	0.754
-0.50	-0.625	0.340	0.926	1.680
-0.25	-0.375	0.938	2.554	4.234
0.00	-0.125	1.660	4.520	8.754
0.25	0.125	2.318	6.312	15.066
0.50	0.375	4.477	12.191	27.257
0.75	0.625	6.220	16.937	44.195
1.00	0.875	6.710	18.271	62.466
1.25	1.125	5.968	16.251	78.717
1.50	1.375	3.903	10.628	89.345
1.75	1.625	2.515	6.848	96.193
2.00	1.875	0.925	2.519	98.712
2.25	2.125	0.366	0.997	99.709
2.50	2.375	0.066	0.180	99.888
2.75	2.625	0.041	0.112	100.000
3.00	2.875	0.000	0.000	100.000
3.25	3.125	0.000	0.000	100.000
3.50	3.375	0.000	0.000	100.000
3.75	3.625	0.000	0.000	100.000
4.00	3.875	0.000	0.000	100.000
5.00	4.500	0.000	0.000	100.000

Statistical Results			
Mean:	0.8071	phi	(0.5715 mm)
Standard Dev:	0.5793	phi-units	(0.6693 mm)
Skewness:	-0.2564	dimensionless	
Kurtosis:	3.1311	dimensionless	
5th Moment:	-2.2287	dimensionless	
6th Moment:	16.2932	dimensionless	
RARD *	0.7177	dimensionless	
Median	0.7044	phi	(0.6137 mm)

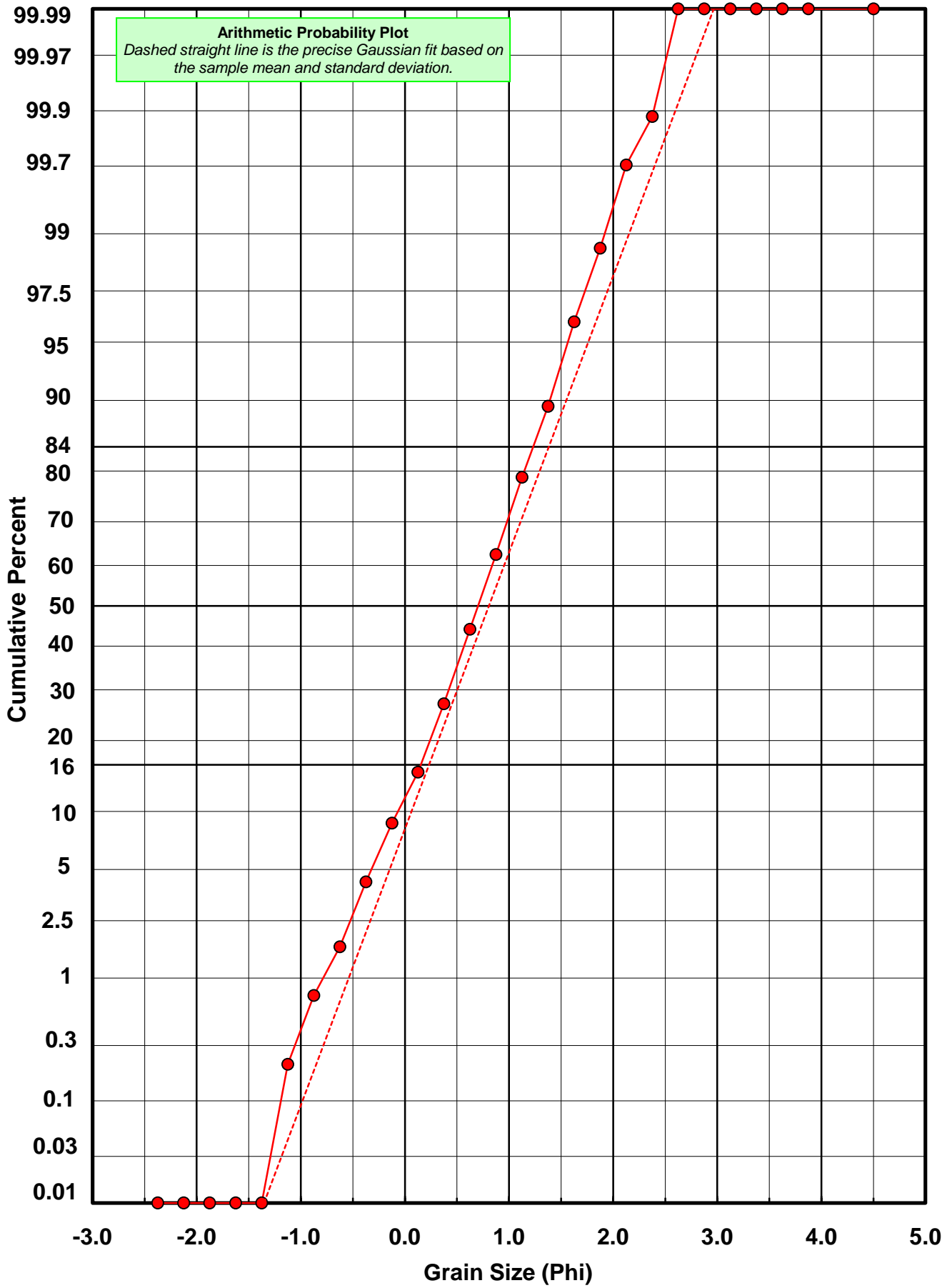
\* RARD = reciprocal absolute relative dispersion (see below)

Statistical Explanation	
Calculations based on the Method of Moments	
Skewness: 3rd Stand. Moment; Exact Gaussian = 0.0	
Kurtosis: 4th Stand. Moment; Exact Gaussian = 3.0	
For Further Explanation, See Basille et al. 2002	
Millimeter data calculated by $mm = 2^{(-\phi)}$	

Reciprocal Absolute Relative Dispersion (RARD) Scale	
< 0.5	Excellent homogeneity (e.g., beaches)
0.5 to 1.0	Good homogeneity
1.0 to 1.33	Fair homogeneity
> 1.33	Poor homogeneity (e.g., glacial)



# SL-20



# Post-Digestion Grain Size Distribution

Onshore Grab Sample

Sample: SL-20

Total Digested Mass: 29.660 grams

% Silica: 44.7 %

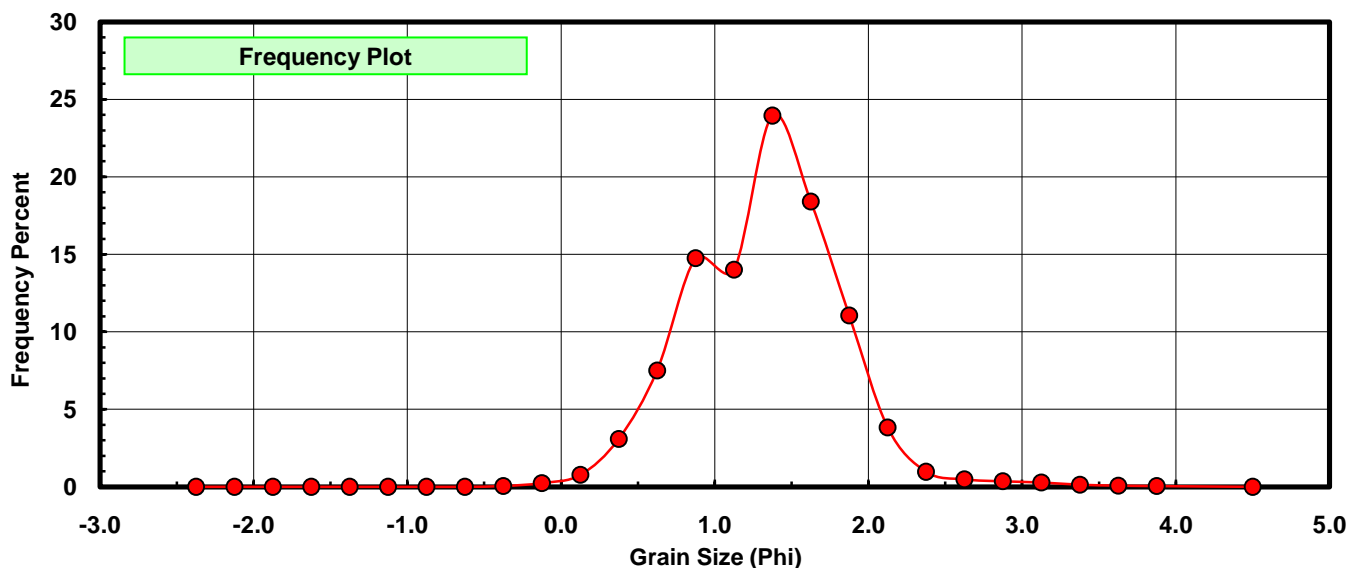
Sieve Size (phi)	Sieve Midpt (phi)	Weight (grams)	Freq Weight %	Cumulative Weight %
-2.25	-2.375	0.000	0.000	0.000
-2.00	-2.125	0.000	0.000	0.000
-1.75	-1.875	0.000	0.000	0.000
-1.50	-1.625	0.000	0.000	0.000
-1.25	-1.375	0.000	0.000	0.000
-1.00	-1.125	0.000	0.000	0.000
-0.75	-0.875	0.000	0.000	0.000
-0.50	-0.625	0.000	0.000	0.000
-0.25	-0.375	0.015	0.051	0.051
0.00	-0.125	0.072	0.243	0.293
0.25	0.125	0.227	0.765	1.059
0.50	0.375	0.917	3.092	4.150
0.75	0.625	2.228	7.512	11.662
1.00	0.875	4.375	14.751	26.413
1.25	1.125	4.155	14.009	40.421
1.50	1.375	7.104	23.951	64.373
1.75	1.625	5.457	18.399	82.771
2.00	1.875	3.278	11.052	93.823
2.25	2.125	1.136	3.830	97.653
2.50	2.375	0.288	0.971	98.624
2.75	2.625	0.143	0.482	99.107
3.00	2.875	0.105	0.354	99.461
3.25	3.125	0.083	0.280	99.740
3.50	3.375	0.040	0.135	99.875
3.75	3.625	0.023	0.078	99.953
4.00	3.875	0.014	0.047	100.000
5.00	4.500	0.000	0.000	100.000

Statistical Results			
Mean:	1.3264	phi	(0.3988 mm)
Standard Dev:	0.5006	phi-units	(0.7068 mm)
Skewness:	0.2659	dimensionless	
Kurtosis:	4.0920	dimensionless	
5th Moment:	6.5903	dimensionless	
6th Moment:	41.2494	dimensionless	
RARD *	0.3774	dimensionless	
Median	1.2250	phi	(0.4278 mm)

\* RARD = reciprocal absolute relative dispersion (see below)

Statistical Explanation	
Calculations based on the Method of Moments	
Skewness: 3rd Stand. Moment; Exact Gaussian = 0.0	
Kurtosis: 4th Stand. Moment; Exact Gaussian = 3.0	
For Further Explanation, See Basille et al. 2002	
Millimeter data calculated by $mm = 2^{(-\phi)}$	

Reciprocal Absolute Relative Dispersion (RARD) Scale	
< 0.5	Excellent homogeneity (e.g., beaches)
0.5 to 1.0	Good homogeneity
1.0 to 1.33	Fair homogeneity
> 1.33	Poor homogeneity (e.g., glacial)



# SL-20

