

Onshore Grab Sample

Sample: SL-19
Sample Taken By: D. Phelps
Sample Collected On: 12/16/08
Splits? N/A

County: St. Lucie
Latitude: 27° 19' 23.7"
Longitude: 80° 13' 38.3"
Datum: WGS 84
Surf. Elev: 0
Datum: N/A

Fine Data Summary

Total Sample Weight 52.84 grams
Total Fines in Sample 0.237 grams
Total Percent Fines 0.45 %

Dry Sieving Summary

Total Sample Weight 52.674 grams
Total Digested Weight 31.699 grams
Total Carbonate Weight 20.975 grams
Total Silica % 60.18 %
Total Carbonate % 39.82 %
Carbonate/Silica Ratio 0.662

General Comments:

None

Description

Worked By: M. Ladle

Pre-Digestion Grain Size Distribution

Onshore Grab Sample

Sample: SL-19

Total Sample Mass: 52.674 grams

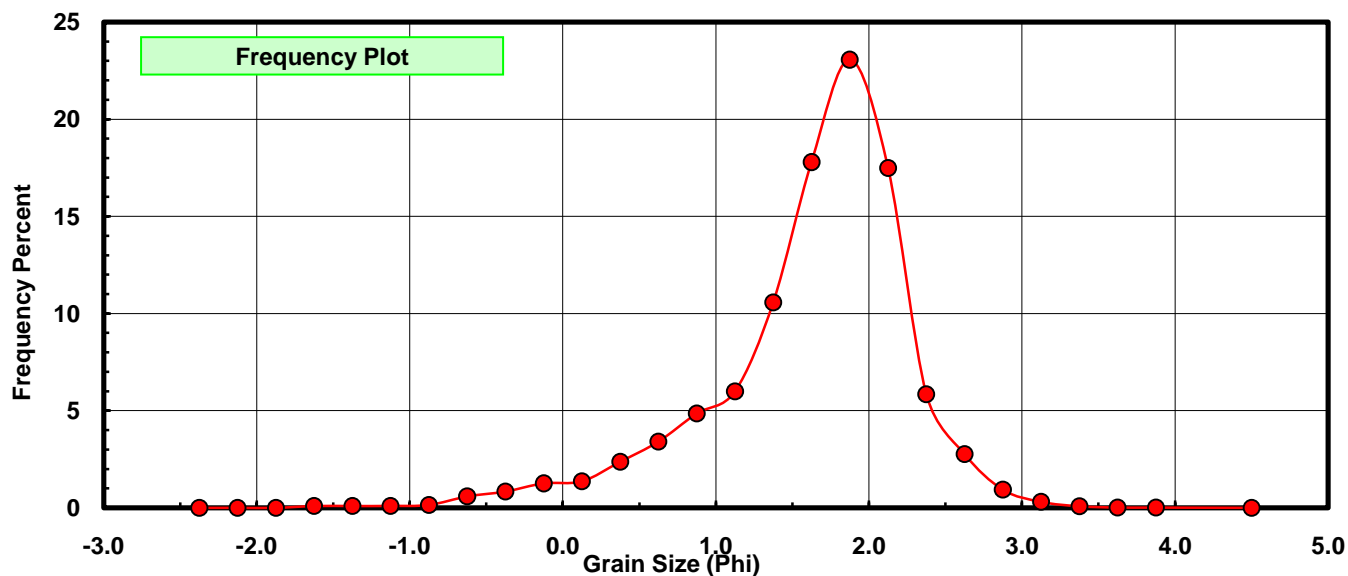
Sieve Size (phi)	Sieve Midpt (phi)	Weight (grams)	Freq Weight %	Cumulative Weight %
-2.25	-2.375	0.000	0.000	0.000
-2.00	-2.125	0.000	0.000	0.000
-1.75	-1.875	0.000	0.000	0.000
-1.50	-1.625	0.049	0.093	0.093
-1.25	-1.375	0.049	0.093	0.186
-1.00	-1.125	0.052	0.099	0.285
-0.75	-0.875	0.078	0.148	0.433
-0.50	-0.625	0.308	0.585	1.018
-0.25	-0.375	0.442	0.839	1.857
0.00	-0.125	0.663	1.259	3.115
0.25	0.125	0.719	1.365	4.480
0.50	0.375	1.248	2.369	6.850
0.75	0.625	1.795	3.408	10.257
1.00	0.875	2.558	4.856	15.114
1.25	1.125	3.160	5.999	21.113
1.50	1.375	5.571	10.576	31.689
1.75	1.625	9.373	17.794	49.484
2.00	1.875	12.149	23.065	72.548
2.25	2.125	9.213	17.491	90.039
2.50	2.375	3.079	5.845	95.884
2.75	2.625	1.457	2.766	98.650
3.00	2.875	0.491	0.932	99.582
3.25	3.125	0.162	0.308	99.890
3.50	3.375	0.043	0.082	99.972
3.75	3.625	0.008	0.015	99.987
4.00	3.875	0.007	0.013	100.000
5.00	4.50	0.000	0.000	100.000

Statistical Results			
Mean:	1.6187	phi	(0.3256 mm)
Standard Dev:	0.6630	phi-units	(0.6315 mm)
Skewness:	-1.1762	dimensionless	
Kurtosis:	5.1550	dimensionless	
5th Moment:	-13.8661	dimensionless	
6th Moment:	55.2468	dimensionless	
RARD *	0.4096	dimensionless	
Median	1.6306	phi	(0.323 mm)

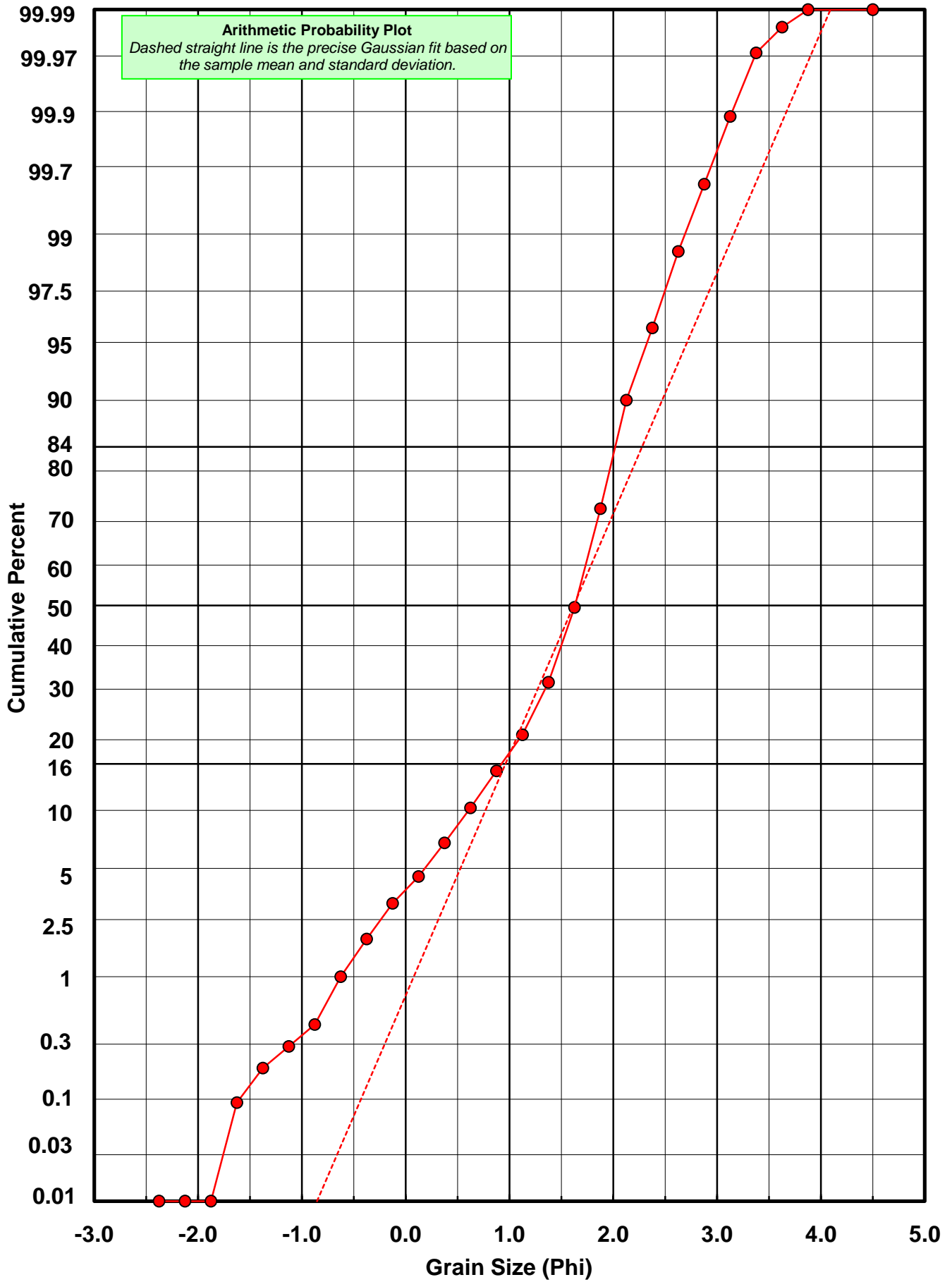
* RARD = reciprocal absolute relative dispersion (see below)

Statistical Explanation	
Calculations based on the Method of Moments	
Skewness: 3rd Stand. Moment; Exact Gaussian = 0.0	
Kurtosis: 4th Stand. Moment; Exact Gaussian = 3.0	
For Further Explanation, See Basille et al. 2002	
Millimeter data calculated by $mm = 2^{(-\phi)}$	

Reciprocal Absolute Relative Dispersion (RARD) Scale	
< 0.5	Excellent homogeneity (e.g., beaches)
0.5 to 1.0	Good homogeneity
1.0 to 1.33	Fair homogeneity
> 1.33	Poor homogeneity (e.g., glacial)



SL-19



Carbonate Grain Size Distribution

Onshore Grab Sample

Sample: SL-19

Total Carbonate Mass: 20.976 grams

% Carbonate: 39.8 %

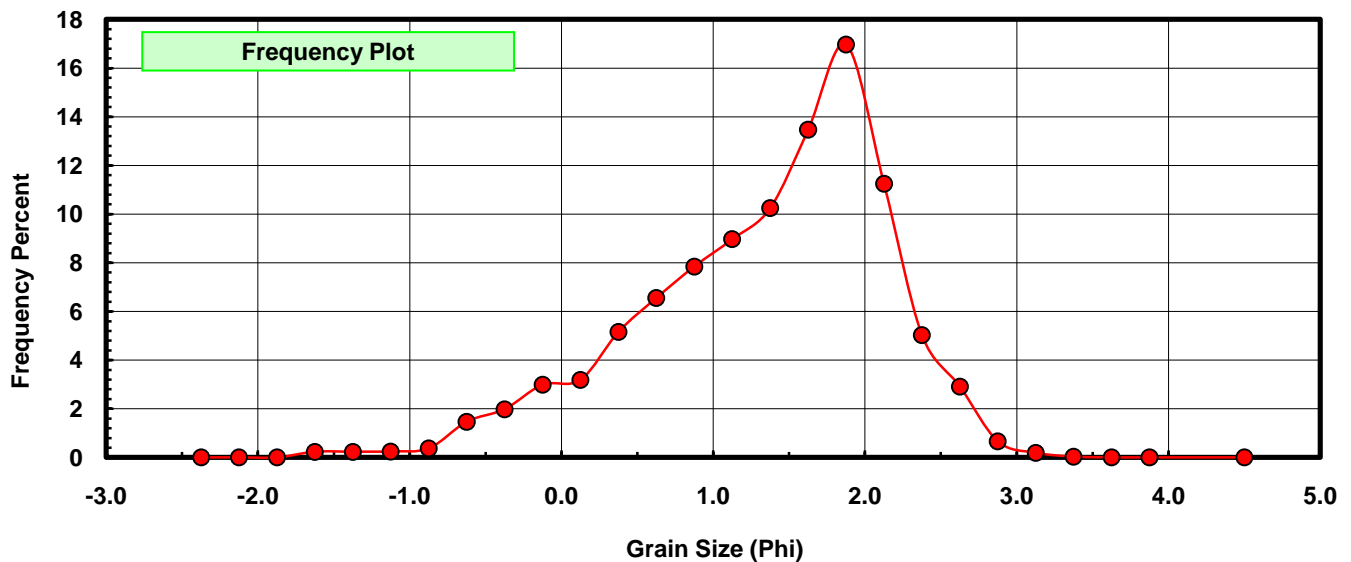
Sieve Size (phi)	Sieve Midpt (phi)	Weight (grams)	Freq Weight %	Cumulative Weight %
-2.25	-2.375	0.000	0.000	0.000
-2.00	-2.125	0.000	0.000	0.000
-1.75	-1.875	0.000	0.000	0.000
-1.50	-1.625	0.049	0.234	0.234
-1.25	-1.375	0.049	0.234	0.467
-1.00	-1.125	0.052	0.248	0.715
-0.75	-0.875	0.078	0.372	1.087
-0.50	-0.625	0.308	1.468	2.555
-0.25	-0.375	0.416	1.983	4.539
0.00	-0.125	0.627	2.989	7.528
0.25	0.125	0.669	3.189	10.717
0.50	0.375	1.082	5.158	15.875
0.75	0.625	1.375	6.555	22.430
1.00	0.875	1.646	7.847	30.277
1.25	1.125	1.881	8.967	39.245
1.50	1.375	2.149	10.245	49.490
1.75	1.625	2.824	13.463	62.953
2.00	1.875	3.559	16.967	79.920
2.25	2.125	2.359	11.246	91.166
2.50	2.375	1.055	5.030	96.196
2.75	2.625	0.612	2.918	99.113
3.00	2.875	0.139	0.663	99.776
3.25	3.125	0.040	0.191	99.967
3.50	3.375	0.007	0.033	100.000
3.75	3.625	0.000	0.000	100.000
4.00	3.875	0.000	0.000	100.000
5.00	4.500	0.000	0.000	100.000

Statistical Results			
Mean:	1.3394	phi	(0.3952 mm)
Standard Dev:	0.8287	phi-units	(0.563 mm)
Skewness:	-0.7138	dimensionless	
Kurtosis:	3.1336	dimensionless	
5th Moment:	-5.5374	dimensionless	
6th Moment:	18.4942	dimensionless	
RARD *	0.6187	dimensionless	
Median	1.3845	phi	(0.383 mm)

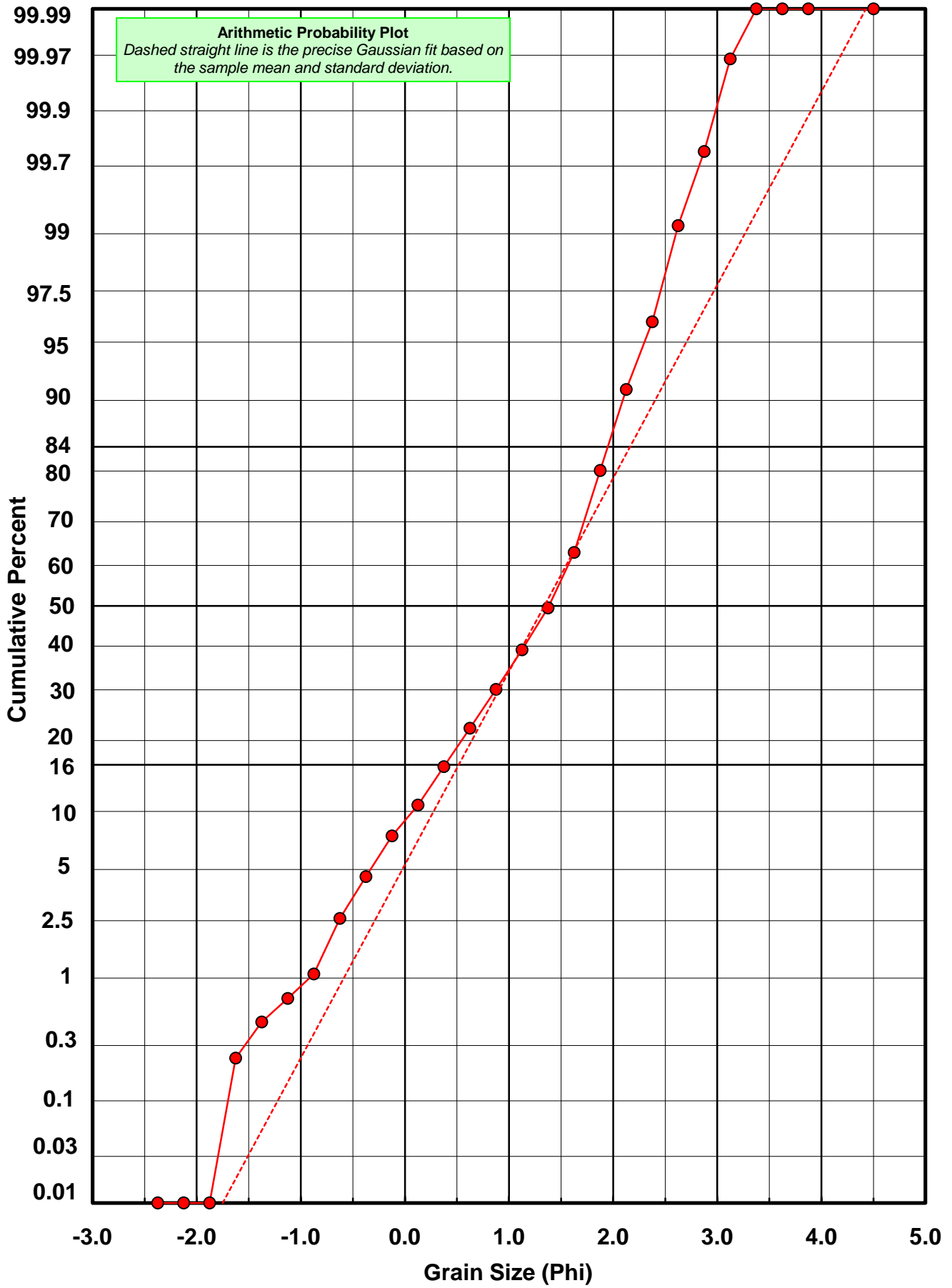
* RARD = reciprocal absolute relative dispersion (see below)

Statistical Explanation	
Calculations based on the Method of Moments	
Skewness: 3rd Stand. Moment; Exact Gaussian = 0.0	
Kurtosis: 4th Stand. Moment; Exact Gaussian = 3.0	
For Further Explanation, See Basille et al. 2002	
Millimeter data calculated by $mm = 2^{(-phi)}$	

Reciprocal Absolute Relative Dispersion (RARD) Scale	
< 0.5	Excellent homogeneity (e.g., beaches)
0.5 to 1.0	Good homogeneity
1.0 to 1.33	Fair homogeneity
> 1.33	Poor homogeneity (e.g., glacial)



SL-19



Post-Digestion Grain Size Distribution

Onshore Grab Sample

Sample: SL-19

Total Digested Mass: 31.699 grams

% Silica: 60.2 %

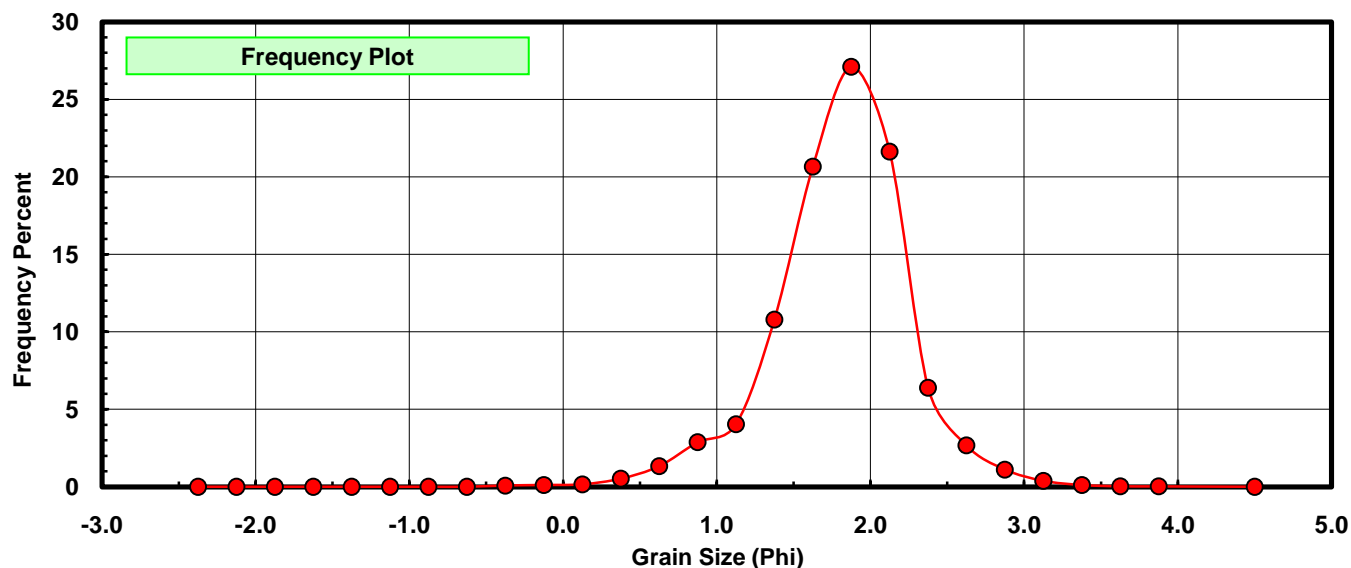
Sieve Size (phi)	Sieve Midpt (phi)	Weight (grams)	Freq Weight %	Cumulative Weight %
-2.25	-2.375	0.000	0.000	0.000
-2.00	-2.125	0.000	0.000	0.000
-1.75	-1.875	0.000	0.000	0.000
-1.50	-1.625	0.000	0.000	0.000
-1.25	-1.375	0.000	0.000	0.000
-1.00	-1.125	0.000	0.000	0.000
-0.75	-0.875	0.000	0.000	0.000
-0.50	-0.625	0.000	0.000	0.000
-0.25	-0.375	0.026	0.082	0.082
0.00	-0.125	0.036	0.114	0.196
0.25	0.125	0.050	0.158	0.353
0.50	0.375	0.166	0.524	0.877
0.75	0.625	0.420	1.325	2.202
1.00	0.875	0.912	2.877	5.079
1.25	1.125	1.279	4.035	9.114
1.50	1.375	3.422	10.795	19.909
1.75	1.625	6.549	20.660	40.569
2.00	1.875	8.590	27.099	67.668
2.25	2.125	6.854	21.622	89.290
2.50	2.375	2.024	6.385	95.675
2.75	2.625	0.845	2.666	98.341
3.00	2.875	0.352	1.110	99.451
3.25	3.125	0.122	0.385	99.836
3.50	3.375	0.036	0.114	99.950
3.75	3.625	0.009	0.028	99.978
4.00	3.875	0.007	0.022	100.000
5.00	4.500	0.000	0.000	100.000

Statistical Results			
Mean:	1.8036	phi	(0.2865 mm)
Standard Dev:	0.4524	phi-units	(0.7308 mm)
Skewness:	-0.4660	dimensionless	
Kurtosis:	4.6761	dimensionless	
5th Moment:	-5.9608	dimensionless	
6th Moment:	45.4733	dimensionless	
RARD *	0.2508	dimensionless	
Median	1.7120	phi	(0.3052 mm)

* RARD = reciprocal absolute relative dispersion (see below)

Statistical Explanation	
Calculations based on the Method of Moments	
Skewness: 3rd Stand. Moment; Exact Gaussian = 0.0	
Kurtosis: 4th Stand. Moment; Exact Gaussian = 3.0	
For Further Explanation, See Basille et al. 2002	
Millimeter data calculated by $mm = 2^{(-\phi)}$	

Reciprocal Absolute Relative Dispersion (RARD) Scale	
< 0.5	Excellent homogeneity (e.g., beaches)
0.5 to 1.0	Good homogeneity
1.0 to 1.33	Fair homogeneity
> 1.33	Poor homogeneity (e.g., glacial)



SL-19

