

**Onshore Grab Sample**

**Sample:** SL-16  
**Sample Taken By:** D. Phelps  
**Sample Collected On:** 12/16/08  
**Splits?** N/A

**County:** St. Lucie  
**Latitude:** 27° 21' 39.8"  
**Longitude:** 80° 14' 38.5"  
**Datum:** WGS 84  
**Surf. Elev:** 0  
**Datum:** N/A

**Fine Data Summary**

Total Sample Weight 62.593 grams  
Total Fines in Sample 0.141 grams  
Total Percent Fines 0.22 %

**Dry Sieving Summary**

Total Sample Weight 62.377 grams  
Total Digested Weight 24.932 grams  
Total Carbonate Weight 37.445 grams  
Total Silica % 39.97 %  
Total Carbonate % 60.03 %  
Carbonate/Silica Ratio 1.502

**General Comments:**

None

**Description**

Worked By: M. Ladle

# Pre-Digestion Grain Size Distribution

Onshore Grab Sample

Sample: SL-16

Total Sample Mass: 62.377 grams

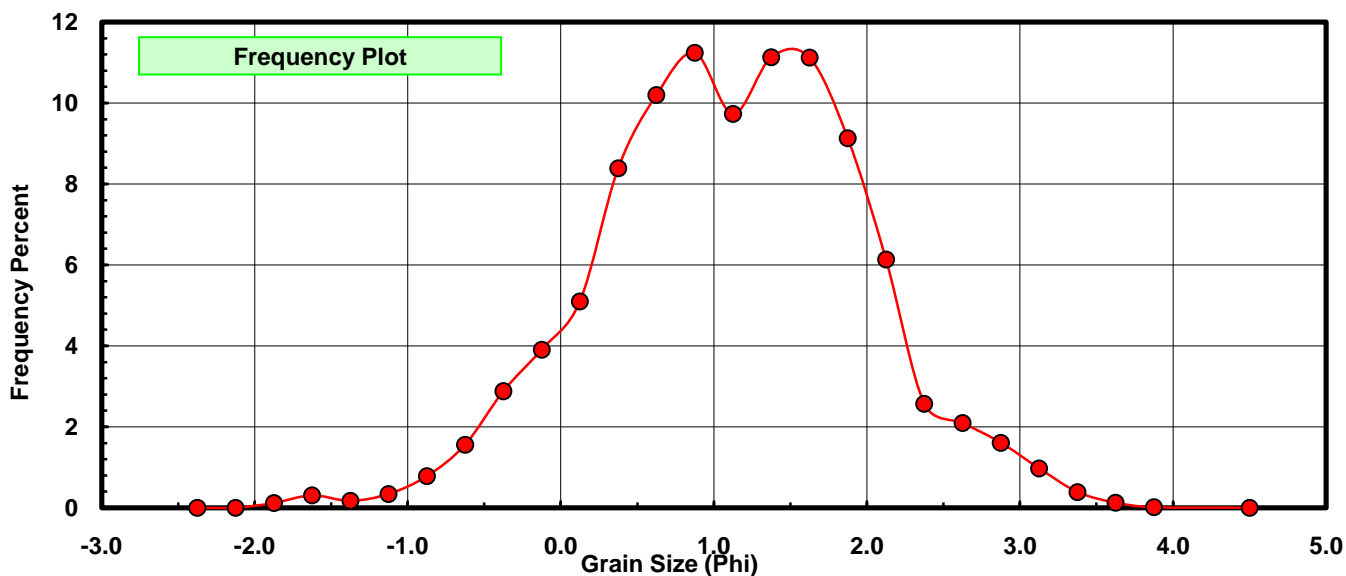
Sieve Size (phi)	Sieve Midpt (phi)	Weight (grams)	Freq Weight %	Cumulative Weight %
-2.25	-2.375	0.000	0.000	0.000
-2.00	-2.125	0.000	0.000	0.000
-1.75	-1.875	0.072	0.115	0.115
-1.50	-1.625	0.190	0.305	0.420
-1.25	-1.375	0.106	0.170	0.590
-1.00	-1.125	0.212	0.340	0.930
-0.75	-0.875	0.486	0.779	1.709
-0.50	-0.625	0.971	1.557	3.266
-0.25	-0.375	1.797	2.881	6.146
0.00	-0.125	2.438	3.908	10.055
0.25	0.125	3.179	5.096	15.151
0.50	0.375	5.230	8.385	23.536
0.75	0.625	6.362	10.199	33.735
1.00	0.875	7.013	11.243	44.978
1.25	1.125	6.071	9.733	54.711
1.50	1.375	6.943	11.131	65.842
1.75	1.625	6.938	11.123	76.964
2.00	1.875	5.696	9.132	86.096
2.25	2.125	3.824	6.130	92.226
2.50	2.375	1.602	2.568	94.795
2.75	2.625	1.308	2.097	96.891
3.00	2.875	1.003	1.608	98.499
3.25	3.125	0.608	0.975	99.474
3.50	3.375	0.243	0.390	99.864
3.75	3.625	0.077	0.123	99.987
4.00	3.875	0.008	0.013	100.000
5.00	4.50	0.000	0.000	100.000

Statistical Results			
Mean:	1.1100	phi	(0.4633 mm)
Standard Dev:	0.8718	phi-units	(0.5465 mm)
Skewness:	-0.1220	dimensionless	
Kurtosis:	3.0622	dimensionless	
5th Moment:	-1.2975	dimensionless	
6th Moment:	15.7582	dimensionless	
RARD *	0.7853	dimensionless	
Median	1.0040	phi	(0.4986 mm)

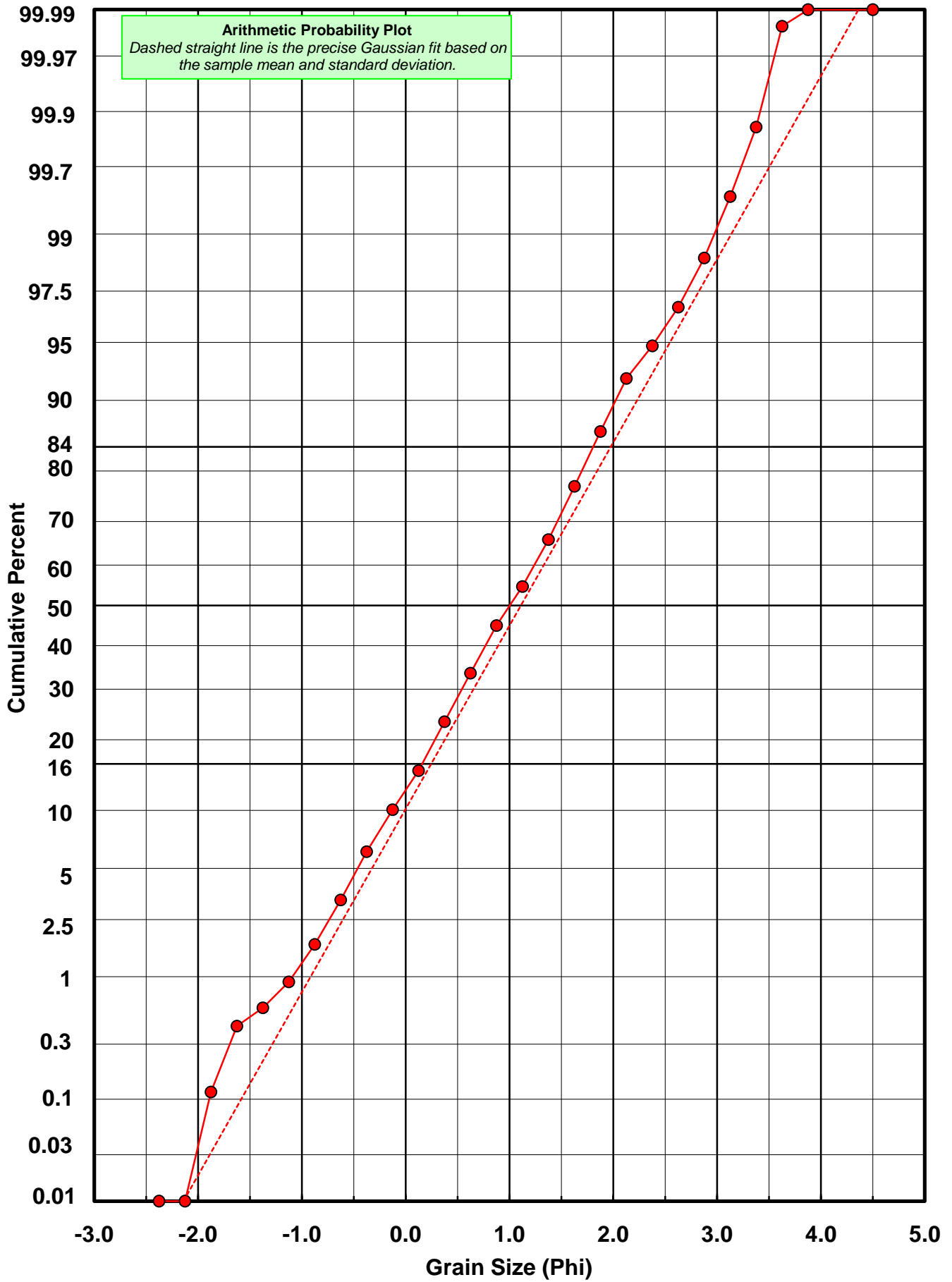
\* RARD = reciprocal absolute relative dispersion (see below)

Statistical Explanation
Calculations based on the Method of Moments
Skewness: 3rd Stand. Moment; Exact Gaussian = 0.0
Kurtosis: 4th Stand. Moment; Exact Gaussian = 3.0
For Further Explanation, See Basille et al. 2002
Millimeter data calculated by $mm = 2^{(-\phi)}$

Reciprocal Absolute Relative Dispersion (RARD) Scale	
< 0.5	Excellent homogeneity (e.g., beaches)
0.5 to 1.0	Good homogeneity
1.0 to 1.33	Fair homogeneity
> 1.33	Poor homogeneity (e.g., glacial)



# SL-16



# Carbonate Grain Size Distribution

Onshore Grab Sample

Sample: SL-16

Total Carbonate Mass: 37.452 grams

% Carbonate: 60.0 %

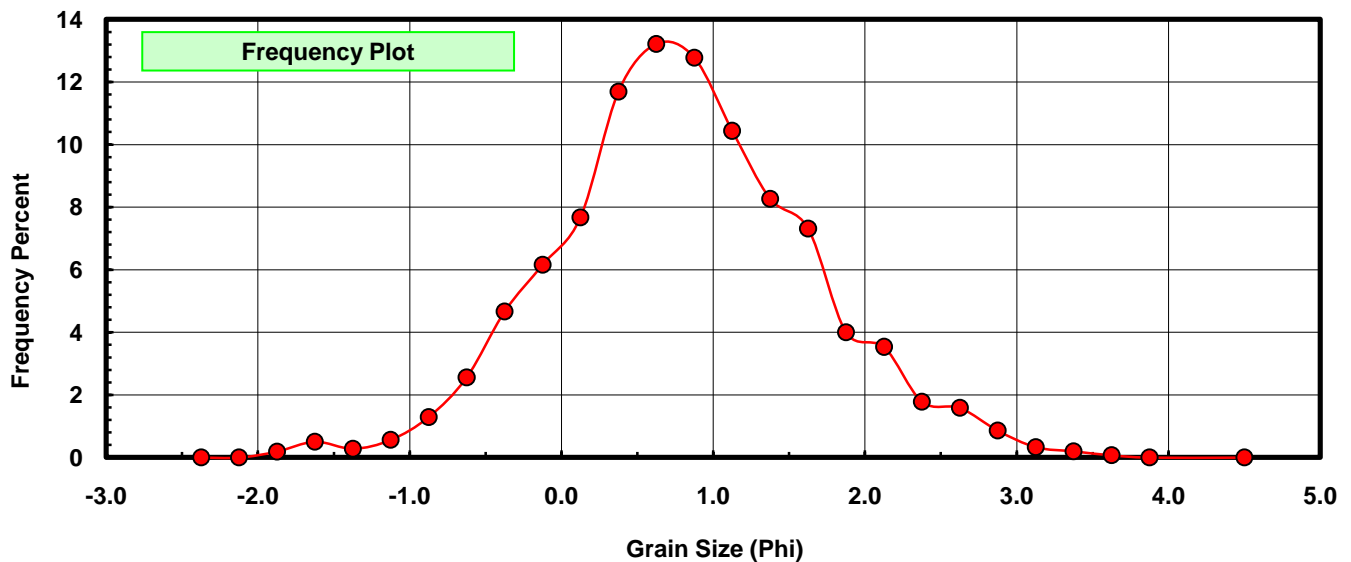
Sieve Size (phi)	Sieve Midpt (phi)	Weight (grams)	Freq Weight %	Cumulative Weight %
-2.25	-2.375	0.000	0.000	0.000
-2.00	-2.125	0.000	0.000	0.000
-1.75	-1.875	0.072	0.192	0.192
-1.50	-1.625	0.190	0.507	0.700
-1.25	-1.375	0.106	0.283	0.983
-1.00	-1.125	0.212	0.566	1.549
-0.75	-0.875	0.486	1.298	2.846
-0.50	-0.625	0.960	2.563	5.410
-0.25	-0.375	1.748	4.667	10.077
0.00	-0.125	2.307	6.160	16.237
0.25	0.125	2.875	7.676	23.913
0.50	0.375	4.380	11.695	35.608
0.75	0.625	4.951	13.220	48.828
1.00	0.875	4.784	12.774	61.602
1.25	1.125	3.910	10.440	72.042
1.50	1.375	3.096	8.267	80.308
1.75	1.625	2.740	7.316	87.624
2.00	1.875	1.498	4.000	91.624
2.25	2.125	1.325	3.538	95.162
2.50	2.375	0.669	1.786	96.948
2.75	2.625	0.594	1.586	98.534
3.00	2.875	0.322	0.860	99.394
3.25	3.125	0.125	0.334	99.728
3.50	3.375	0.075	0.200	99.928
3.75	3.625	0.027	0.072	100.000
4.00	3.875	0.000	0.000	100.000
5.00	4.500	0.000	0.000	100.000

Statistical Results			
Mean:	0.8019	phi	(0.5736 mm)
Standard Dev:	0.8554	phi-units	(0.5527 mm)
Skewness:	0.0856	dimensionless	
Kurtosis:	3.1851	dimensionless	
5th Moment:	0.3841	dimensionless	
6th Moment:	16.5092	dimensionless	
RARD *	1.0667	dimensionless	
Median	0.6479	phi	(0.6382 mm)

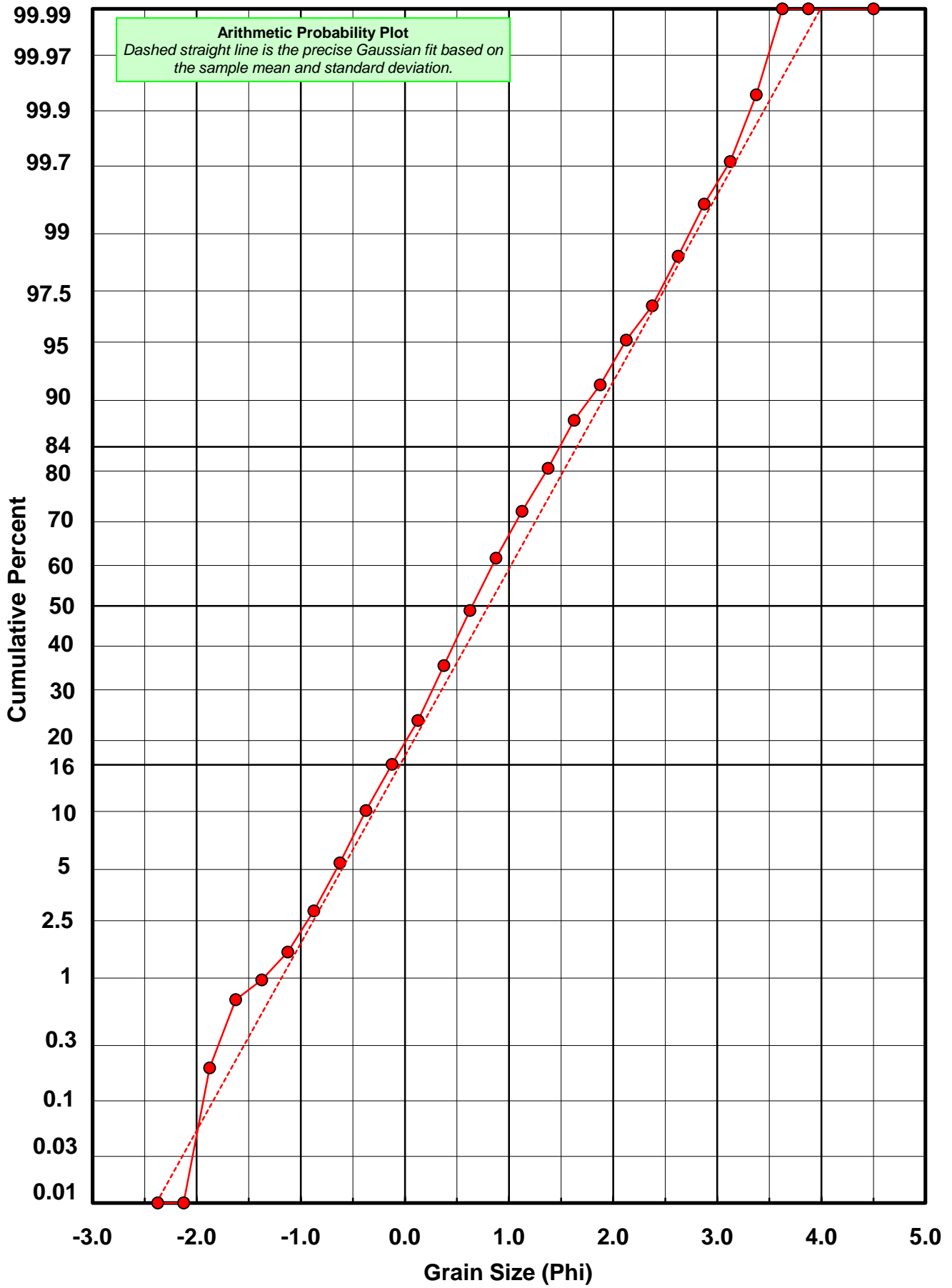
\* RARD = reciprocal absolute relative dispersion (see below)

Statistical Explanation	
Calculations based on the Method of Moments	
Skewness: 3rd Stand. Moment; Exact Gaussian = 0.0	
Kurtosis: 4th Stand. Moment; Exact Gaussian = 3.0	
For Further Explanation, See Basille et al. 2002	
Millimeter data calculated by $mm = 2^{(-\phi)}$	

Reciprocal Absolute Relative Dispersion (RARD) Scale	
< 0.5	Excellent homogeneity (e.g., beaches)
0.5 to 1.0	Good homogeneity
1.0 to 1.33	Fair homogeneity
> 1.33	Poor homogeneity (e.g., glacial)



# SL-16



# Post-Digestion Grain Size Distribution

Onshore Grab Sample

Sample: SL-16

Total Digested Mass: 24.932 grams

% Silica: 40.0 %

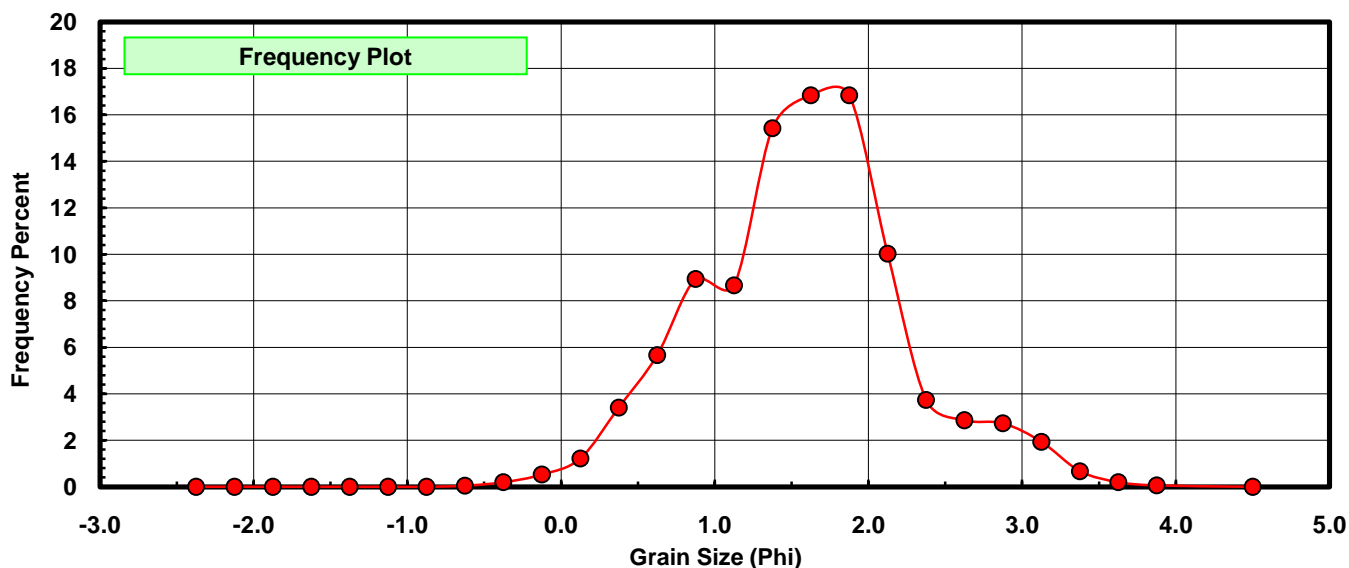
Sieve Size (phi)	Sieve Midpt (phi)	Weight (grams)	Freq Weight %	Cumulative Weight %
-2.25	-2.375	0.000	0.000	0.000
-2.00	-2.125	0.000	0.000	0.000
-1.75	-1.875	0.000	0.000	0.000
-1.50	-1.625	0.000	0.000	0.000
-1.25	-1.375	0.000	0.000	0.000
-1.00	-1.125	0.000	0.000	0.000
-0.75	-0.875	0.000	0.000	0.000
-0.50	-0.625	0.011	0.044	0.044
-0.25	-0.375	0.049	0.197	0.241
0.00	-0.125	0.131	0.525	0.766
0.25	0.125	0.304	1.219	1.985
0.50	0.375	0.850	3.409	5.395
0.75	0.625	1.411	5.659	11.054
1.00	0.875	2.229	8.940	19.994
1.25	1.125	2.161	8.668	28.662
1.50	1.375	3.847	15.430	44.092
1.75	1.625	4.198	16.838	60.930
2.00	1.875	4.198	16.838	77.768
2.25	2.125	2.499	10.023	87.791
2.50	2.375	0.933	3.742	91.533
2.75	2.625	0.714	2.864	94.397
3.00	2.875	0.681	2.731	97.128
3.25	3.125	0.483	1.937	99.065
3.50	3.375	0.168	0.674	99.739
3.75	3.625	0.050	0.201	99.940
4.00	3.875	0.015	0.060	100.000
5.00	4.500	0.000	0.000	100.000

Statistical Results			
Mean:	1.5737	phi	(0.3359 mm)
Standard Dev:	0.6814	phi-units	(0.6236 mm)
Skewness:	0.1378	dimensionless	
Kurtosis:	3.1521	dimensionless	
5th Moment:	1.3880	dimensionless	
6th Moment:	15.3305	dimensionless	
RARD *	0.4330	dimensionless	
Median	1.4627	phi	(0.3628 mm)

\* RARD = reciprocal absolute relative dispersion (see below)

Statistical Explanation	
Calculations based on the Method of Moments	
Skewness: 3rd Stand. Moment; Exact Gaussian = 0.0	
Kurtosis: 4th Stand. Moment; Exact Gaussian = 3.0	
For Further Explanation, See Basille et al. 2002	
Millimeter data calculated by $mm = 2^{(-\phi)}$	

Reciprocal Absolute Relative Dispersion (RARD) Scale	
< 0.5	Excellent homogeneity (e.g., beaches)
0.5 to 1.0	Good homogeneity
1.0 to 1.33	Fair homogeneity
> 1.33	Poor homogeneity (e.g., glacial)



# SL-16

