

Onshore Grab Sample

Sample: SL-14
Sample Taken By: D. Phelps
Sample Collected On: 12/16/08
Splits? N/A

County: St. Lucie
Latitude: 27° 23' 07.9"
Longitude: 80° 15' 26.7"
Datum: WGS 84
Surf. Elev: 0
Datum: N/A

Fine Data Summary

Total Sample Weight 63.852 grams
Total Fines in Sample 0.151 grams
Total Percent Fines 0.24 %

Dry Sieving Summary

Total Sample Weight 63.697 grams
Total Digested Weight 26.515 grams
Total Carbonate Weight 37.182 grams
Total Silica % 41.63 %
Total Carbonate % 58.37 %
Carbonate/Silica Ratio 1.402

General Comments:

None

Description

Worked By: M. Ladle

Pre-Digestion Grain Size Distribution

Onshore Grab Sample

Sample: SL-14

Total Sample Mass: 63.697 grams

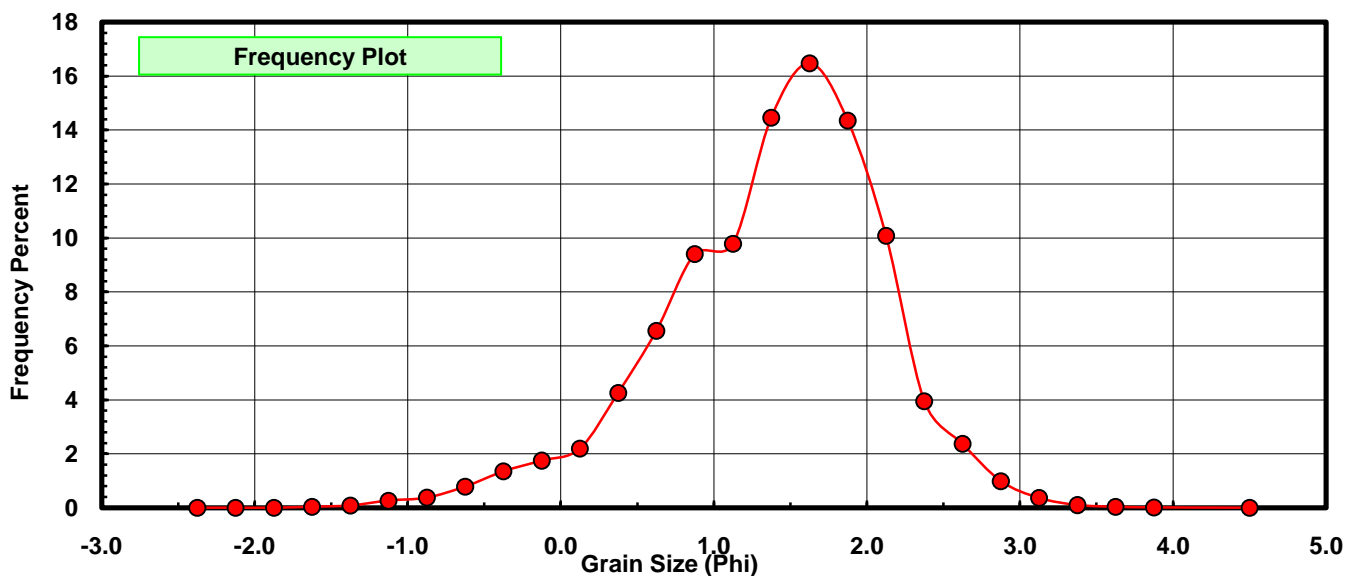
Sieve Size (phi)	Sieve Midpt (phi)	Weight (grams)	Freq Weight %	Cumulative Weight %
-2.25	-2.375	0.000	0.000	0.000
-2.00	-2.125	0.000	0.000	0.000
-1.75	-1.875	0.000	0.000	0.000
-1.50	-1.625	0.023	0.036	0.036
-1.25	-1.375	0.053	0.083	0.119
-1.00	-1.125	0.169	0.265	0.385
-0.75	-0.875	0.238	0.374	0.758
-0.50	-0.625	0.499	0.783	1.542
-0.25	-0.375	0.858	1.347	2.889
0.00	-0.125	1.114	1.749	4.638
0.25	0.125	1.397	2.193	6.831
0.50	0.375	2.713	4.259	11.090
0.75	0.625	4.180	6.562	17.652
1.00	0.875	5.990	9.404	27.056
1.25	1.125	6.230	9.781	36.837
1.50	1.375	9.210	14.459	51.296
1.75	1.625	10.493	16.473	67.769
2.00	1.875	9.136	14.343	82.112
2.25	2.125	6.418	10.076	92.188
2.50	2.375	2.514	3.947	96.135
2.75	2.625	1.508	2.367	98.502
3.00	2.875	0.629	0.987	99.490
3.25	3.125	0.231	0.363	99.852
3.50	3.375	0.064	0.100	99.953
3.75	3.625	0.023	0.036	99.989
4.00	3.875	0.007	0.011	100.000
5.00	4.50	0.000	0.000	100.000

Statistical Results			
Mean:	1.3822	phi	(0.3836 mm)
Standard Dev:	0.7265	phi-units	(0.6044 mm)
Skewness:	-0.6021	dimensionless	
Kurtosis:	3.6417	dimensionless	
5th Moment:	-5.6397	dimensionless	
6th Moment:	24.4317	dimensionless	
RARD *	0.5256	dimensionless	
Median	1.3526	phi	(0.3916 mm)

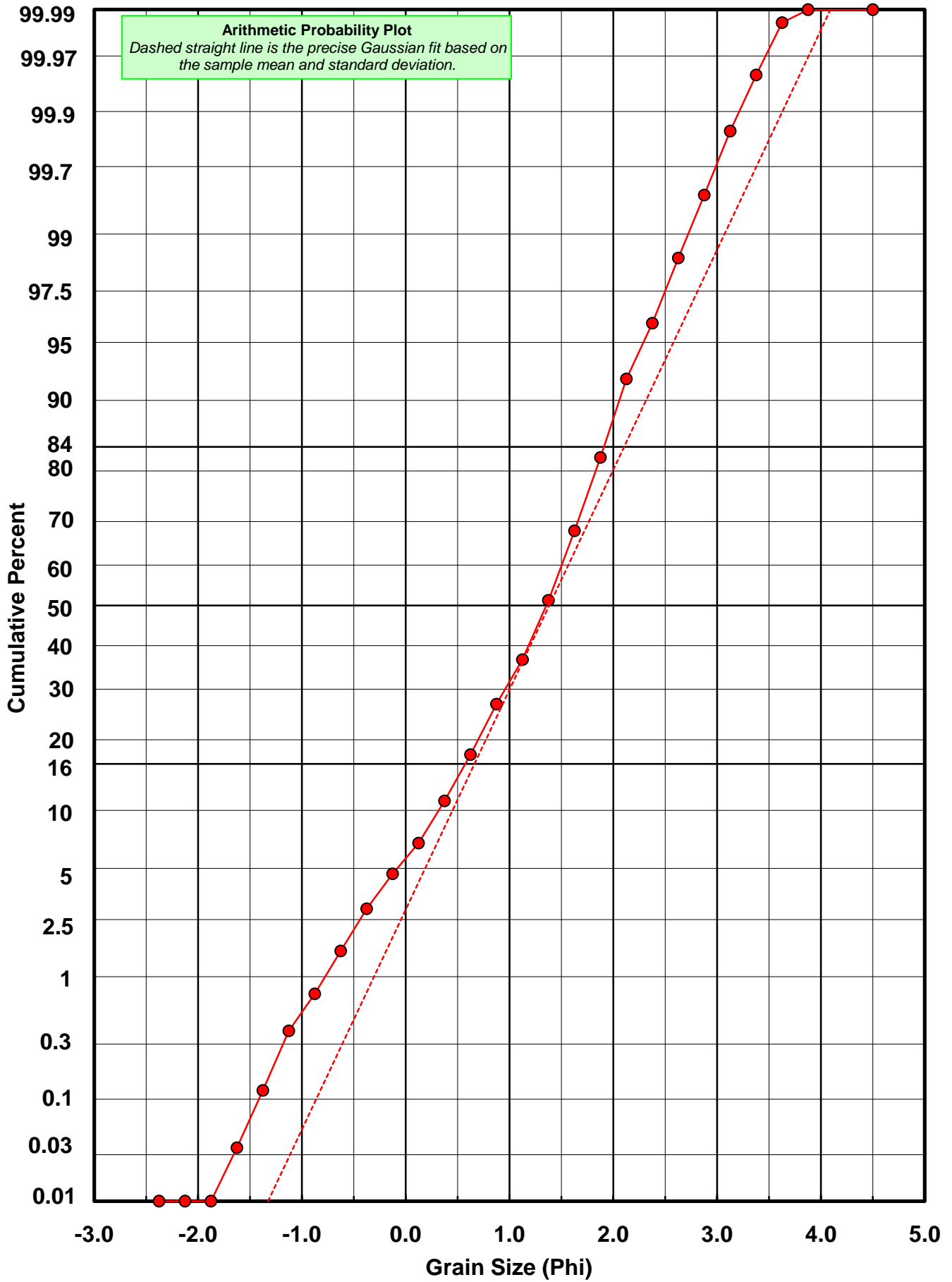
* RARD = reciprocal absolute relative dispersion (see below)

Statistical Explanation
Calculations based on the Method of Moments
Skewness: 3rd Stand. Moment; Exact Gaussian = 0.0
Kurtosis: 4th Stand. Moment; Exact Gaussian = 3.0
For Further Explanation, See Basille et al. 2002
Millimeter data calculated by $mm = 2^{(-\phi)}$

Reciprocal Absolute Relative Dispersion (RARD) Scale	
< 0.5	Excellent homogeneity (e.g., beaches)
0.5 to 1.0	Good homogeneity
1.0 to 1.33	Fair homogeneity
> 1.33	Poor homogeneity (e.g., glacial)



SL-14



Carbonate Grain Size Distribution

Onshore Grab Sample

Sample: SL-14

Total Carbonate Mass: 37.193 grams

% Carbonate: 58.4 %

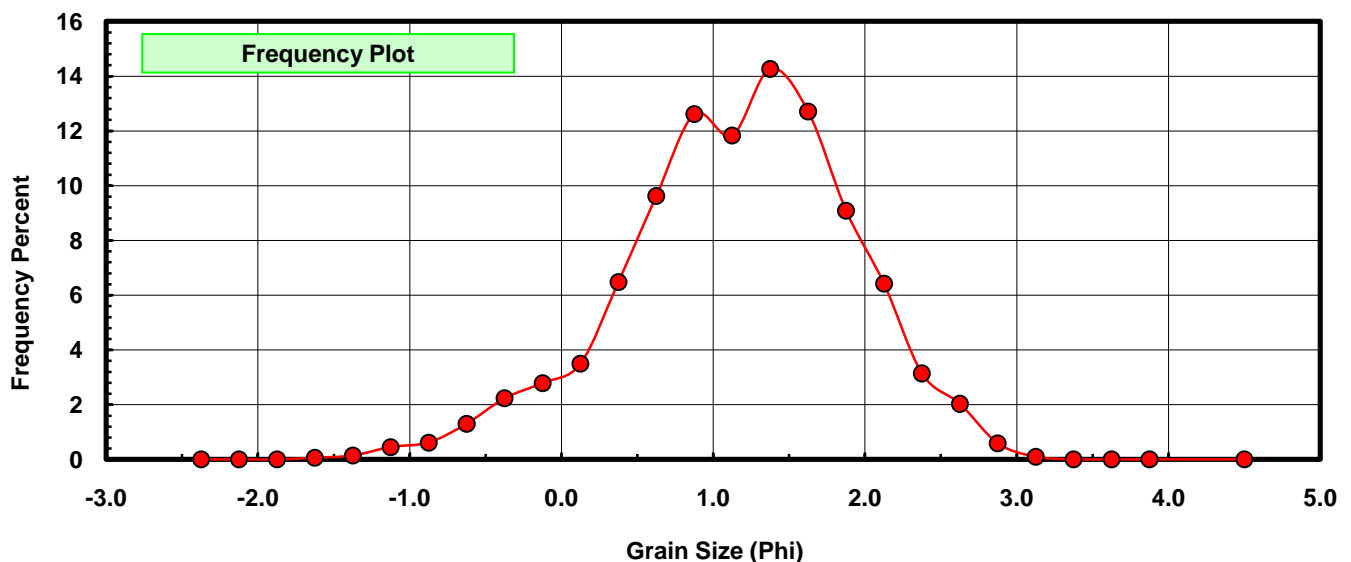
Sieve Size (phi)	Sieve Midpt (phi)	Weight (grams)	Freq Weight %	Cumulative Weight %
-2.25	-2.375	0.000	0.000	0.000
-2.00	-2.125	0.000	0.000	0.000
-1.75	-1.875	0.000	0.000	0.000
-1.50	-1.625	0.023	0.062	0.062
-1.25	-1.375	0.053	0.142	0.204
-1.00	-1.125	0.169	0.454	0.659
-0.75	-0.875	0.230	0.618	1.277
-0.50	-0.625	0.485	1.304	2.581
-0.25	-0.375	0.831	2.234	4.815
0.00	-0.125	1.038	2.791	7.606
0.25	0.125	1.302	3.501	11.107
0.50	0.375	2.412	6.485	17.592
0.75	0.625	3.580	9.625	27.217
1.00	0.875	4.690	12.610	39.827
1.25	1.125	4.399	11.827	51.655
1.50	1.375	5.305	14.263	65.918
1.75	1.625	4.725	12.704	78.622
2.00	1.875	3.381	9.090	87.713
2.25	2.125	2.387	6.418	94.131
2.50	2.375	1.169	3.143	97.274
2.75	2.625	0.756	2.033	99.306
3.00	2.875	0.219	0.589	99.895
3.25	3.125	0.037	0.099	99.995
3.50	3.375	0.002	0.005	100.000
3.75	3.625	0.000	0.000	100.000
4.00	3.875	0.000	0.000	100.000
5.00	4.500	0.000	0.000	100.000

Statistical Results			
Mean:	1.1564	phi	(0.4486 mm)
Standard Dev:	0.7658	phi-units	(0.5881 mm)
Skewness:	-0.4015	dimensionless	
Kurtosis:	3.1200	dimensionless	
5th Moment:	-3.5471	dimensionless	
6th Moment:	16.3719	dimensionless	
RARD *	0.6623	dimensionless	
Median	1.0900	phi	(0.4698 mm)

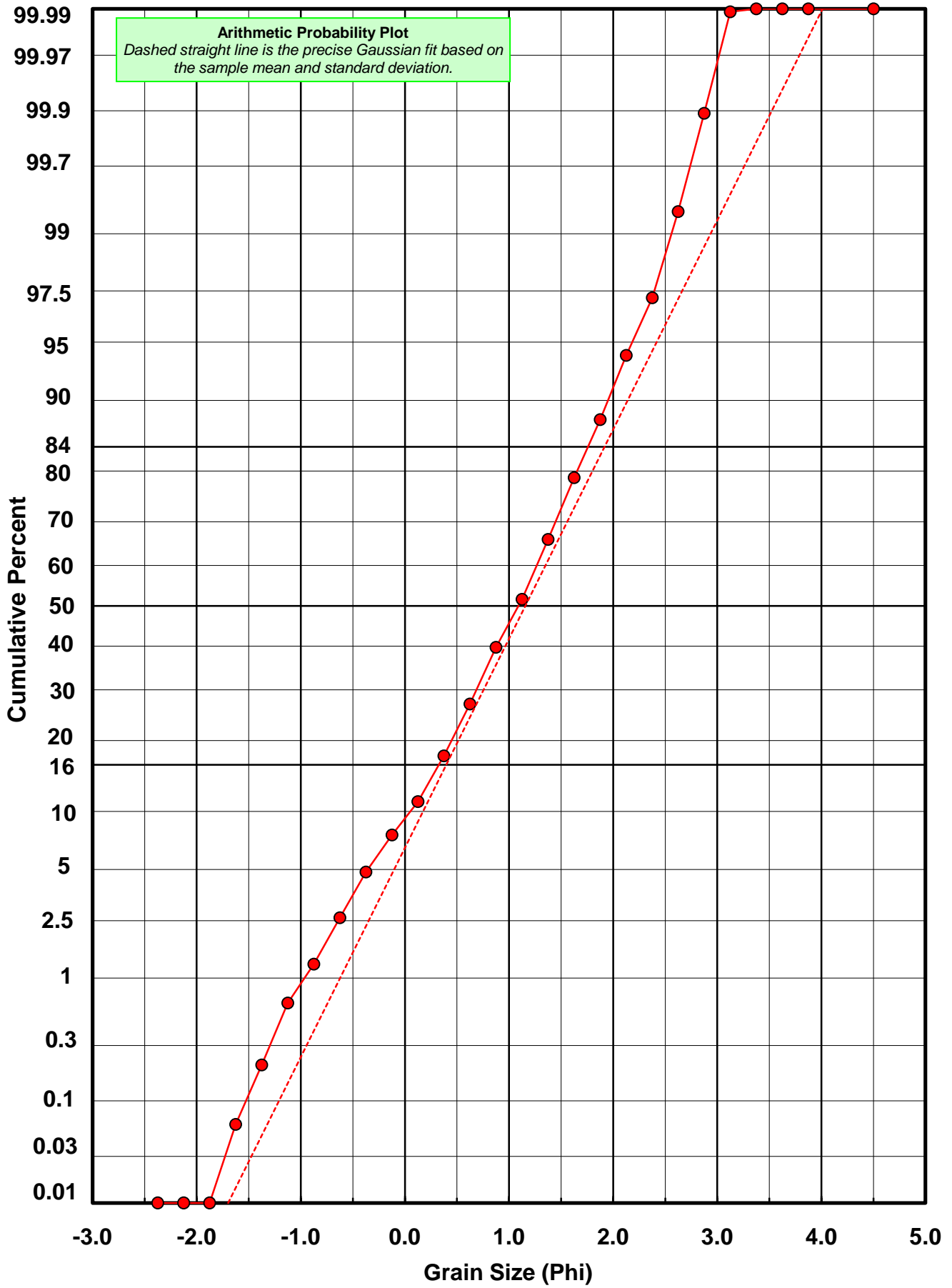
* RARD = reciprocal absolute relative dispersion (see below)

Statistical Explanation	
Calculations based on the Method of Moments	
Skewness: 3rd Stand. Moment; Exact Gaussian = 0.0	
Kurtosis: 4th Stand. Moment; Exact Gaussian = 3.0	
For Further Explanation, See Basille et al. 2002	
Millimeter data calculated by $mm = 2^{(-\phi)}$	

Reciprocal Absolute Relative Dispersion (RARD) Scale	
< 0.5	Excellent homogeneity (e.g., beaches)
0.5 to 1.0	Good homogeneity
1.0 to 1.33	Fair homogeneity
> 1.33	Poor homogeneity (e.g., glacial)



SL-14



Post-Digestion Grain Size Distribution

Onshore Grab Sample

Sample: SL-14

Total Digested Mass: 26.515 grams

% Silica: 41.6 %

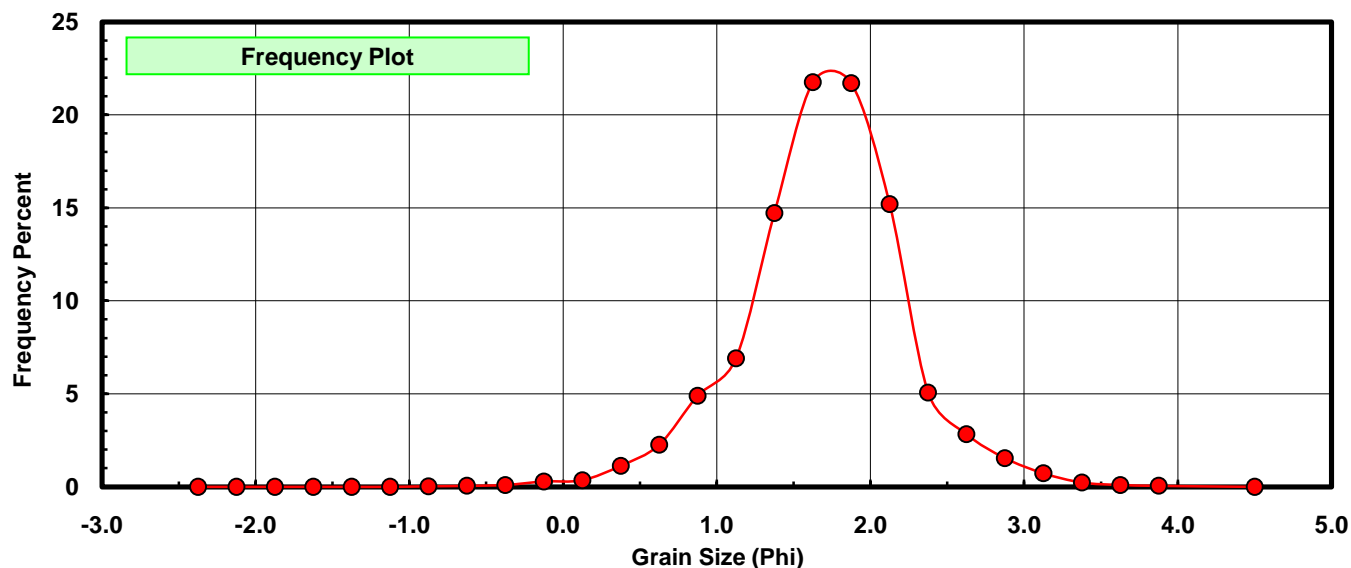
Sieve Size (phi)	Sieve Midpt (phi)	Weight (grams)	Freq Weight %	Cumulative Weight %
-2.25	-2.375	0.000	0.000	0.000
-2.00	-2.125	0.000	0.000	0.000
-1.75	-1.875	0.000	0.000	0.000
-1.50	-1.625	0.000	0.000	0.000
-1.25	-1.375	0.000	0.000	0.000
-1.00	-1.125	0.000	0.000	0.000
-0.75	-0.875	0.008	0.030	0.030
-0.50	-0.625	0.014	0.053	0.083
-0.25	-0.375	0.027	0.102	0.185
0.00	-0.125	0.076	0.287	0.471
0.25	0.125	0.095	0.358	0.830
0.50	0.375	0.301	1.135	1.965
0.75	0.625	0.600	2.263	4.228
1.00	0.875	1.300	4.903	9.131
1.25	1.125	1.831	6.906	16.036
1.50	1.375	3.905	14.728	30.764
1.75	1.625	5.768	21.754	52.517
2.00	1.875	5.755	21.705	74.222
2.25	2.125	4.031	15.203	89.425
2.50	2.375	1.345	5.073	94.497
2.75	2.625	0.752	2.836	97.334
3.00	2.875	0.410	1.546	98.880
3.25	3.125	0.194	0.732	99.612
3.50	3.375	0.062	0.234	99.845
3.75	3.625	0.027	0.102	99.947
4.00	3.875	0.014	0.053	100.000
5.00	4.500	0.000	0.000	100.000

Statistical Results			
Mean:	1.7000	phi	(0.3078 mm)
Standard Dev:	0.5368	phi-units	(0.6893 mm)
Skewness:	-0.2137	dimensionless	
Kurtosis:	4.2416	dimensionless	
5th Moment:	-2.6790	dimensionless	
6th Moment:	35.2994	dimensionless	
RARD *	0.3157	dimensionless	
Median	1.5961	phi	(0.3308 mm)

* RARD = reciprocal absolute relative dispersion (see below)

Statistical Explanation	
Calculations based on the Method of Moments	
Skewness: 3rd Stand. Moment; Exact Gaussian = 0.0	
Kurtosis: 4th Stand. Moment; Exact Gaussian = 3.0	
For Further Explanation, See Basille et al. 2002	
Millimeter data calculated by $mm = 2^{(-\phi)}$	

Reciprocal Absolute Relative Dispersion (RARD) Scale	
< 0.5	Excellent homogeneity (e.g., beaches)
0.5 to 1.0	Good homogeneity
1.0 to 1.33	Fair homogeneity
> 1.33	Poor homogeneity (e.g., glacial)



SL-14

