

Onshore Grab Sample

Sample: SL-07-BB
Sample Taken By: D. Phelps
Sample Collected On: 10/31/08
Splits? N/A

County: St. Lucie
Latitude: 27° 28' 33.7"
Longitude: 80° 17' 29.4"
Datum: WGS 84
Surf. Elev: 0
Datum: N/A

Fine Data Summary

Total Sample Weight 61.335 grams
Total Fines in Sample 0.055 grams
Total Percent Fines 0.09 %

Dry Sieving Summary

Total Sample Weight 61.292 grams
Total Digested Weight 40.181 grams
Total Carbonate Weight 21.111 grams
Total Silica % 65.56 %
Total Carbonate % 34.44 %
Carbonate/Silica Ratio 0.525

General Comments:

None

Description

Worked By: M. Ladle

Pre-Digestion Grain Size Distribution

Onshore Grab Sample

Sample: SL-07-BB

Total Sample Mass: 61.292 grams

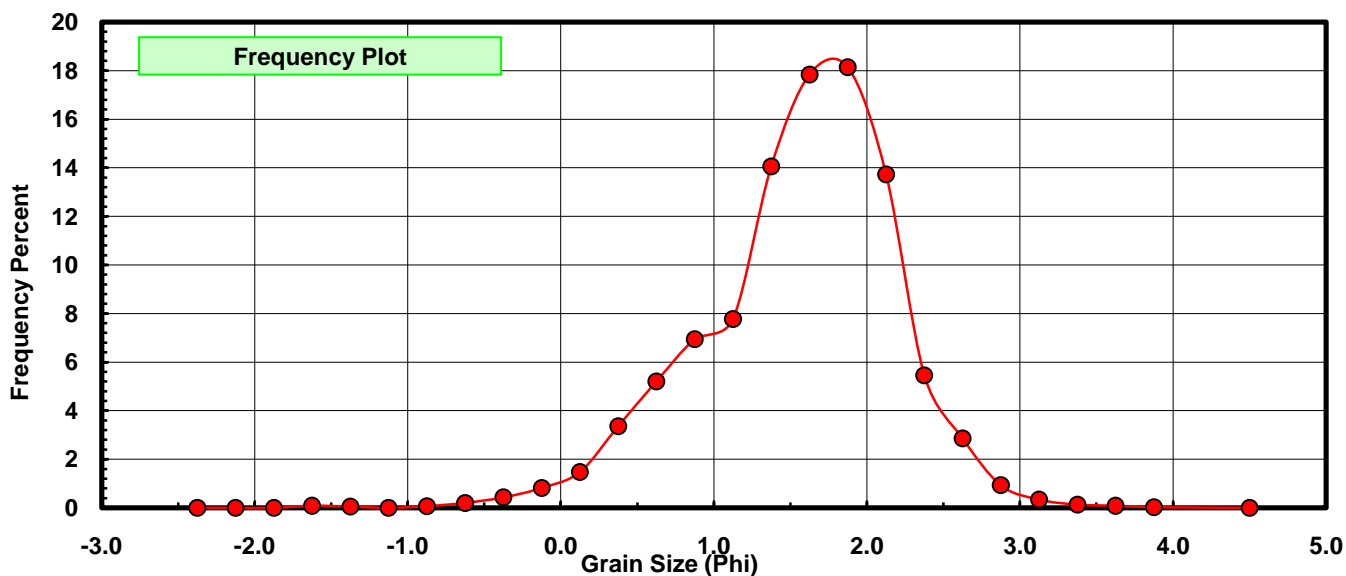
Sieve Size (phi)	Sieve Midpt (phi)	Weight (grams)	Freq Weight %	Cumulative Weight %
-2.25	-2.375	0.000	0.000	0.000
-2.00	-2.125	0.000	0.000	0.000
-1.75	-1.875	0.000	0.000	0.000
-1.50	-1.625	0.052	0.085	0.085
-1.25	-1.375	0.031	0.051	0.135
-1.00	-1.125	0.000	0.000	0.135
-0.75	-0.875	0.041	0.067	0.202
-0.50	-0.625	0.124	0.202	0.405
-0.25	-0.375	0.263	0.429	0.834
0.00	-0.125	0.500	0.816	1.649
0.25	0.125	0.903	1.473	3.123
0.50	0.375	2.057	3.356	6.479
0.75	0.625	3.190	5.205	11.683
1.00	0.875	4.254	6.941	18.624
1.25	1.125	4.764	7.773	26.397
1.50	1.375	8.618	14.061	40.457
1.75	1.625	10.936	17.842	58.300
2.00	1.875	11.117	18.138	76.437
2.25	2.125	8.417	13.733	90.170
2.50	2.375	3.346	5.459	95.629
2.75	2.625	1.754	2.862	98.491
3.00	2.875	0.570	0.930	99.421
3.25	3.125	0.207	0.338	99.759
3.50	3.375	0.081	0.132	99.891
3.75	3.625	0.052	0.085	99.976
4.00	3.875	0.015	0.024	100.000
5.00	4.50	0.000	0.000	100.000

Statistical Results			
Mean:	1.5543	phi	(0.3405 mm)
Standard Dev:	0.6423	phi-units	(0.6407 mm)
Skewness:	-0.6083	dimensionless	
Kurtosis:	3.9722	dimensionless	
5th Moment:	-7.0848	dimensionless	
6th Moment:	36.6254	dimensionless	
RARD *	0.4132	dimensionless	
Median	1.5087	phi	(0.3514 mm)

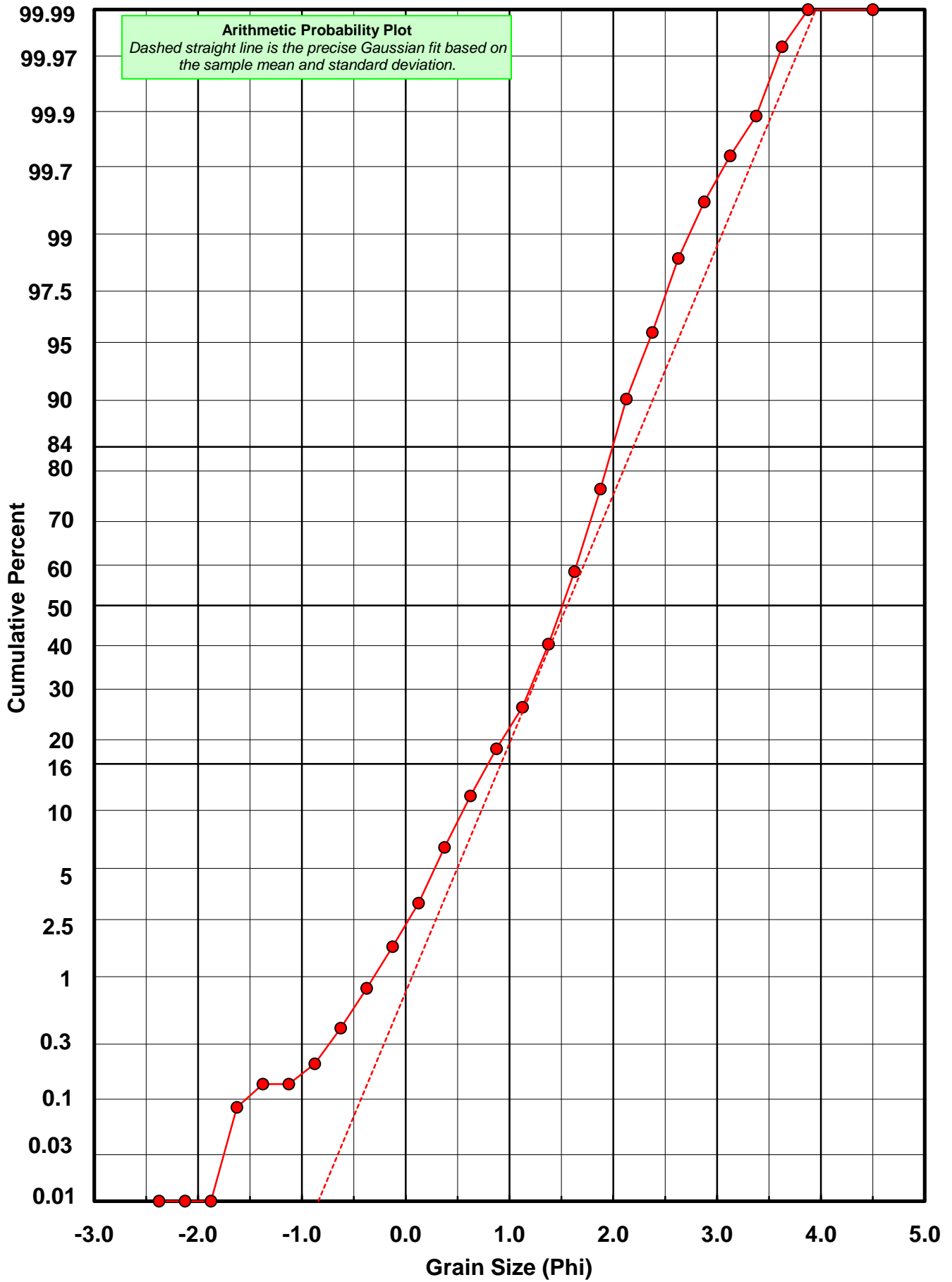
* RARD = reciprocal absolute relative dispersion (see below)

Statistical Explanation	
Calculations based on the Method of Moments	
Skewness: 3rd Stand. Moment; Exact Gaussian = 0.0	
Kurtosis: 4th Stand. Moment; Exact Gaussian = 3.0	
For Further Explanation, See Basille et al. 2002	
Millimeter data calculated by $mm = 2^{(-\phi)}$	

Reciprocal Absolute Relative Dispersion (RARD) Scale	
< 0.5	Excellent homogeneity (e.g., beaches)
0.5 to 1.0	Good homogeneity
1.0 to 1.33	Fair homogeneity
> 1.33	Poor homogeneity (e.g., glacial)



SL-07-BB



Carbonate Grain Size Distribution

Onshore Grab Sample

Sample: SL-07-BB

Total Carbonate Mass: 21.111 grams

% Carbonate: 34.4 %

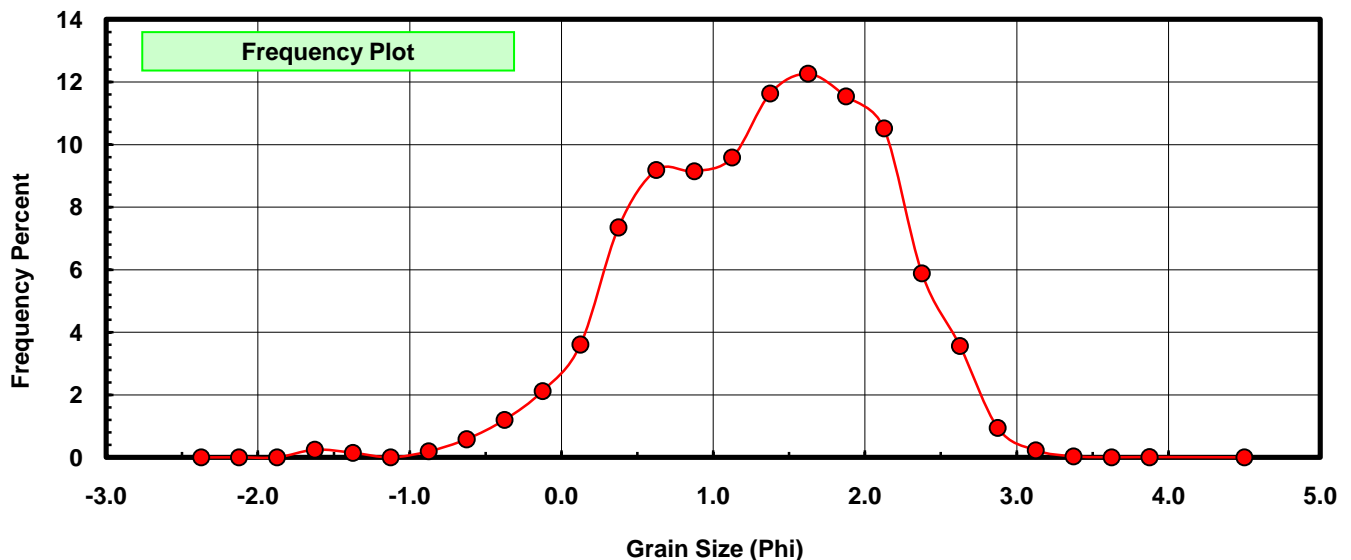
Sieve Size (phi)	Sieve Midpt (phi)	Weight (grams)	Freq Weight %	Cumulative Weight %
-2.25	-2.375	0.000	0.000	0.000
-2.00	-2.125	0.000	0.000	0.000
-1.75	-1.875	0.000	0.000	0.000
-1.50	-1.625	0.052	0.246	0.246
-1.25	-1.375	0.031	0.147	0.393
-1.00	-1.125	0.000	0.000	0.393
-0.75	-0.875	0.041	0.194	0.587
-0.50	-0.625	0.123	0.583	1.170
-0.25	-0.375	0.254	1.203	2.373
0.00	-0.125	0.448	2.122	4.495
0.25	0.125	0.762	3.609	8.105
0.50	0.375	1.552	7.352	15.456
0.75	0.625	1.939	9.185	24.641
1.00	0.875	1.931	9.147	33.788
1.25	1.125	2.023	9.583	43.371
1.50	1.375	2.456	11.634	55.005
1.75	1.625	2.589	12.264	67.268
2.00	1.875	2.437	11.544	78.812
2.25	2.125	2.220	10.516	89.328
2.50	2.375	1.243	5.888	95.216
2.75	2.625	0.753	3.567	98.783
3.00	2.875	0.199	0.943	99.725
3.25	3.125	0.048	0.227	99.953
3.50	3.375	0.007	0.033	99.986
3.75	3.625	0.001	0.005	99.991
4.00	3.875	0.002	0.009	100.000
5.00	4.500	0.000	0.000	100.000

Statistical Results			
Mean:	1.3273	phi	(0.3985 mm)
Standard Dev:	0.7935	phi-units	(0.577 mm)
Skewness:	-0.3650	dimensionless	
Kurtosis:	2.8293	dimensionless	
5th Moment:	-3.6964	dimensionless	
6th Moment:	16.6416	dimensionless	
RARD *	0.5978	dimensionless	
Median	1.2675	phi	(0.4154 mm)

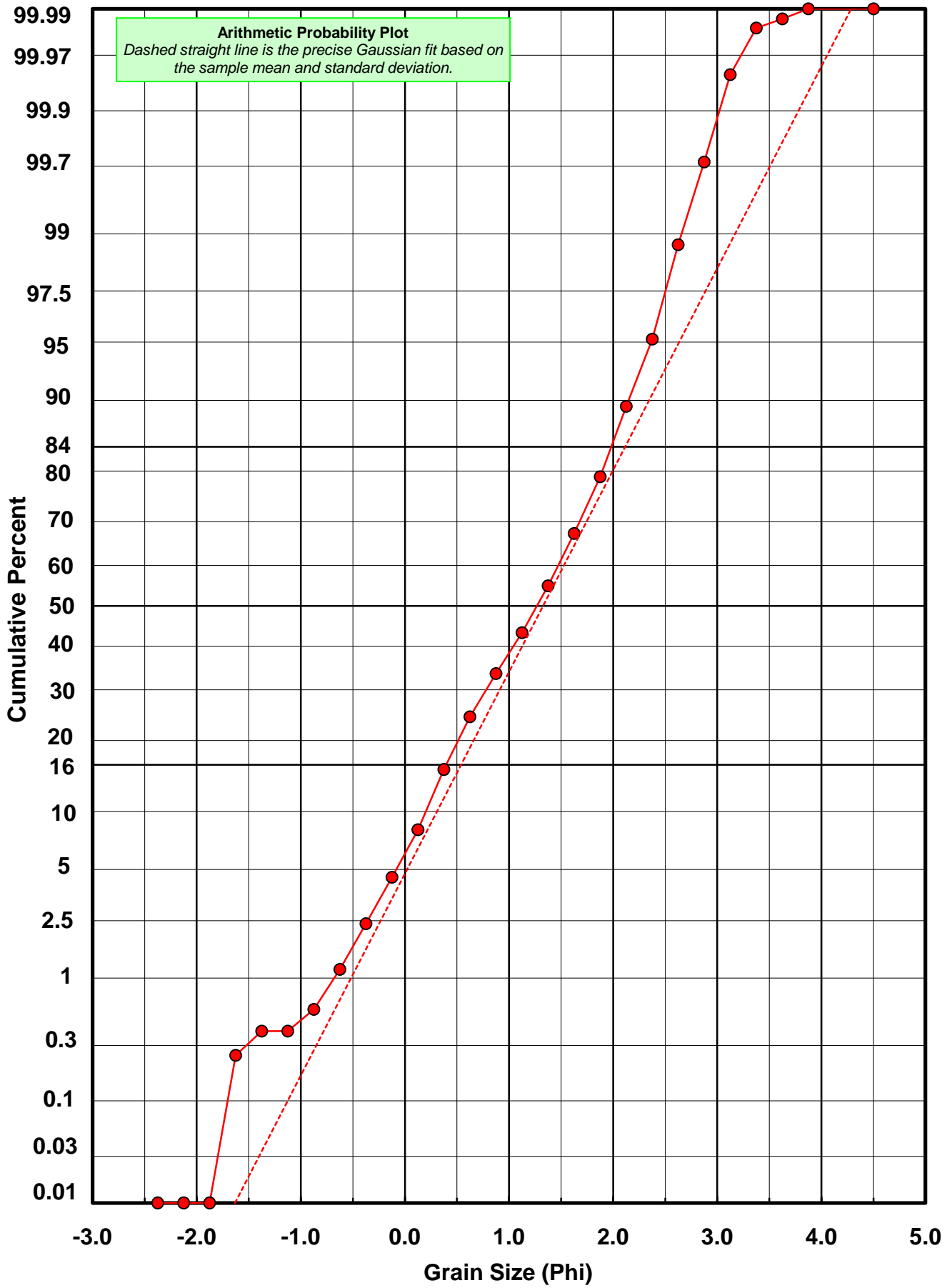
* RARD = reciprocal absolute relative dispersion (see below)

Statistical Explanation	
Calculations based on the Method of Moments	
Skewness: 3rd Stand. Moment; Exact Gaussian = 0.0	
Kurtosis: 4th Stand. Moment; Exact Gaussian = 3.0	
For Further Explanation, See Basille et al. 2002	
Millimeter data calculated by $mm = 2^{(-\phi)}$	

Reciprocal Absolute Relative Dispersion (RARD) Scale	
< 0.5	Excellent homogeneity (e.g., beaches)
0.5 to 1.0	Good homogeneity
1.0 to 1.33	Fair homogeneity
> 1.33	Poor homogeneity (e.g., glacial)



SL-07-BB



Post-Digestion Grain Size Distribution

Onshore Grab Sample

Sample: SL-07-BB

Total Digested Mass: 40.181 grams

% Silica: 65.6 %

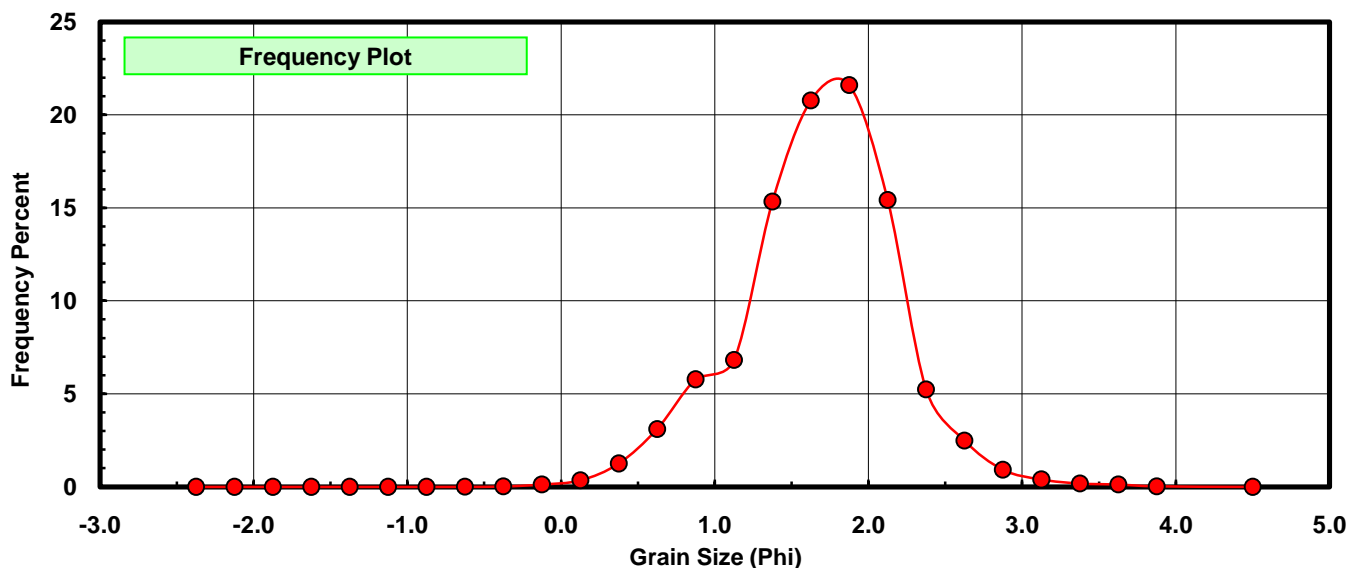
Sieve Size (phi)	Sieve Midpt (phi)	Weight (grams)	Freq Weight %	Cumulative Weight %
-2.25	-2.375	0.000	0.000	0.000
-2.00	-2.125	0.000	0.000	0.000
-1.75	-1.875	0.000	0.000	0.000
-1.50	-1.625	0.000	0.000	0.000
-1.25	-1.375	0.000	0.000	0.000
-1.00	-1.125	0.000	0.000	0.000
-0.75	-0.875	0.000	0.000	0.000
-0.50	-0.625	0.001	0.002	0.002
-0.25	-0.375	0.009	0.022	0.025
0.00	-0.125	0.052	0.129	0.154
0.25	0.125	0.141	0.351	0.505
0.50	0.375	0.505	1.257	1.762
0.75	0.625	1.251	3.113	4.875
1.00	0.875	2.323	5.781	10.657
1.25	1.125	2.741	6.822	17.478
1.50	1.375	6.162	15.336	32.814
1.75	1.625	8.347	20.773	53.588
2.00	1.875	8.680	21.602	75.190
2.25	2.125	6.197	15.423	90.612
2.50	2.375	2.103	5.234	95.846
2.75	2.625	1.001	2.491	98.338
3.00	2.875	0.371	0.923	99.261
3.25	3.125	0.159	0.396	99.657
3.50	3.375	0.074	0.184	99.841
3.75	3.625	0.051	0.127	99.968
4.00	3.875	0.013	0.032	100.000
5.00	4.500	0.000	0.000	100.000

Statistical Results			
Mean:	1.6736	phi	(0.3135 mm)
Standard Dev:	0.5189	phi-units	(0.6979 mm)
Skewness:	-0.1870	dimensionless	
Kurtosis:	3.6883	dimensionless	
5th Moment:	-0.4064	dimensionless	
6th Moment:	24.8732	dimensionless	
RARD *	0.3101	dimensionless	
Median	1.5818	phi	(0.3341 mm)

* RARD = reciprocal absolute relative dispersion (see below)

Statistical Explanation	
Calculations based on the Method of Moments	
Skewness: 3rd Stand. Moment; Exact Gaussian = 0.0	
Kurtosis: 4th Stand. Moment; Exact Gaussian = 3.0	
For Further Explanation, See Basille et al. 2002	
Millimeter data calculated by $mm = 2^{-(\phi)}$	

Reciprocal Absolute Relative Dispersion (RARD) Scale	
< 0.5	Excellent homogeneity (e.g., beaches)
0.5 to 1.0	Good homogeneity
1.0 to 1.33	Fair homogeneity
> 1.33	Poor homogeneity (e.g., glacial)



SL-07-BB

