

Onshore Grab Sample

Sample: SL-06
Sample Taken By: D. Phelps
Sample Collected On: 10/31/08
Splits? N/A

County: St. Lucie
Latitude: 27° 29' 19.2"
Longitude: 80° 17' 48.1"
Datum: WGS 84
Surf. Elev: 0
Datum: N/A

Fine Data Summary

Total Sample Weight 54.08 grams
Total Fines in Sample 0.164 grams
Total Percent Fines 0.30 %

Dry Sieving Summary

Total Sample Weight 53.868 grams
Total Digested Weight 38.143 grams
Total Carbonate Weight 15.725 grams
Total Silica % 70.81 %
Total Carbonate % 29.19 %
Carbonate/Silica Ratio 0.412

General Comments:

None

Description

Worked By: M. Ladle

Pre-Digestion Grain Size Distribution

Onshore Grab Sample

Sample: SL-06

Total Sample Mass: 53.868 grams

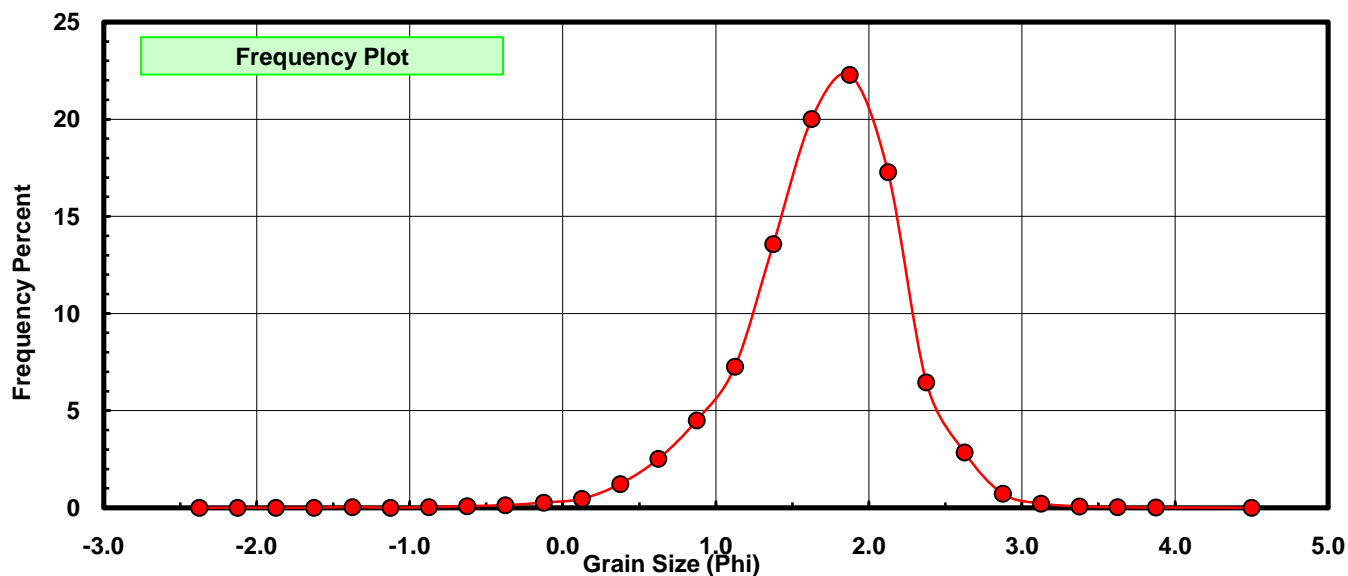
Sieve Size (phi)	Sieve Midpt (phi)	Weight (grams)	Freq Weight %	Cumulative Weight %
-2.25	-2.375	0.000	0.000	0.000
-2.00	-2.125	0.000	0.000	0.000
-1.75	-1.875	0.000	0.000	0.000
-1.50	-1.625	0.000	0.000	0.000
-1.25	-1.375	0.020	0.037	0.037
-1.00	-1.125	0.000	0.000	0.037
-0.75	-0.875	0.017	0.032	0.069
-0.50	-0.625	0.046	0.085	0.154
-0.25	-0.375	0.071	0.132	0.286
0.00	-0.125	0.143	0.265	0.551
0.25	0.125	0.248	0.460	1.012
0.50	0.375	0.660	1.225	2.237
0.75	0.625	1.358	2.521	4.758
1.00	0.875	2.424	4.500	9.258
1.25	1.125	3.912	7.262	16.520
1.50	1.375	7.309	13.568	30.088
1.75	1.625	10.775	20.003	50.091
2.00	1.875	12.005	22.286	72.377
2.25	2.125	9.302	17.268	89.645
2.50	2.375	3.481	6.462	96.107
2.75	2.625	1.534	2.848	98.955
3.00	2.875	0.387	0.718	99.673
3.25	3.125	0.117	0.217	99.890
3.50	3.375	0.038	0.071	99.961
3.75	3.625	0.015	0.028	99.989
4.00	3.875	0.006	0.011	100.000
5.00	4.50	0.000	0.000	100.000

Statistical Results			
Mean:	1.6958	phi	(0.3087 mm)
Standard Dev:	0.5212	phi-units	(0.6968 mm)
Skewness:	-0.6609	dimensionless	
Kurtosis:	4.5442	dimensionless	
5th Moment:	-9.6644	dimensionless	
6th Moment:	52.4150	dimensionless	
RARD *	0.3073	dimensionless	
Median	1.6239	phi	(0.3245 mm)

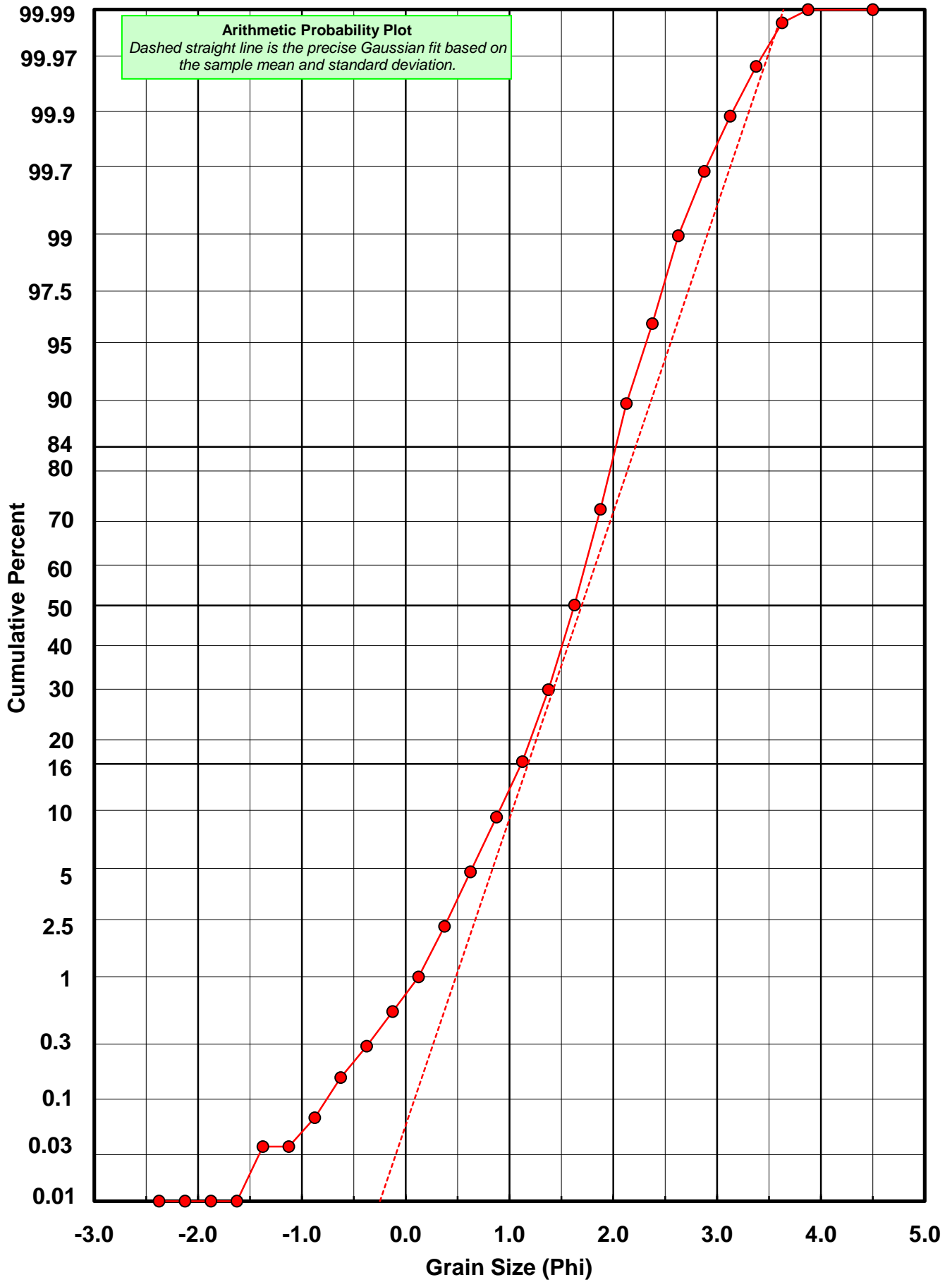
* RARD = reciprocal absolute relative dispersion (see below)

Statistical Explanation	
Calculations based on the Method of Moments	
Skewness: 3rd Stand. Moment; Exact Gaussian = 0.0	
Kurtosis: 4th Stand. Moment; Exact Gaussian = 3.0	
For Further Explanation, See Basille et al. 2002	
Millimeter data calculated by $mm = 2^{(-\phi)}$	

Reciprocal Absolute Relative Dispersion (RARD) Scale	
< 0.5	Excellent homogeneity (e.g., beaches)
0.5 to 1.0	Good homogeneity
1.0 to 1.33	Fair homogeneity
> 1.33	Poor homogeneity (e.g., glacial)



SL-06



Carbonate Grain Size Distribution

Onshore Grab Sample

Sample: SL-06

Total Carbonate Mass: 15.744 grams

% Carbonate: 29.2 %

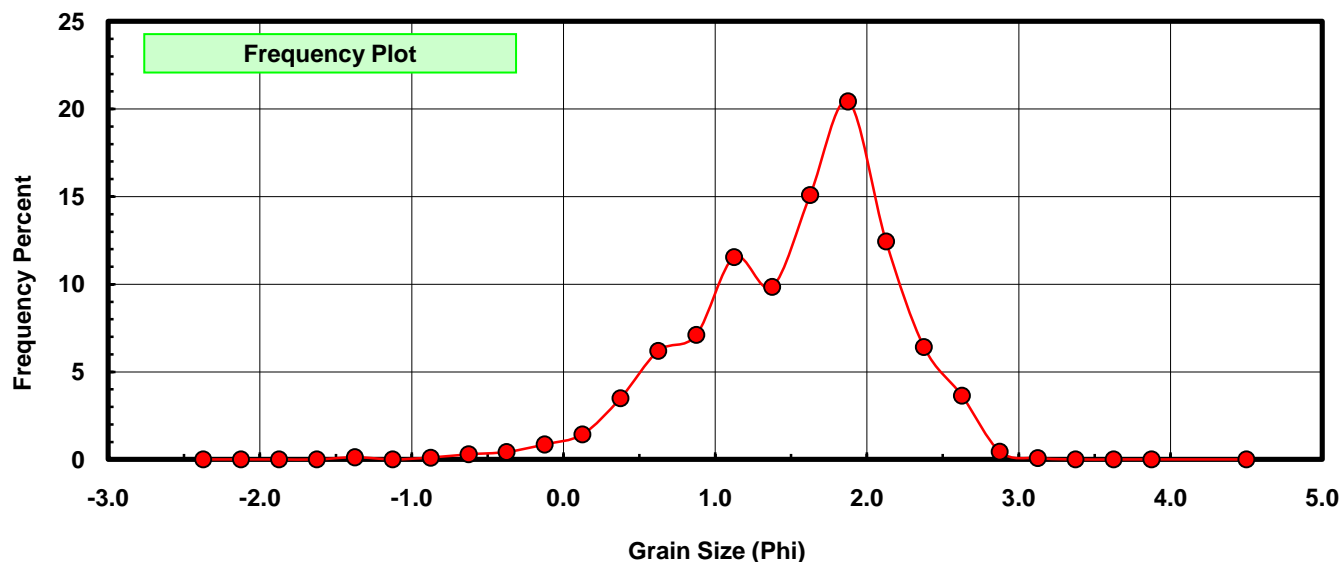
Sieve Size (phi)	Sieve Midpt (phi)	Weight (grams)	Freq Weight %	Cumulative Weight %
-2.25	-2.375	0.000	0.000	0.000
-2.00	-2.125	0.000	0.000	0.000
-1.75	-1.875	0.000	0.000	0.000
-1.50	-1.625	0.000	0.000	0.000
-1.25	-1.375	0.020	0.127	0.127
-1.00	-1.125	0.000	0.000	0.127
-0.75	-0.875	0.017	0.108	0.235
-0.50	-0.625	0.046	0.292	0.527
-0.25	-0.375	0.067	0.426	0.953
0.00	-0.125	0.135	0.857	1.810
0.25	0.125	0.226	1.435	3.246
0.50	0.375	0.550	3.493	6.739
0.75	0.625	0.976	6.199	12.938
1.00	0.875	1.119	7.107	20.046
1.25	1.125	1.819	11.554	31.599
1.50	1.375	1.550	9.845	41.444
1.75	1.625	2.375	15.085	56.529
2.00	1.875	3.217	20.433	76.963
2.25	2.125	1.960	12.449	89.412
2.50	2.375	1.011	6.421	95.833
2.75	2.625	0.573	3.639	99.473
3.00	2.875	0.071	0.451	99.924
3.25	3.125	0.012	0.076	100.000
3.50	3.375	0.000	0.000	100.000
3.75	3.625	0.000	0.000	100.000
4.00	3.875	0.000	0.000	100.000
5.00	4.500	0.000	0.000	100.000

Statistical Results			
Mean:	1.5302	phi	(0.3462 mm)
Standard Dev:	0.6668	phi-units	(0.6299 mm)
Skewness:	-0.6347	dimensionless	
Kurtosis:	3.2921	dimensionless	
5th Moment:	-6.2735	dimensionless	
6th Moment:	24.4315	dimensionless	
RARD *	0.4357	dimensionless	
Median	1.5168	phi	(0.3495 mm)

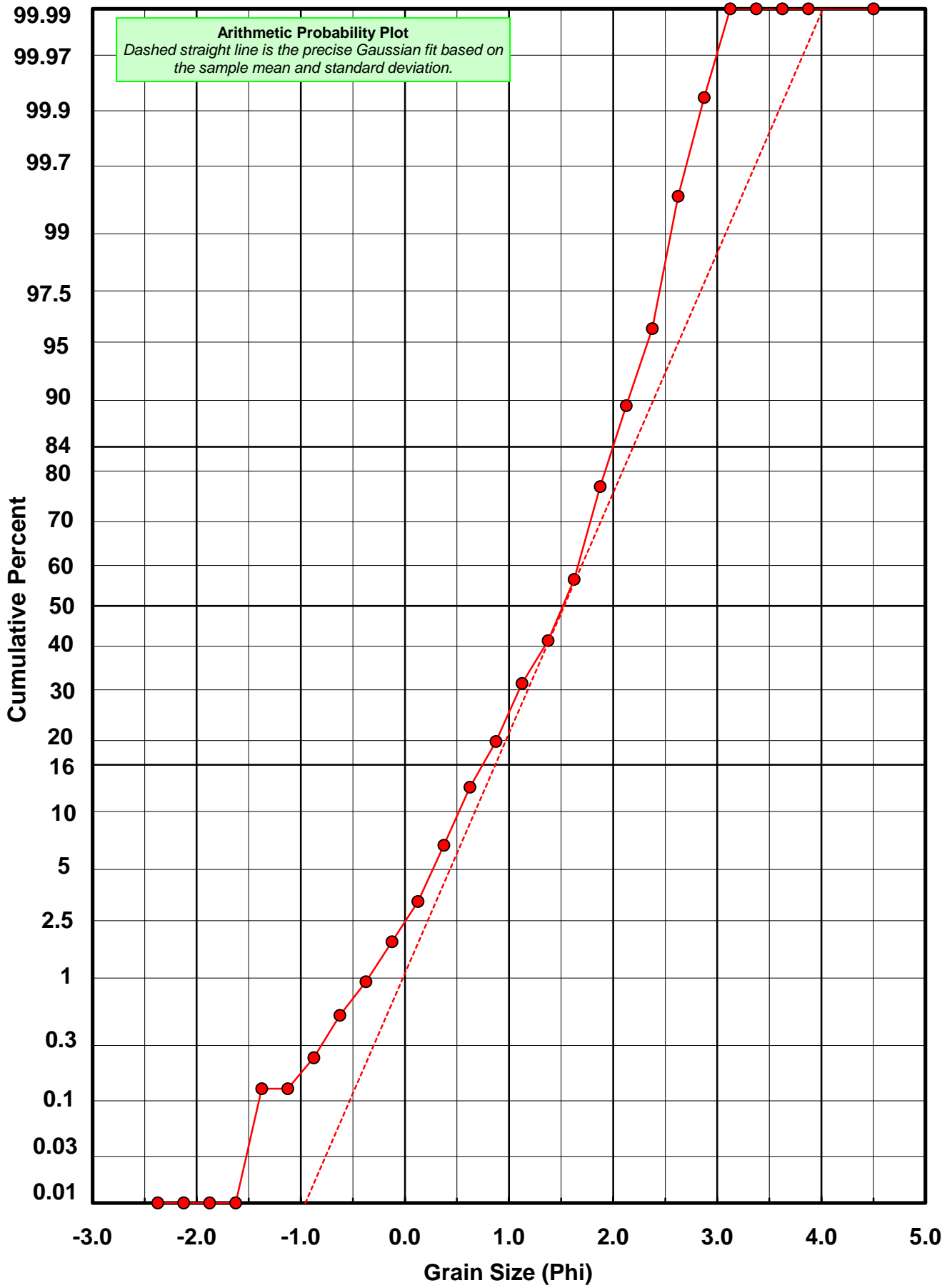
* RARD = reciprocal absolute relative dispersion (see below)

Statistical Explanation	
Calculations based on the Method of Moments	
Skewness: 3rd Stand. Moment; Exact Gaussian = 0.0	
Kurtosis: 4th Stand. Moment; Exact Gaussian = 3.0	
For Further Explanation, See Basille et al. 2002	
Millimeter data calculated by $mm = 2^{(-\phi)}$	

Reciprocal Absolute Relative Dispersion (RARD) Scale	
< 0.5	Excellent homogeneity (e.g., beaches)
0.5 to 1.0	Good homogeneity
1.0 to 1.33	Fair homogeneity
> 1.33	Poor homogeneity (e.g., glacial)



SL-06



Post-Digestion Grain Size Distribution

Onshore Grab Sample

Sample: SL-06

Total Digested Mass: 38.143 grams

% Silica: 70.8 %

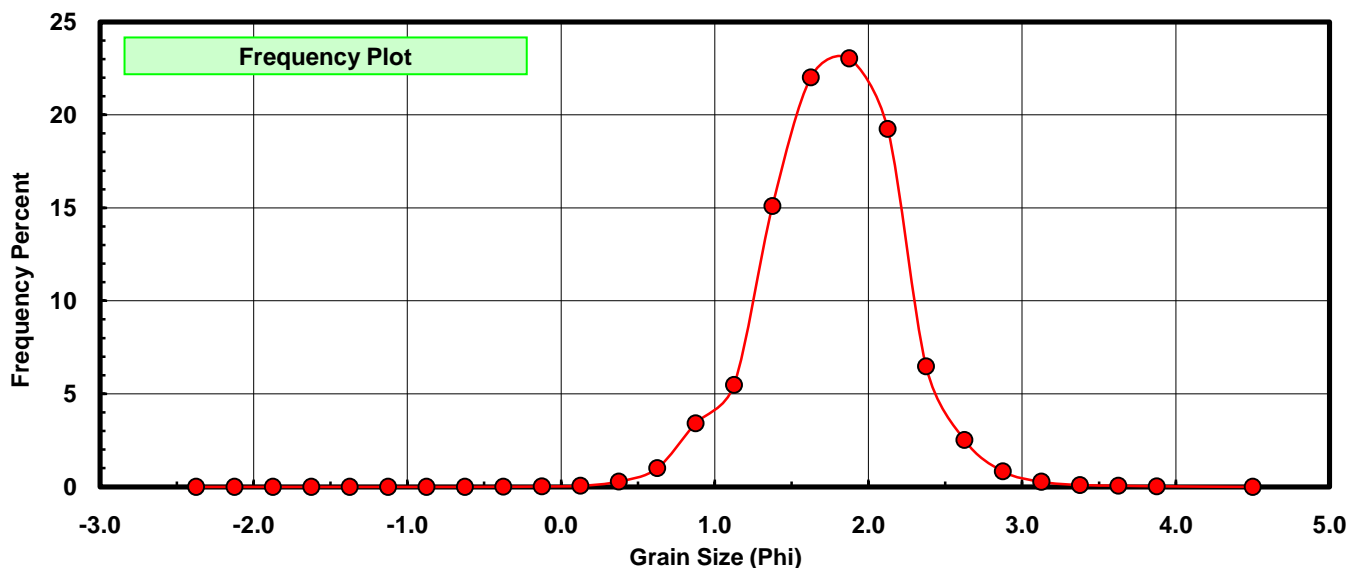
Sieve Size (phi)	Sieve Midpt (phi)	Weight (grams)	Freq Weight %	Cumulative Weight %
-2.25	-2.375	0.000	0.000	0.000
-2.00	-2.125	0.000	0.000	0.000
-1.75	-1.875	0.000	0.000	0.000
-1.50	-1.625	0.000	0.000	0.000
-1.25	-1.375	0.000	0.000	0.000
-1.00	-1.125	0.000	0.000	0.000
-0.75	-0.875	0.000	0.000	0.000
-0.50	-0.625	0.000	0.000	0.000
-0.25	-0.375	0.004	0.010	0.010
0.00	-0.125	0.008	0.021	0.031
0.25	0.125	0.022	0.058	0.089
0.50	0.375	0.110	0.288	0.378
0.75	0.625	0.382	1.001	1.379
1.00	0.875	1.305	3.421	4.800
1.25	1.125	2.093	5.487	10.288
1.50	1.375	5.759	15.098	25.386
1.75	1.625	8.400	22.022	47.408
2.00	1.875	8.788	23.040	70.448
2.25	2.125	7.342	19.249	89.697
2.50	2.375	2.470	6.476	96.172
2.75	2.625	0.961	2.519	98.692
3.00	2.875	0.316	0.828	99.520
3.25	3.125	0.105	0.275	99.796
3.50	3.375	0.039	0.102	99.898
3.75	3.625	0.026	0.068	99.966
4.00	3.875	0.013	0.034	100.000
5.00	4.500	0.000	0.000	100.000

Statistical Results			
Mean:	1.7651	phi	(0.2942 mm)
Standard Dev:	0.4423	phi-units	(0.736 mm)
Skewness:	-0.0661	dimensionless	
Kurtosis:	3.7768	dimensionless	
5th Moment:	0.5124	dimensionless	
6th Moment:	29.8827	dimensionless	
RARD *	0.2506	dimensionless	
Median	1.6531	phi	(0.318 mm)

* RARD = reciprocal absolute relative dispersion (see below)

Statistical Explanation	
Calculations based on the Method of Moments	
Skewness: 3rd Stand. Moment; Exact Gaussian = 0.0	
Kurtosis: 4th Stand. Moment; Exact Gaussian = 3.0	
For Further Explanation, See Basille et al. 2002	
Millimeter data calculated by $mm = 2^{(-\phi)}$	

Reciprocal Absolute Relative Dispersion (RARD) Scale	
< 0.5	Excellent homogeneity (e.g., beaches)
0.5 to 1.0	Good homogeneity
1.0 to 1.33	Fair homogeneity
> 1.33	Poor homogeneity (e.g., glacial)



SL-06

