

## Onshore Grab Sample

**Sample:** SL-04  
**Sample Taken By:** D. Phelps  
**Sample Collected On:** 10/31/08  
**Splits?** N/A

**County:** St. Lucie  
**Latitude:** 27° 30' 53.4"  
**Longitude:** 80° 18' 24.4"  
**Datum:** WGS 84  
**Surf. Elev:** 0  
**Datum:** N/A

### Fine Data Summary

Total Sample Weight	76.179 grams
Total Fines in Sample	0.415 grams
Total Percent Fines	0.54 %

### Dry Sieving Summary

Total Sample Weight	75.653 grams
Total Digested Weight	51.358 grams
Total Carbonate Weight	24.295 grams
Total Silica %	67.89 %
Total Carbonate %	32.11 %
Carbonate/Silica Ratio	0.473

### General Comments:

None

### Description

Worked By: M. Ladle

# Pre-Digestion Grain Size Distribution

Onshore Grab Sample

Sample: SL-04

Total Sample Mass: 75.653 grams

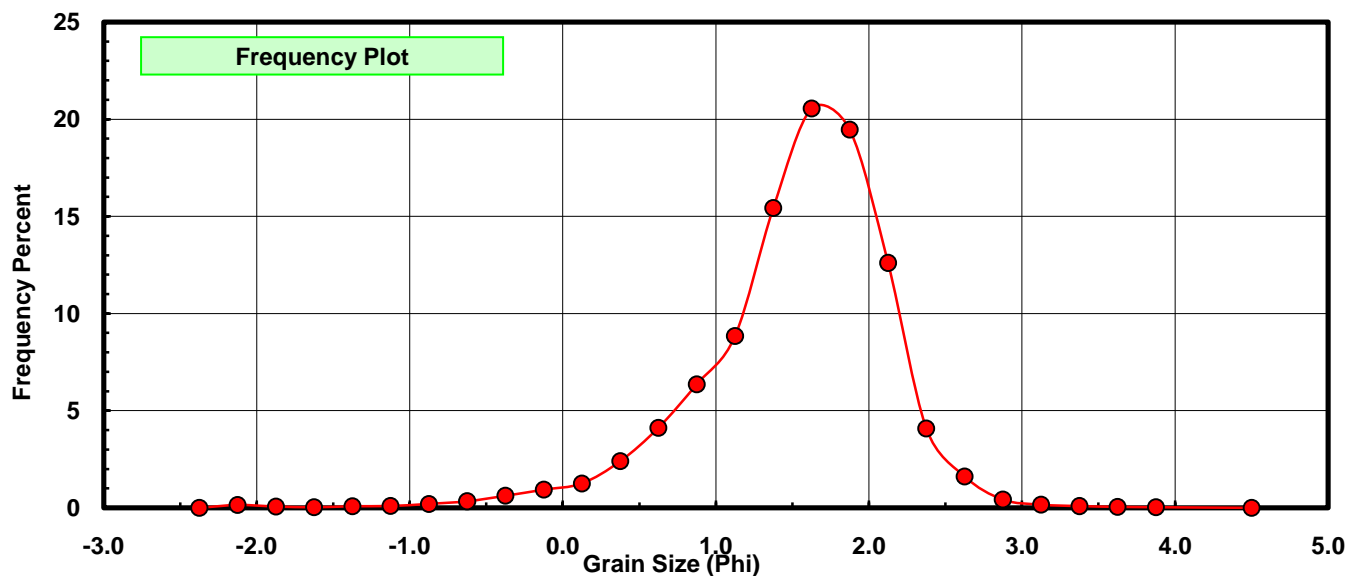
Sieve Size (phi)	Sieve Midpt (phi)	Weight (grams)	Freq Weight %	Cumulative Weight %
-2.25	-2.375	0.000	0.000	0.000
-2.00	-2.125	0.110	0.145	0.145
-1.75	-1.875	0.053	0.070	0.215
-1.50	-1.625	0.022	0.029	0.245
-1.25	-1.375	0.063	0.083	0.328
-1.00	-1.125	0.071	0.094	0.422
-0.75	-0.875	0.154	0.204	0.625
-0.50	-0.625	0.255	0.337	0.962
-0.25	-0.375	0.469	0.620	1.582
0.00	-0.125	0.707	0.935	2.517
0.25	0.125	0.951	1.257	3.774
0.50	0.375	1.813	2.396	6.170
0.75	0.625	3.118	4.121	10.292
1.00	0.875	4.811	6.359	16.651
1.25	1.125	6.686	8.838	25.489
1.50	1.375	11.669	15.424	40.913
1.75	1.625	15.551	20.556	61.469
2.00	1.875	14.722	19.460	80.929
2.25	2.125	9.537	12.606	93.535
2.50	2.375	3.091	4.086	97.621
2.75	2.625	1.224	1.618	99.239
3.00	2.875	0.321	0.424	99.663
3.25	3.125	0.124	0.164	99.827
3.50	3.375	0.068	0.090	99.917
3.75	3.625	0.039	0.052	99.968
4.00	3.875	0.024	0.032	100.000
5.00	4.50	0.000	0.000	100.000

Statistical Results			
Mean:	1.5188	phi	(0.349 mm)
Standard Dev:	0.6308	phi-units	(0.6458 mm)
Skewness:	-1.1886	dimensionless	
Kurtosis:	6.5160	dimensionless	
5th Moment:	-22.2300	dimensionless	
6th Moment:	115.1609	dimensionless	
RARD *	0.4153	dimensionless	
Median	1.4855	phi	(0.3571 mm)

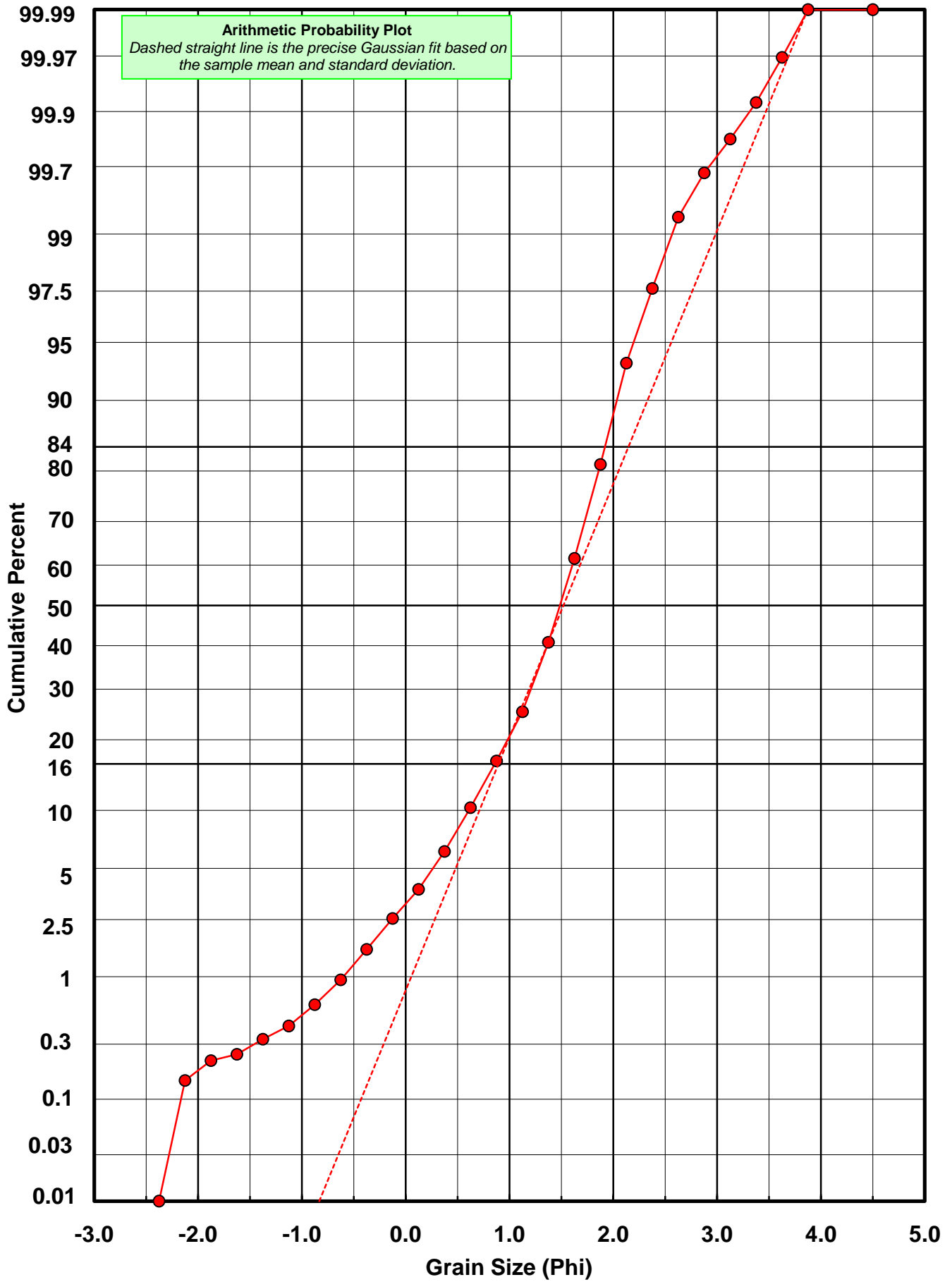
\* RARD = reciprocal absolute relative dispersion (see below)

Statistical Explanation	
Calculations based on the Method of Moments	
Skewness: 3rd Stand. Moment; Exact Gaussian = 0.0	
Kurtosis: 4th Stand. Moment; Exact Gaussian = 3.0	
For Further Explanation, See Basille et al. 2002	
Millimeter data calculated by $mm = 2^{(-\phi)}$	

Reciprocal Absolute Relative Dispersion (RARD) Scale	
< 0.5	Excellent homogeneity (e.g., beaches)
0.5 to 1.0	Good homogeneity
1.0 to 1.33	Fair homogeneity
> 1.33	Poor homogeneity (e.g., glacial)



# SL-04



# Carbonate Grain Size Distribution

Onshore Grab Sample

Sample: SL-04

Total Carbonate Mass: 24.313 grams

% Carbonate: 32.1 %

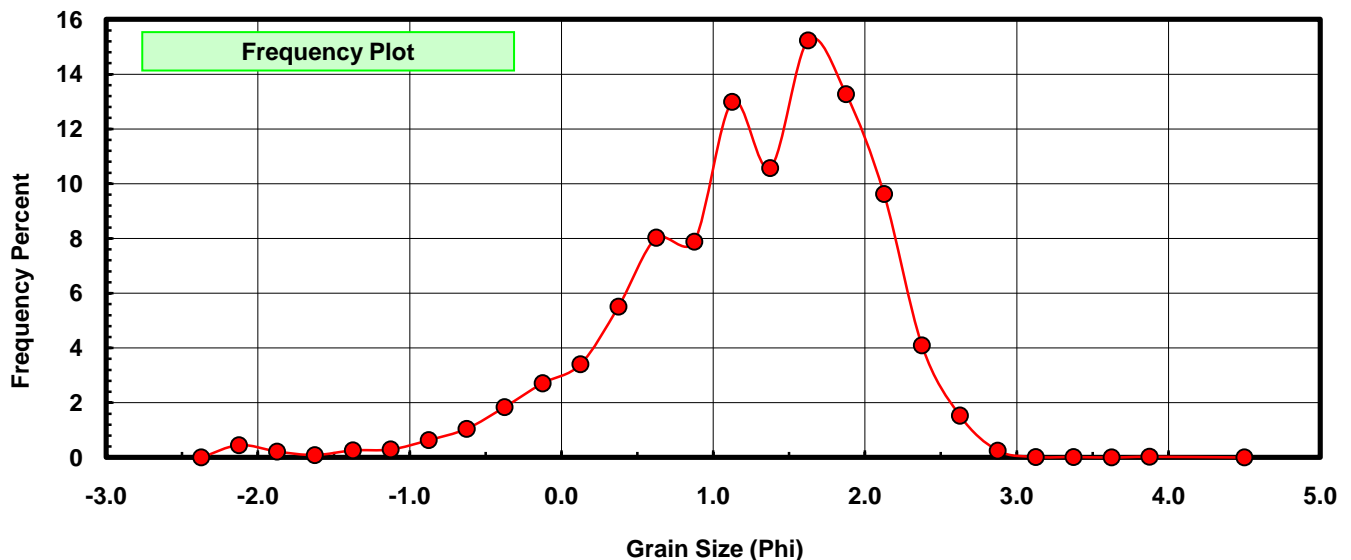
Sieve Size (phi)	Sieve Midpt (phi)	Weight (grams)	Freq Weight %	Cumulative Weight %
-2.25	-2.375	0.000	0.000	0.000
-2.00	-2.125	0.110	0.452	0.452
-1.75	-1.875	0.053	0.218	0.670
-1.50	-1.625	0.022	0.090	0.761
-1.25	-1.375	0.063	0.259	1.020
-1.00	-1.125	0.071	0.292	1.312
-0.75	-0.875	0.154	0.633	1.945
-0.50	-0.625	0.255	1.049	2.994
-0.25	-0.375	0.448	1.843	4.837
0.00	-0.125	0.659	2.710	7.547
0.25	0.125	0.828	3.406	10.953
0.50	0.375	1.339	5.507	16.460
0.75	0.625	1.952	8.029	24.489
1.00	0.875	1.917	7.885	32.374
1.25	1.125	3.158	12.989	45.363
1.50	1.375	2.570	10.570	55.933
1.75	1.625	3.704	15.235	71.168
2.00	1.875	3.227	13.273	84.440
2.25	2.125	2.339	9.620	94.061
2.50	2.375	0.996	4.097	98.157
2.75	2.625	0.372	1.530	99.687
3.00	2.875	0.061	0.251	99.938
3.25	3.125	0.005	0.021	99.959
3.50	3.375	0.004	0.016	99.975
3.75	3.625	0.000	0.000	99.975
4.00	3.875	0.006	0.025	100.000
5.00	4.500	0.000	0.000	100.000

Statistical Results			
Mean:	1.2388	phi	(0.4237 mm)
Standard Dev:	0.8226	phi-units	(0.5654 mm)
Skewness:	-0.9251	dimensionless	
Kurtosis:	4.2602	dimensionless	
5th Moment:	-10.8598	dimensionless	
6th Moment:	41.6903	dimensionless	
RARD *	0.6640	dimensionless	
Median	1.2347	phi	(0.4249 mm)

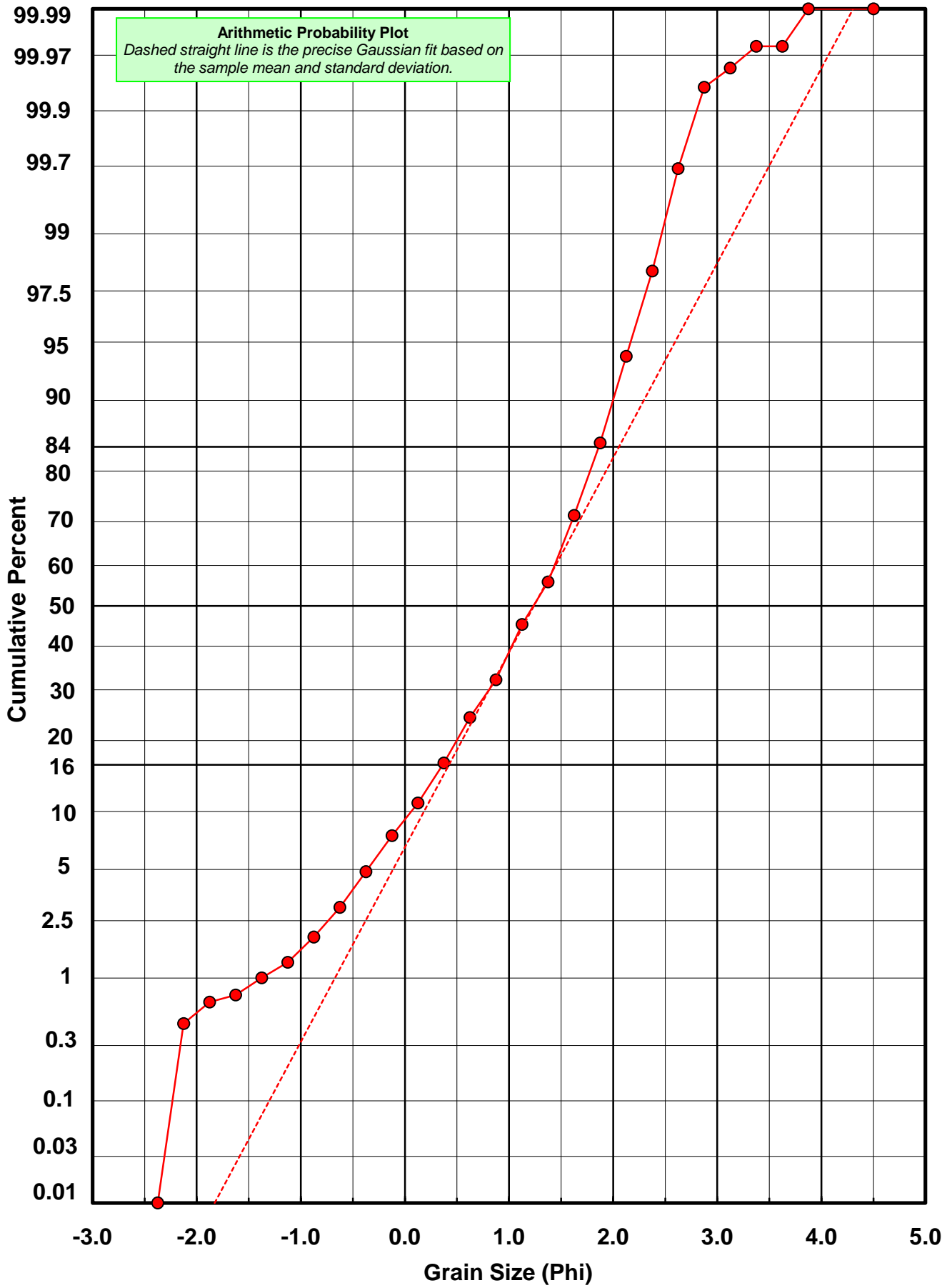
\* RARD = reciprocal absolute relative dispersion (see below)

Statistical Explanation	
Calculations based on the Method of Moments	
Skewness: 3rd Stand. Moment; Exact Gaussian = 0.0	
Kurtosis: 4th Stand. Moment; Exact Gaussian = 3.0	
For Further Explanation, See Basille et al. 2002	
Millimeter data calculated by $mm = 2^{(-\phi)}$	

Reciprocal Absolute Relative Dispersion (RARD) Scale	
< 0.5	Excellent homogeneity (e.g., beaches)
0.5 to 1.0	Good homogeneity
1.0 to 1.33	Fair homogeneity
> 1.33	Poor homogeneity (e.g., glacial)



# SL-04



# Post-Digestion Grain Size Distribution

Onshore Grab Sample

Sample: SL-04

Total Digested Mass: 51.358 grams

% Silica: 67.9 %

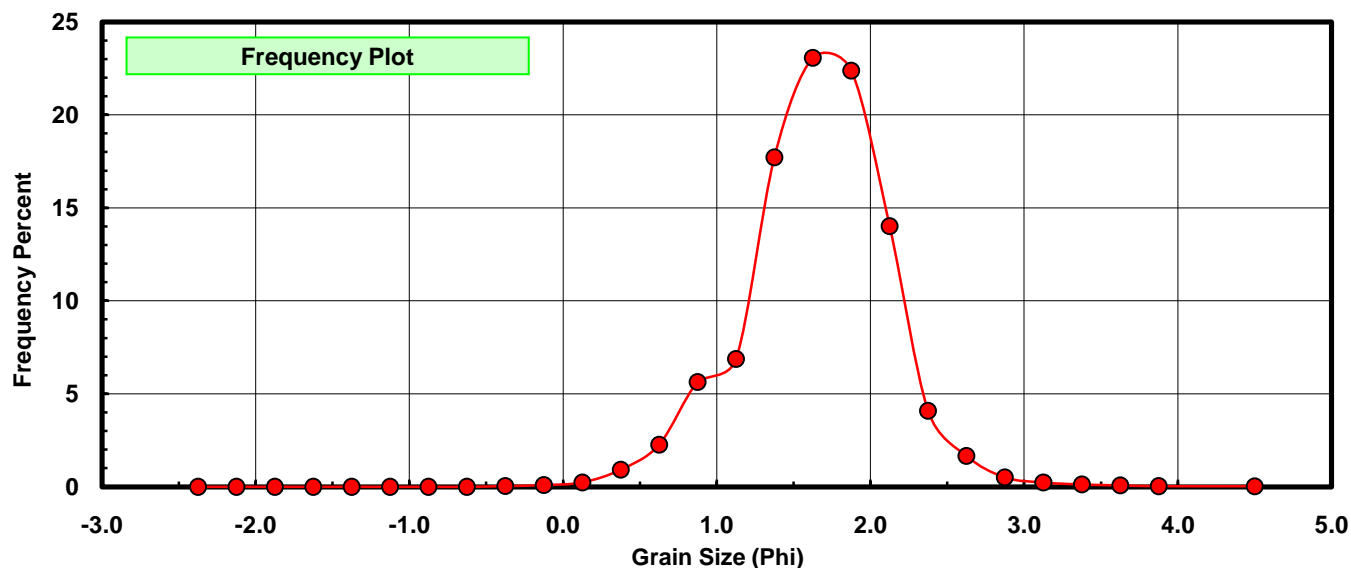
Sieve Size (phi)	Sieve Midpt (phi)	Weight (grams)	Freq Weight %	Cumulative Weight %
-2.25	-2.375	0.000	0.000	0.000
-2.00	-2.125	0.000	0.000	0.000
-1.75	-1.875	0.000	0.000	0.000
-1.50	-1.625	0.000	0.000	0.000
-1.25	-1.375	0.000	0.000	0.000
-1.00	-1.125	0.000	0.000	0.000
-0.75	-0.875	0.000	0.000	0.000
-0.50	-0.625	0.000	0.000	0.000
-0.25	-0.375	0.021	0.041	0.041
0.00	-0.125	0.048	0.093	0.134
0.25	0.125	0.123	0.239	0.374
0.50	0.375	0.474	0.923	1.297
0.75	0.625	1.166	2.270	3.567
1.00	0.875	2.894	5.635	9.202
1.25	1.125	3.528	6.869	16.071
1.50	1.375	9.099	17.717	33.788
1.75	1.625	11.847	23.067	56.856
2.00	1.875	11.495	22.382	79.238
2.25	2.125	7.198	14.015	93.253
2.50	2.375	2.095	4.079	97.332
2.75	2.625	0.852	1.659	98.991
3.00	2.875	0.260	0.506	99.498
3.25	3.125	0.119	0.232	99.729
3.50	3.375	0.064	0.125	99.854
3.75	3.625	0.040	0.078	99.932
4.00	3.875	0.018	0.035	99.967
5.00	4.500	0.017	0.033	100.000

Statistical Results			
Mean:	1.6523	phi	(0.3181 mm)
Standard Dev:	0.4730	phi-units	(0.7205 mm)
Skewness:	-0.1246	dimensionless	
Kurtosis:	4.3796	dimensionless	
5th Moment:	2.2432	dimensionless	
6th Moment:	48.1324	dimensionless	
RARD *	0.2862	dimensionless	
Median	1.5507	phi	(0.3413 mm)

\* RARD = reciprocal absolute relative dispersion (see below)

Statistical Explanation	
Calculations based on the Method of Moments	
Skewness: 3rd Stand. Moment; Exact Gaussian = 0.0	
Kurtosis: 4th Stand. Moment; Exact Gaussian = 3.0	
For Further Explanation, See Basille et al. 2002	
Millimeter data calculated by $mm = 2^{(-\phi)}$	

Reciprocal Absolute Relative Dispersion (RARD) Scale	
< 0.5	Excellent homogeneity (e.g., beaches)
0.5 to 1.0	Good homogeneity
1.0 to 1.33	Fair homogeneity
> 1.33	Poor homogeneity (e.g., glacial)



# SL-04

