

Onshore Grab Sample

Sample: MT-22-BB
Sample Taken By: D. Phelps
Sample Collected On: 12/18/08
Splits? N/A

County: Martin
Latitude: 27° 01' 8.9"
Longitude: 80° 05' 40.9"
Datum: WGS 84
Surf. Elev: N/A
Datum: N/A

Fine Data Summary

Total Sample Weight 57.928 grams
Total Fines in Sample 0.236 grams
Total Percent Fines 0.41 %

Dry Sieving Summary

Total Sample Weight 57.600 grams
Total Digested Weight 17.892 grams
Total Carbonate Weight 39.708 grams
Total Silica % 31.06 %
Total Carbonate % 68.94 %
Carbonate/Silica Ratio 2.219

General Comments:

None

Description

Worked By: M. Ladle

Pre-Digestion Grain Size Distribution

Onshore Grab Sample

Sample: MT-22-BB

Total Sample Mass: 57.600 grams

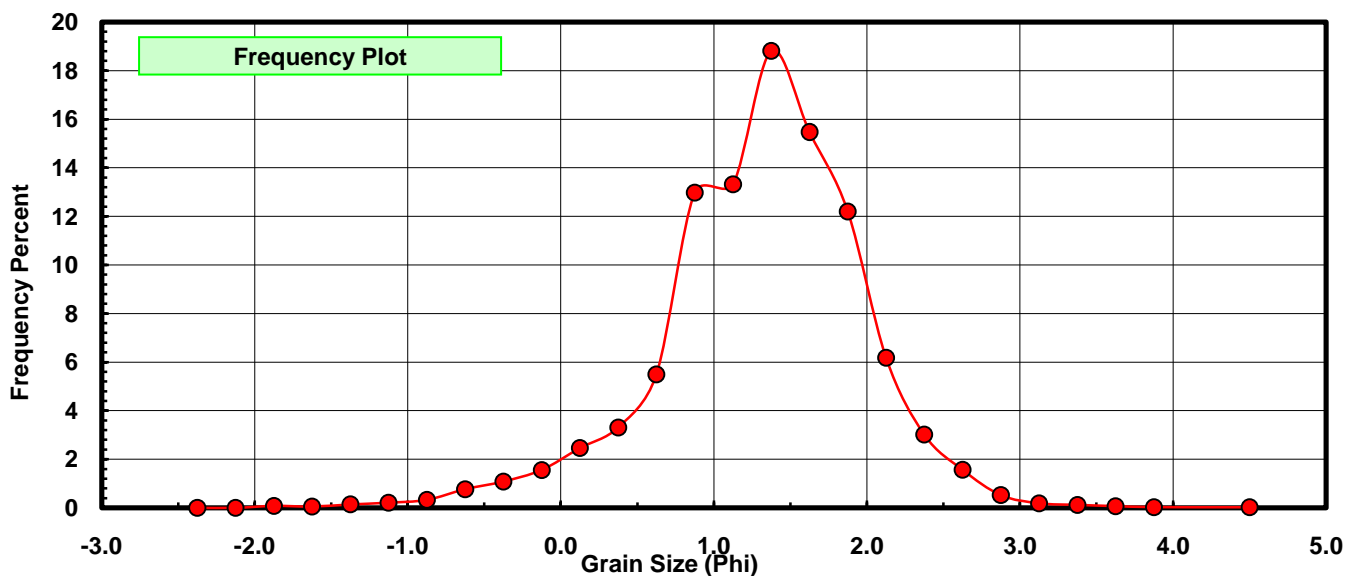
Sieve Size (phi)	Sieve Midpt (phi)	Weight (grams)	Freq Weight %	Cumulative Weight %
-2.25	-2.375	0.000	0.000	0.000
-2.00	-2.125	0.000	0.000	0.000
-1.75	-1.875	0.046	0.080	0.080
-1.50	-1.625	0.031	0.054	0.134
-1.25	-1.375	0.080	0.139	0.273
-1.00	-1.125	0.122	0.212	0.484
-0.75	-0.875	0.189	0.328	0.813
-0.50	-0.625	0.441	0.766	1.578
-0.25	-0.375	0.625	1.085	2.663
0.00	-0.125	0.898	1.559	4.222
0.25	0.125	1.418	2.462	6.684
0.50	0.375	1.908	3.313	9.997
0.75	0.625	3.167	5.498	15.495
1.00	0.875	7.478	12.983	28.477
1.25	1.125	7.669	13.314	41.792
1.50	1.375	10.836	18.813	60.604
1.75	1.625	8.913	15.474	76.078
2.00	1.875	7.029	12.203	88.281
2.25	2.125	3.561	6.182	94.464
2.50	2.375	1.735	3.012	97.476
2.75	2.625	0.902	1.566	99.042
3.00	2.875	0.301	0.523	99.564
3.25	3.125	0.109	0.189	99.753
3.50	3.375	0.070	0.122	99.875
3.75	3.625	0.041	0.071	99.946
4.00	3.875	0.017	0.030	99.976
5.00	4.50	0.014	0.024	100.000

Statistical Results			
Mean:	1.3057	phi	(0.4045 mm)
Standard Dev:	0.6774	phi-units	(0.6253 mm)
Skewness:	-0.5891	dimensionless	
Kurtosis:	4.5990	dimensionless	
5th Moment:	-7.2347	dimensionless	
6th Moment:	44.1407	dimensionless	
RARD *	0.5188	dimensionless	
Median	1.2341	phi	(0.4251 mm)

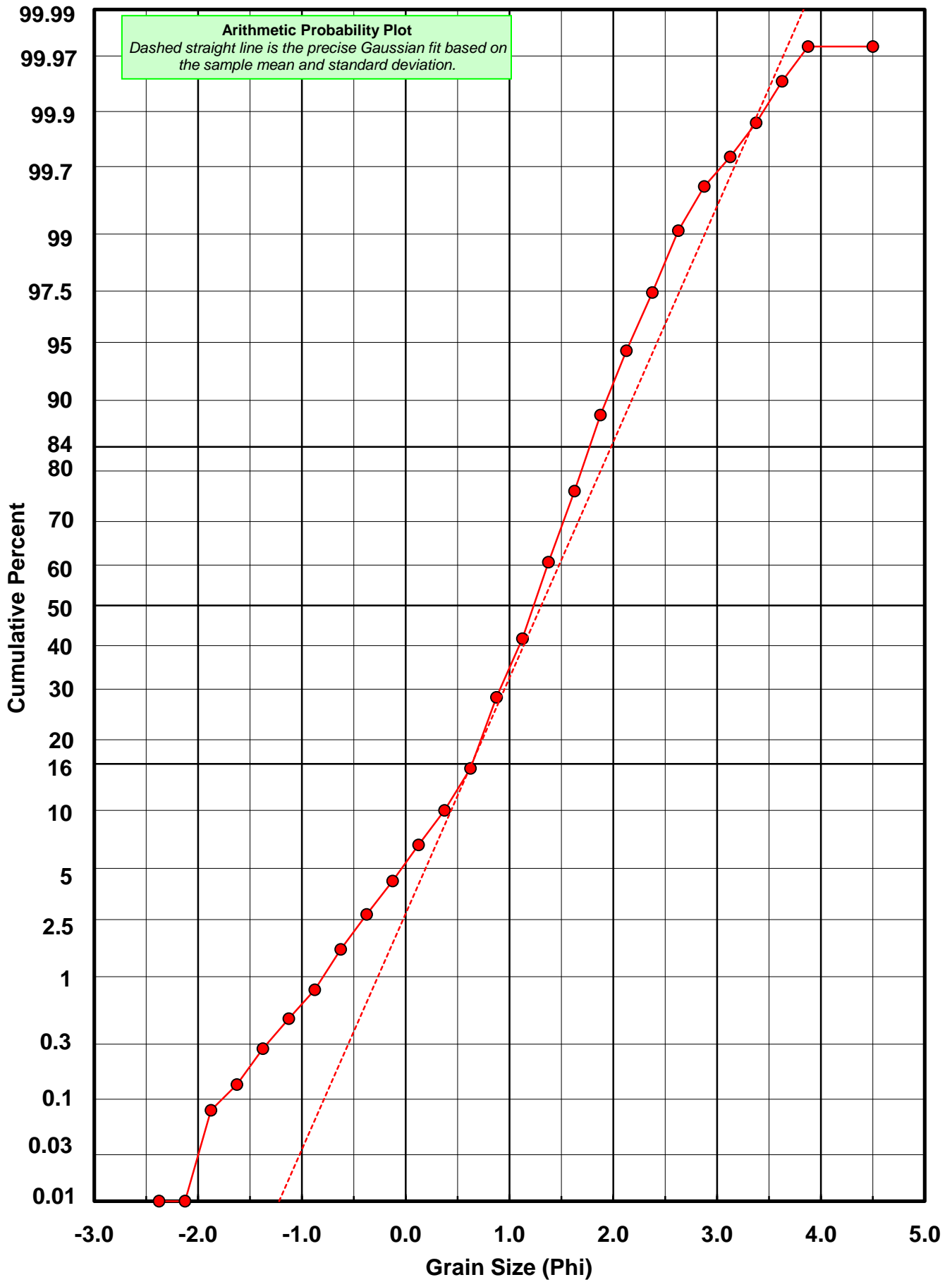
* RARD = reciprocal absolute relative dispersion (see below)

Statistical Explanation	
Calculations based on the Method of Moments	
Skewness: 3rd Stand. Moment; Exact Gaussian = 0.0	
Kurtosis: 4th Stand. Moment; Exact Gaussian = 3.0	
For Further Explanation, See Basille et al. 2002	
Millimeter data calculated by $mm = 2^{(-phi)}$	

Reciprocal Absolute Relative Dispersion (RARD) Scale	
< 0.5	Excellent homogeneity (e.g., beaches)
0.5 to 1.0	Good homogeneity
1.0 to 1.33	Fair homogeneity
> 1.33	Poor homogeneity (e.g., glacial)



MT-22-BB



Carbonate Grain Size Distribution

Onshore Grab Sample

Sample: MT-22-BB

Total Carbonate Mass: 39.842 grams

% Carbonate: 68.9 %

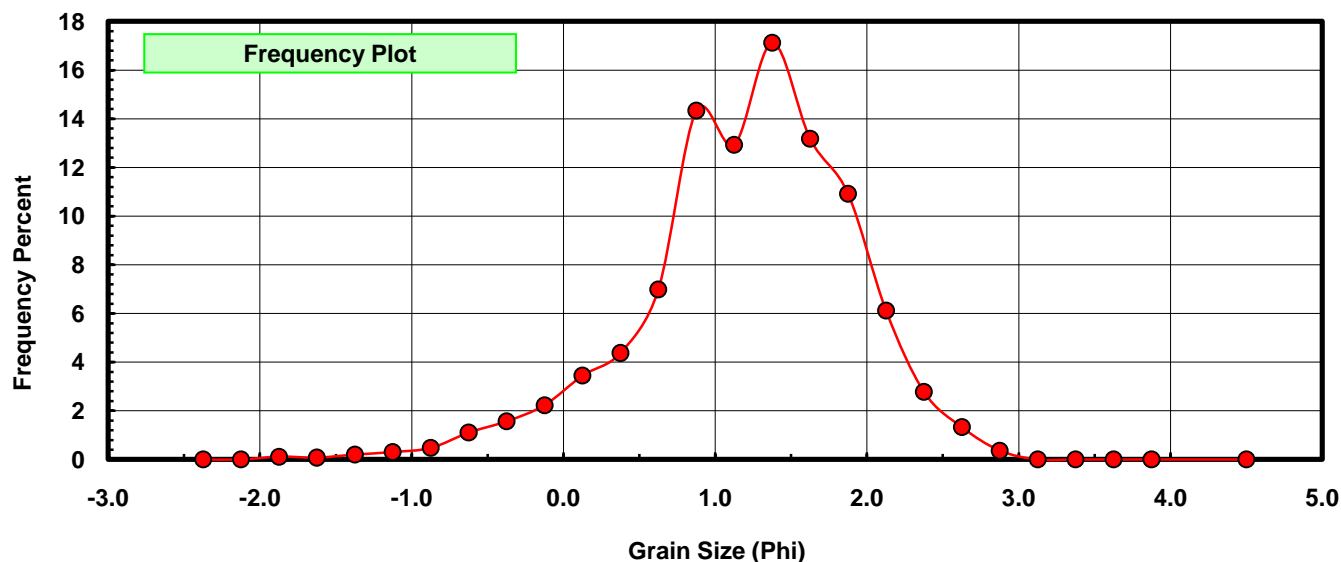
Sieve Size (phi)	Sieve Midpt (phi)	Weight (grams)	Freq Weight %	Cumulative Weight %
-2.25	-2.375	0.000	0.000	0.000
-2.00	-2.125	0.000	0.000	0.000
-1.75	-1.875	0.046	0.115	0.115
-1.50	-1.625	0.031	0.078	0.193
-1.25	-1.375	0.080	0.201	0.394
-1.00	-1.125	0.122	0.306	0.700
-0.75	-0.875	0.189	0.474	1.175
-0.50	-0.625	0.441	1.107	2.282
-0.25	-0.375	0.625	1.569	3.850
0.00	-0.125	0.890	2.234	6.084
0.25	0.125	1.374	3.449	9.533
0.50	0.375	1.744	4.377	13.910
0.75	0.625	2.785	6.990	20.900
1.00	0.875	5.714	14.342	35.242
1.25	1.125	5.152	12.931	48.173
1.50	1.375	6.824	17.128	65.300
1.75	1.625	5.251	13.180	78.480
2.00	1.875	4.351	10.921	89.401
2.25	2.125	2.439	6.122	95.522
2.50	2.375	1.109	2.783	98.306
2.75	2.625	0.529	1.328	99.634
3.00	2.875	0.146	0.366	100.000
3.25	3.125	0.000	0.000	100.000
3.50	3.375	0.000	0.000	100.000
3.75	3.625	0.000	0.000	100.000
4.00	3.875	0.000	0.000	100.000
5.00	4.500	0.000	0.000	100.000

Statistical Results			
Mean:	1.2020	phi	(0.4347 mm)
Standard Dev:	0.7146	phi-units	(0.6094 mm)
Skewness:	-0.6791	dimensionless	
Kurtosis:	3.9041	dimensionless	
5th Moment:	-7.5743	dimensionless	
6th Moment:	30.7201	dimensionless	
RARD *	0.5945	dimensionless	
Median	1.1517	phi	(0.4501 mm)

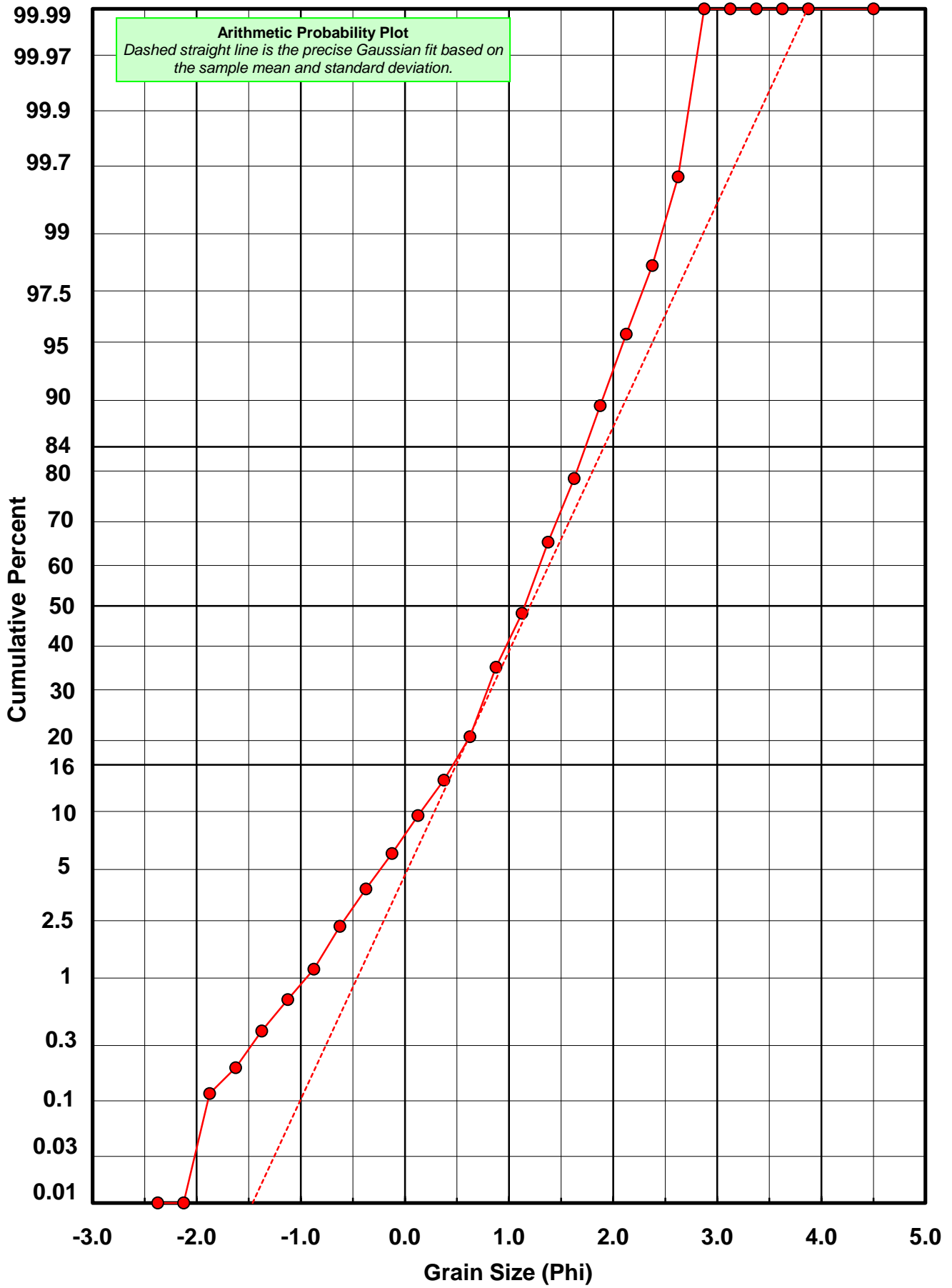
* RARD = reciprocal absolute relative dispersion (see below)

Statistical Explanation	
Calculations based on the Method of Moments	
Skewness: 3rd Stand. Moment; Exact Gaussian = 0.0	
Kurtosis: 4th Stand. Moment; Exact Gaussian = 3.0	
For Further Explanation, See Basille et al. 2002	
Millimeter data calculated by $mm = 2^{(-\phi)}$	

Reciprocal Absolute Relative Dispersion (RARD) Scale	
< 0.5	Excellent homogeneity (e.g., beaches)
0.5 to 1.0	Good homogeneity
1.0 to 1.33	Fair homogeneity
> 1.33	Poor homogeneity (e.g., glacial)



MT-22-BB



Post-Digestion Grain Size Distribution

Onshore Grab Sample

Sample: MT-22-BB

Total Digested Mass: 17.892 grams

% Silica: 31.1 %

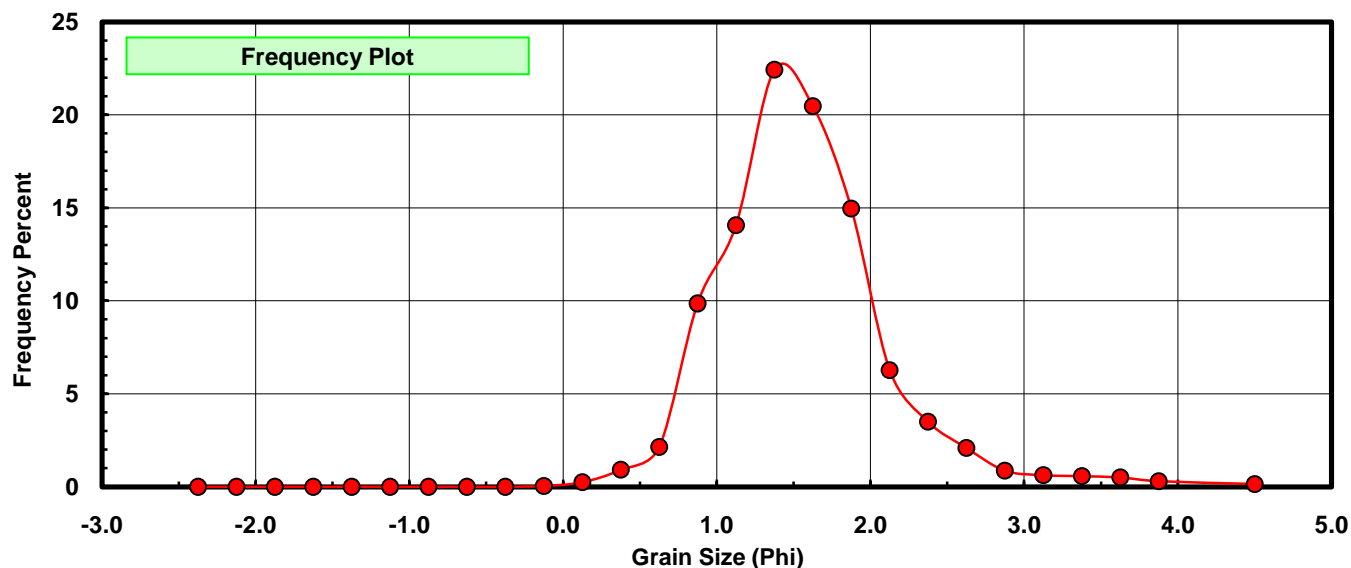
Sieve Size (phi)	Sieve Midpt (phi)	Weight (grams)	Freq Weight %	Cumulative Weight %
-2.25	-2.375	0.000	0.000	0.000
-2.00	-2.125	0.000	0.000	0.000
-1.75	-1.875	0.000	0.000	0.000
-1.50	-1.625	0.000	0.000	0.000
-1.25	-1.375	0.000	0.000	0.000
-1.00	-1.125	0.000	0.000	0.000
-0.75	-0.875	0.000	0.000	0.000
-0.50	-0.625	0.000	0.000	0.000
-0.25	-0.375	0.000	0.000	0.000
0.00	-0.125	0.008	0.045	0.045
0.25	0.125	0.044	0.246	0.291
0.50	0.375	0.164	0.917	1.207
0.75	0.625	0.382	2.135	3.342
1.00	0.875	1.764	9.859	13.201
1.25	1.125	2.517	14.068	27.269
1.50	1.375	4.012	22.423	49.693
1.75	1.625	3.662	20.467	70.160
2.00	1.875	2.678	14.968	85.127
2.25	2.125	1.122	6.271	91.398
2.50	2.375	0.626	3.499	94.897
2.75	2.625	0.373	2.085	96.982
3.00	2.875	0.155	0.866	97.848
3.25	3.125	0.112	0.626	98.474
3.50	3.375	0.102	0.570	99.044
3.75	3.625	0.090	0.503	99.547
4.00	3.875	0.054	0.302	99.849
5.00	4.500	0.027	0.151	100.000

Statistical Results			
Mean:	1.5546	phi	(0.3404 mm)
Standard Dev:	0.5644	phi-units	(0.6762 mm)
Skewness:	1.0372	dimensionless	
Kurtosis:	5.6929	dimensionless	
5th Moment:	16.8464	dimensionless	
6th Moment:	76.1341	dimensionless	
RARD *	0.3631	dimensionless	
Median	1.3788	phi	(0.3846 mm)

* RARD = reciprocal absolute relative dispersion (see below)

Statistical Explanation	
Calculations based on the Method of Moments	
Skewness: 3rd Stand. Moment; Exact Gaussian = 0.0	
Kurtosis: 4th Stand. Moment; Exact Gaussian = 3.0	
For Further Explanation, See Basille et al. 2002	
Millimeter data calculated by $mm = 2^{(-\phi)}$	

Reciprocal Absolute Relative Dispersion (RARD) Scale	
< 0.5	Excellent homogeneity (e.g., beaches)
0.5 to 1.0	Good homogeneity
1.0 to 1.33	Fair homogeneity
> 1.33	Poor homogeneity (e.g., glacial)



MT-22-BB

