

## Onshore Grab Sample

**Sample:** MT-18-BB  
**Sample Taken By:** D. Phelps  
**Sample Collected On:** 12/18/08  
**Splits?** N/A

**County:** Martin  
**Latitude:** 27° 03' 54.8"  
**Longitude:** 80° 06' 52.0"  
**Datum:** WGS 84  
**Surf. Elev:** N/A  
**Datum:** N/A

### Fine Data Summary

Total Sample Weight	64.959 grams
Total Fines in Sample	0.249 grams
Total Percent Fines	0.38 %

### Dry Sieving Summary

Total Sample Weight	64.656 grams
Total Digested Weight	15.996 grams
Total Carbonate Weight	48.660 grams
Total Silica %	24.74 %
Total Carbonate %	75.26 %
Carbonate/Silica Ratio	3.042

### General Comments:

None

### Description

Worked By: M. Ladle

# Pre-Digestion Grain Size Distribution

Onshore Grab Sample

Sample: MT-18-BB

Total Sample Mass: 64.656 grams

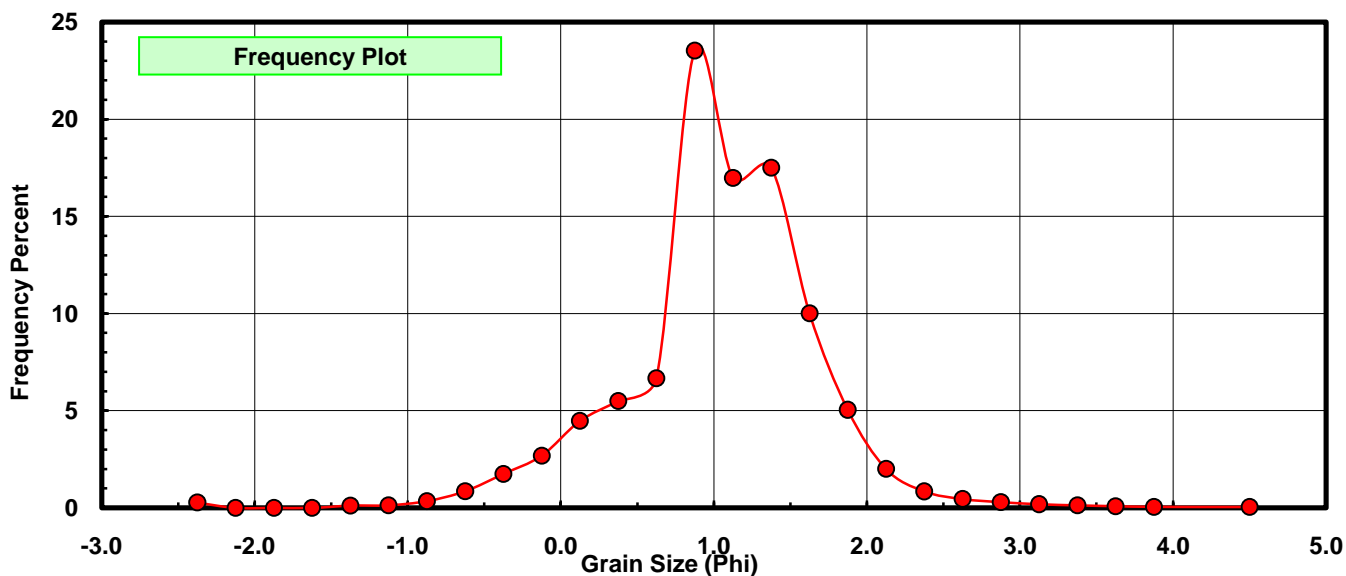
Sieve Size (phi)	Sieve Midpt (phi)	Weight (grams)	Freq Weight %	Cumulative Weight %
-2.25	-2.375	0.176	0.272	0.272
-2.00	-2.125	0.000	0.000	0.272
-1.75	-1.875	0.000	0.000	0.272
-1.50	-1.625	0.000	0.000	0.272
-1.25	-1.375	0.075	0.116	0.388
-1.00	-1.125	0.087	0.135	0.523
-0.75	-0.875	0.225	0.348	0.871
-0.50	-0.625	0.553	0.855	1.726
-0.25	-0.375	1.130	1.748	3.474
0.00	-0.125	1.736	2.685	6.159
0.25	0.125	2.891	4.471	10.630
0.50	0.375	3.558	5.503	16.133
0.75	0.625	4.316	6.675	22.808
1.00	0.875	15.213	23.529	46.338
1.25	1.125	10.981	16.984	63.321
1.50	1.375	11.321	17.510	80.831
1.75	1.625	6.476	10.016	90.847
2.00	1.875	3.263	5.047	95.894
2.25	2.125	1.294	2.001	97.895
2.50	2.375	0.548	0.848	98.743
2.75	2.625	0.294	0.455	99.197
3.00	2.875	0.191	0.295	99.493
3.25	3.125	0.122	0.189	99.681
3.50	3.375	0.084	0.130	99.811
3.75	3.625	0.057	0.088	99.899
4.00	3.875	0.035	0.054	99.954
5.00	4.50	0.030	0.046	100.000

Statistical Results			
Mean:	1.0359	phi	(0.4877 mm)
Standard Dev:	0.6483	phi-units	(0.638 mm)
Skewness:	-0.4728	dimensionless	
Kurtosis:	6.2308	dimensionless	
5th Moment:	-8.8433	dimensionless	
6th Moment:	99.1077	dimensionless	
RARD *	0.6259	dimensionless	
Median	0.9289	phi	(0.5253 mm)

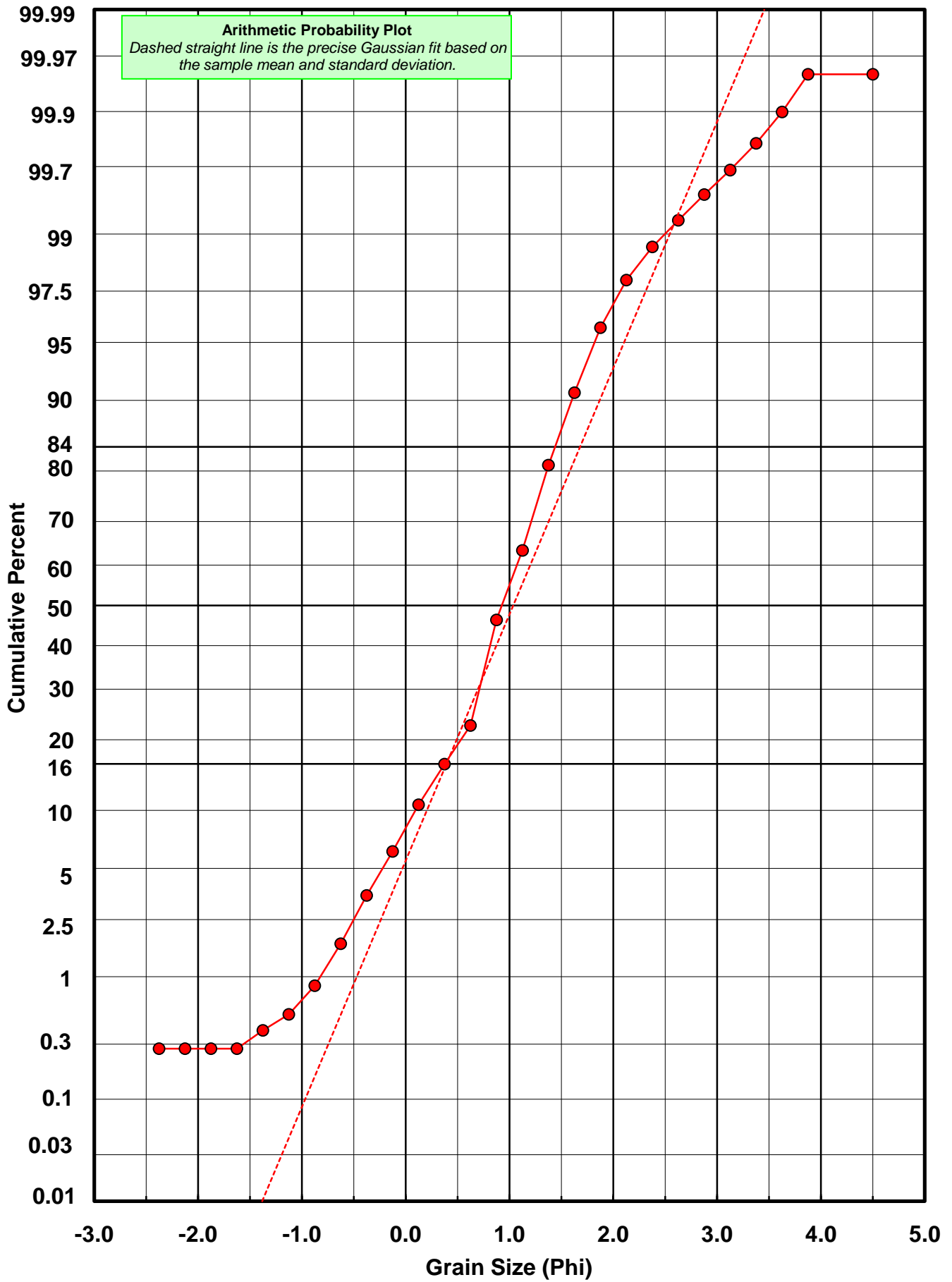
\* RARD = reciprocal absolute relative dispersion (see below)

Statistical Explanation	
Calculations based on the Method of Moments	
Skewness: 3rd Stand. Moment; Exact Gaussian = 0.0	
Kurtosis: 4th Stand. Moment; Exact Gaussian = 3.0	
For Further Explanation, See Basille et al. 2002	
Millimeter data calculated by $mm = 2^{(-\phi)}$	

Reciprocal Absolute Relative Dispersion (RARD) Scale	
< 0.5	Excellent homogeneity (e.g., beaches)
0.5 to 1.0	Good homogeneity
1.0 to 1.33	Fair homogeneity
> 1.33	Poor homogeneity (e.g., glacial)



# MT-18-BB



# Carbonate Grain Size Distribution

Onshore Grab Sample

Sample: MT-18-BB

Total Carbonate Mass: 48.748 grams

% Carbonate: 75.3 %

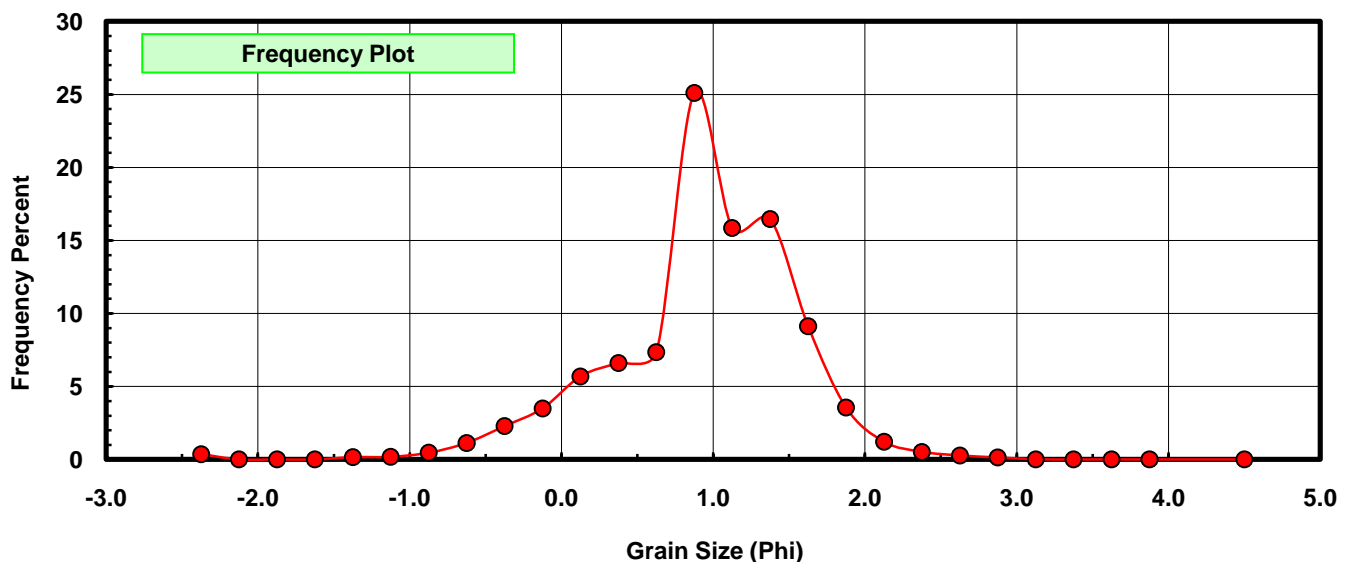
Sieve Size (phi)	Sieve Midpt (phi)	Weight (grams)	Freq Weight %	Cumulative Weight %
-2.25	-2.375	0.176	0.361	0.361
-2.00	-2.125	0.000	0.000	0.361
-1.75	-1.875	0.000	0.000	0.361
-1.50	-1.625	0.000	0.000	0.361
-1.25	-1.375	0.075	0.154	0.515
-1.00	-1.125	0.087	0.178	0.693
-0.75	-0.875	0.225	0.462	1.155
-0.50	-0.625	0.553	1.134	2.289
-0.25	-0.375	1.115	2.287	4.577
0.00	-0.125	1.706	3.500	8.076
0.25	0.125	2.776	5.695	13.771
0.50	0.375	3.222	6.610	20.380
0.75	0.625	3.583	7.350	27.730
1.00	0.875	12.238	25.105	52.835
1.25	1.125	7.729	15.855	68.690
1.50	1.375	8.024	16.460	85.150
1.75	1.625	4.447	9.122	94.273
2.00	1.875	1.737	3.563	97.836
2.25	2.125	0.592	1.214	99.050
2.50	2.375	0.255	0.523	99.573
2.75	2.625	0.134	0.275	99.848
3.00	2.875	0.067	0.137	99.986
3.25	3.125	0.007	0.014	100.000
3.50	3.375	0.000	0.000	100.000
3.75	3.625	0.000	0.000	100.000
4.00	3.875	0.000	0.000	100.000
5.00	4.500	0.000	0.000	100.000

Statistical Results			
Mean:	0.9303	phi	(0.5247 mm)
Standard Dev:	0.6366	phi-units	(0.6432 mm)
Skewness:	-0.9181	dimensionless	
Kurtosis:	5.6683	dimensionless	
5th Moment:	-17.0533	dimensionless	
6th Moment:	89.7094	dimensionless	
RARD *	0.6843	dimensionless	
Median	0.8468	phi	(0.556 mm)

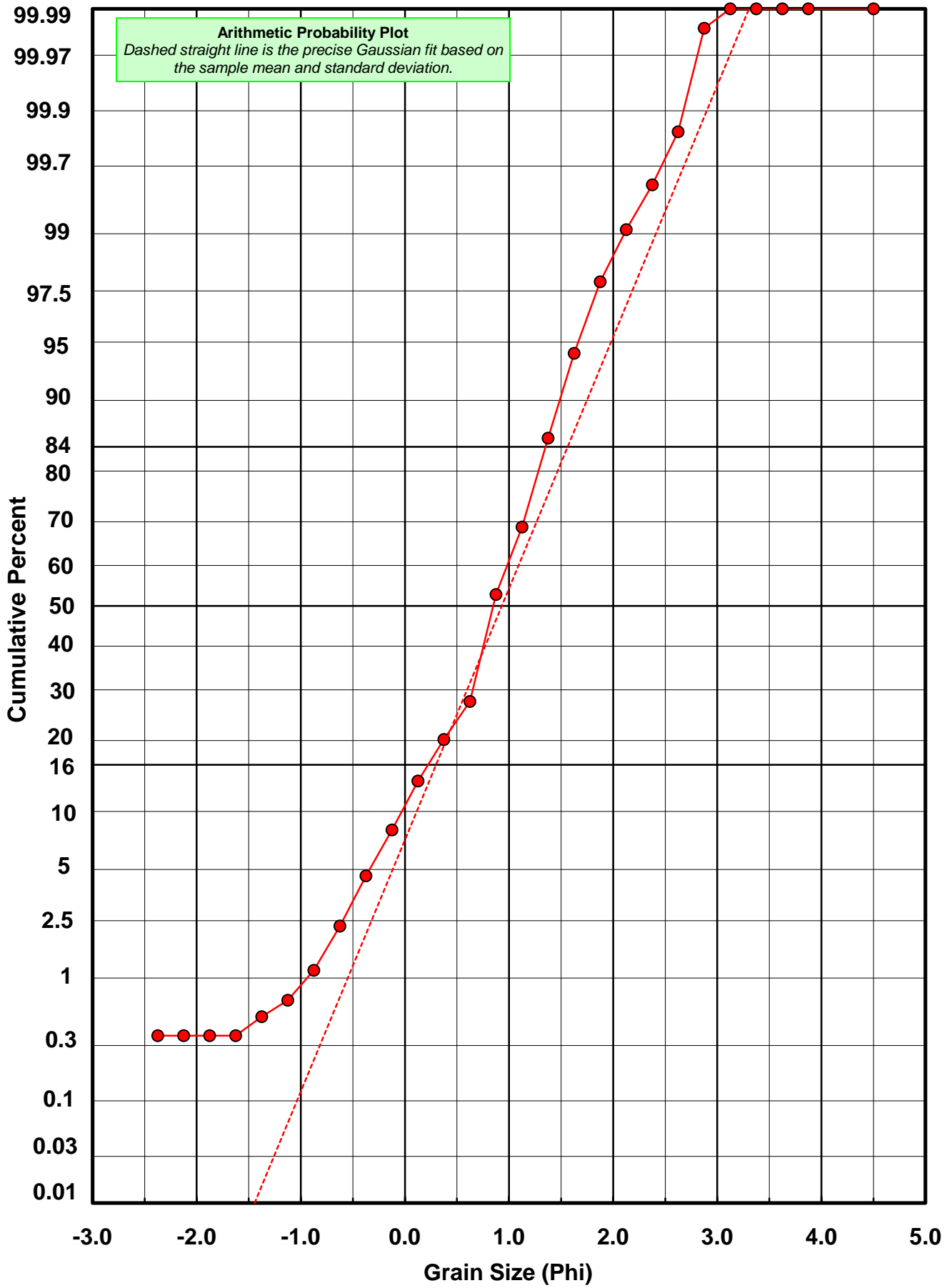
\* RARD = reciprocal absolute relative dispersion (see below)

Statistical Explanation	
Calculations based on the Method of Moments	
Skewness: 3rd Stand. Moment; Exact Gaussian = 0.0	
Kurtosis: 4th Stand. Moment; Exact Gaussian = 3.0	
For Further Explanation, See Basille et al. 2002	
Millimeter data calculated by $mm = 2^{(-\phi)}$	

Reciprocal Absolute Relative Dispersion (RARD) Scale	
< 0.5	Excellent homogeneity (e.g., beaches)
0.5 to 1.0	Good homogeneity
1.0 to 1.33	Fair homogeneity
> 1.33	Poor homogeneity (e.g., glacial)



# MT-18-BB



# Post-Digestion Grain Size Distribution

Onshore Grab Sample

Sample: MT-18-BB

Total Digested Mass: 15.996 grams

% Silica: 24.7 %

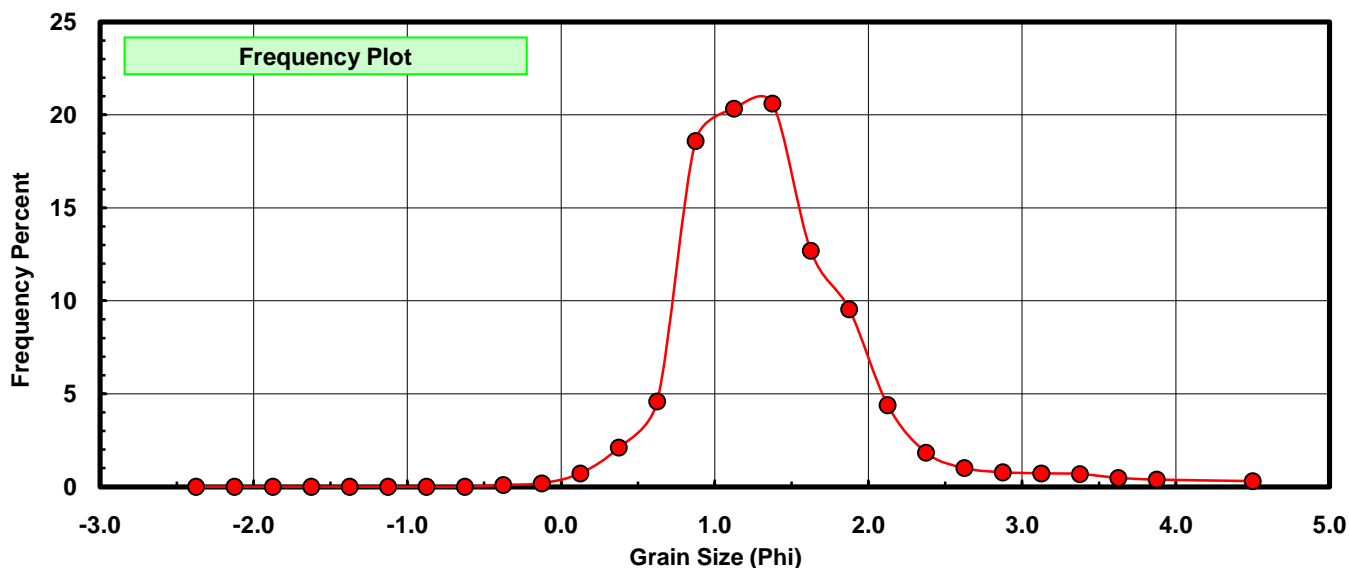
Sieve Size (phi)	Sieve Midpt (phi)	Weight (grams)	Freq Weight %	Cumulative Weight %
-2.25	-2.375	0.000	0.000	0.000
-2.00	-2.125	0.000	0.000	0.000
-1.75	-1.875	0.000	0.000	0.000
-1.50	-1.625	0.000	0.000	0.000
-1.25	-1.375	0.000	0.000	0.000
-1.00	-1.125	0.000	0.000	0.000
-0.75	-0.875	0.000	0.000	0.000
-0.50	-0.625	0.000	0.000	0.000
-0.25	-0.375	0.015	0.094	0.094
0.00	-0.125	0.030	0.188	0.281
0.25	0.125	0.115	0.719	1.000
0.50	0.375	0.336	2.101	3.101
0.75	0.625	0.733	4.582	7.683
1.00	0.875	2.975	18.598	26.282
1.25	1.125	3.252	20.330	46.612
1.50	1.375	3.297	20.611	67.223
1.75	1.625	2.029	12.684	79.907
2.00	1.875	1.526	9.540	89.447
2.25	2.125	0.702	4.389	93.836
2.50	2.375	0.293	1.832	95.668
2.75	2.625	0.160	1.000	96.668
3.00	2.875	0.124	0.775	97.443
3.25	3.125	0.115	0.719	98.162
3.50	3.375	0.109	0.681	98.843
3.75	3.625	0.076	0.475	99.319
4.00	3.875	0.061	0.381	99.700
5.00	4.500	0.048	0.300	100.000

Statistical Results			
Mean:	1.3730	phi	(0.3861 mm)
Standard Dev:	0.6185	phi-units	(0.6514 mm)
Skewness:	1.3742	dimensionless	
Kurtosis:	6.7204	dimensionless	
5th Moment:	22.6042	dimensionless	
6th Moment:	100.4265	dimensionless	
RARD *	0.4505	dimensionless	
Median	1.1661	phi	(0.4456 mm)

\* RARD = reciprocal absolute relative dispersion (see below)

Statistical Explanation	
Calculations based on the Method of Moments	
Skewness: 3rd Stand. Moment; Exact Gaussian = 0.0	
Kurtosis: 4th Stand. Moment; Exact Gaussian = 3.0	
For Further Explanation, See Basille et al. 2002	
Millimeter data calculated by $mm = 2^{(-\phi)}$	

Reciprocal Absolute Relative Dispersion (RARD) Scale	
< 0.5	Excellent homogeneity (e.g., beaches)
0.5 to 1.0	Good homogeneity
1.0 to 1.33	Fair homogeneity
> 1.33	Poor homogeneity (e.g., glacial)



# MT-18-BB

