

Onshore Grab Sample

Sample: MT-17
Sample Taken By: D. Phelps
Sample Collected On: 12/18/08
Splits? N/A

County: Martin
Latitude: 27° 04' 37.3"
Longitude: 80° 07' 10.1"
Datum: WGS 84
Surf. Elev: N/A
Datum: N/A

Fine Data Summary

Total Sample Weight	52.422 grams
Total Fines in Sample	0.184 grams
Total Percent Fines	0.35 %

Dry Sieving Summary

Total Sample Weight	52.223 grams
Total Digested Weight	11.328 grams
Total Carbonate Weight	40.895 grams
Total Silica %	21.69 %
Total Carbonate %	78.31 %
Carbonate/Silica Ratio	3.610

General Comments:

None

Description

Worked By: M. Ladle

Pre-Digestion Grain Size Distribution

Onshore Grab Sample

Sample: MT-17

Total Sample Mass: 52.223 grams

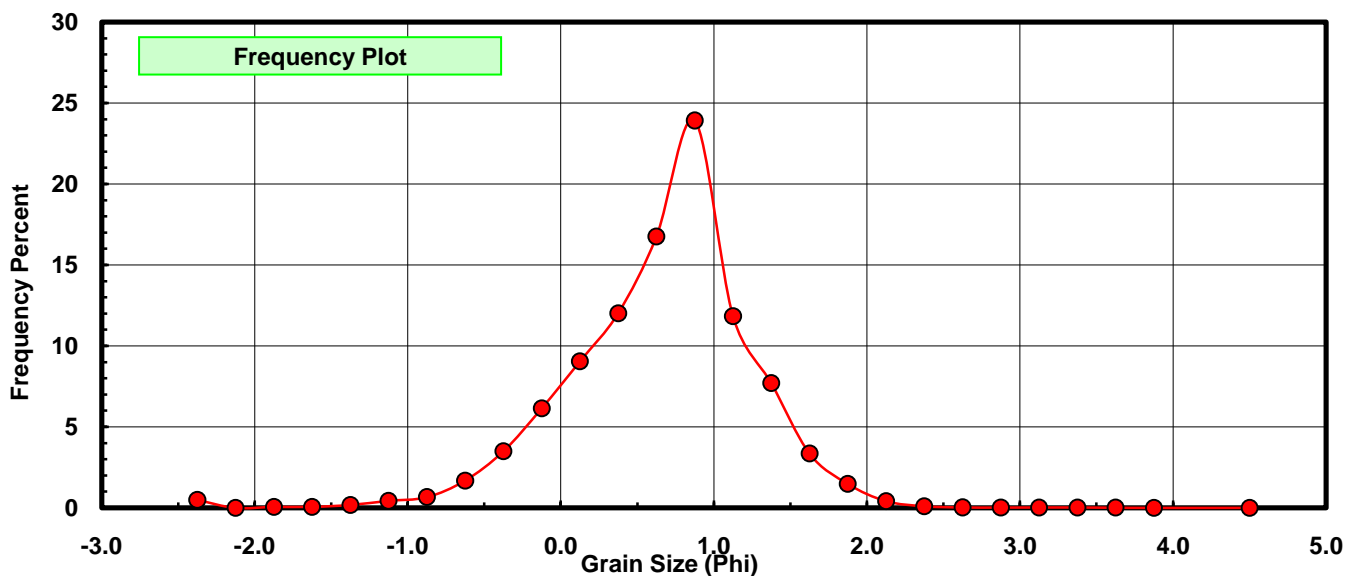
Sieve Size (phi)	Sieve Midpt (phi)	Weight (grams)	Freq Weight %	Cumulative Weight %
-2.25	-2.375	0.259	0.496	0.496
-2.00	-2.125	0.000	0.000	0.496
-1.75	-1.875	0.033	0.063	0.559
-1.50	-1.625	0.034	0.065	0.624
-1.25	-1.375	0.096	0.184	0.808
-1.00	-1.125	0.228	0.437	1.245
-0.75	-0.875	0.346	0.663	1.907
-0.50	-0.625	0.880	1.685	3.592
-0.25	-0.375	1.824	3.493	7.085
0.00	-0.125	3.207	6.141	13.226
0.25	0.125	4.723	9.044	22.270
0.50	0.375	6.276	12.018	34.288
0.75	0.625	8.750	16.755	51.043
1.00	0.875	12.493	23.922	74.965
1.25	1.125	6.182	11.838	86.803
1.50	1.375	4.027	7.711	94.514
1.75	1.625	1.753	3.357	97.871
2.00	1.875	0.775	1.484	99.355
2.25	2.125	0.218	0.417	99.772
2.50	2.375	0.055	0.105	99.877
2.75	2.625	0.015	0.029	99.906
3.00	2.875	0.012	0.023	99.929
3.25	3.125	0.014	0.027	99.956
3.50	3.375	0.014	0.027	99.983
3.75	3.625	0.006	0.011	99.994
4.00	3.875	0.001	0.002	99.996
5.00	4.50	0.002	0.004	100.000

Statistical Results			
Mean:	0.6486	phi	(0.6379 mm)
Standard Dev:	0.6208	phi-units	(0.6503 mm)
Skewness:	-0.8155	dimensionless	
Kurtosis:	5.8717	dimensionless	
5th Moment:	-15.2591	dimensionless	
6th Moment:	91.2389	dimensionless	
RARD *	0.9571	dimensionless	
Median	0.6094	phi	(0.6554 mm)

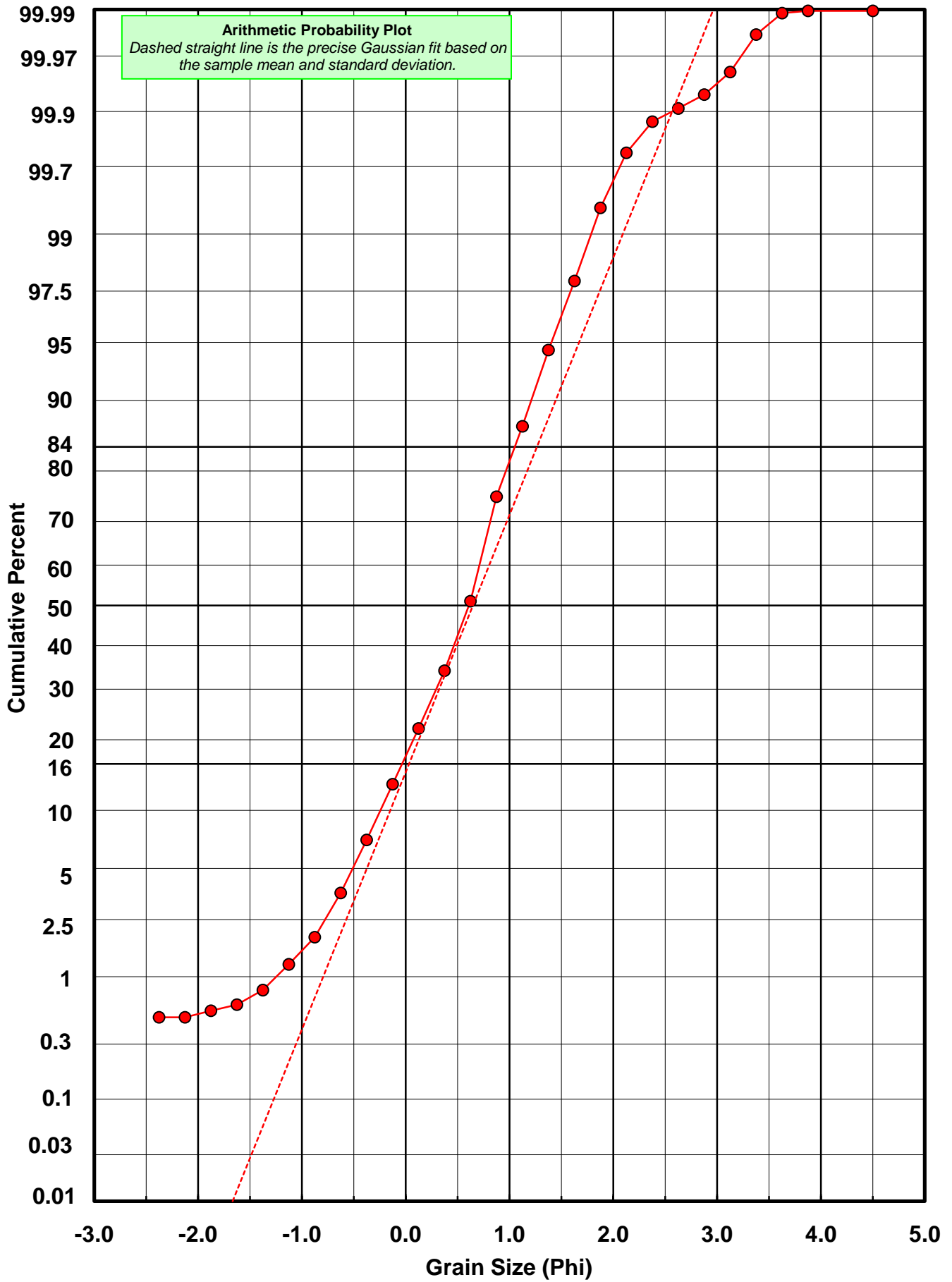
* RARD = reciprocal absolute relative dispersion (see below)

Statistical Explanation	
Calculations based on the Method of Moments	
Skewness: 3rd Stand. Moment; Exact Gaussian = 0.0	
Kurtosis: 4th Stand. Moment; Exact Gaussian = 3.0	
For Further Explanation, See Basille et al. 2002	
Millimeter data calculated by $mm = 2^{(-\phi)}$	

Reciprocal Absolute Relative Dispersion (RARD) Scale	
< 0.5	Excellent homogeneity (e.g., beaches)
0.5 to 1.0	Good homogeneity
1.0 to 1.33	Fair homogeneity
> 1.33	Poor homogeneity (e.g., glacial)



MT-17



Carbonate Grain Size Distribution

Onshore Grab Sample

Sample: MT-17

Total Carbonate Mass: 41.196 grams

% Carbonate: 78.3 %

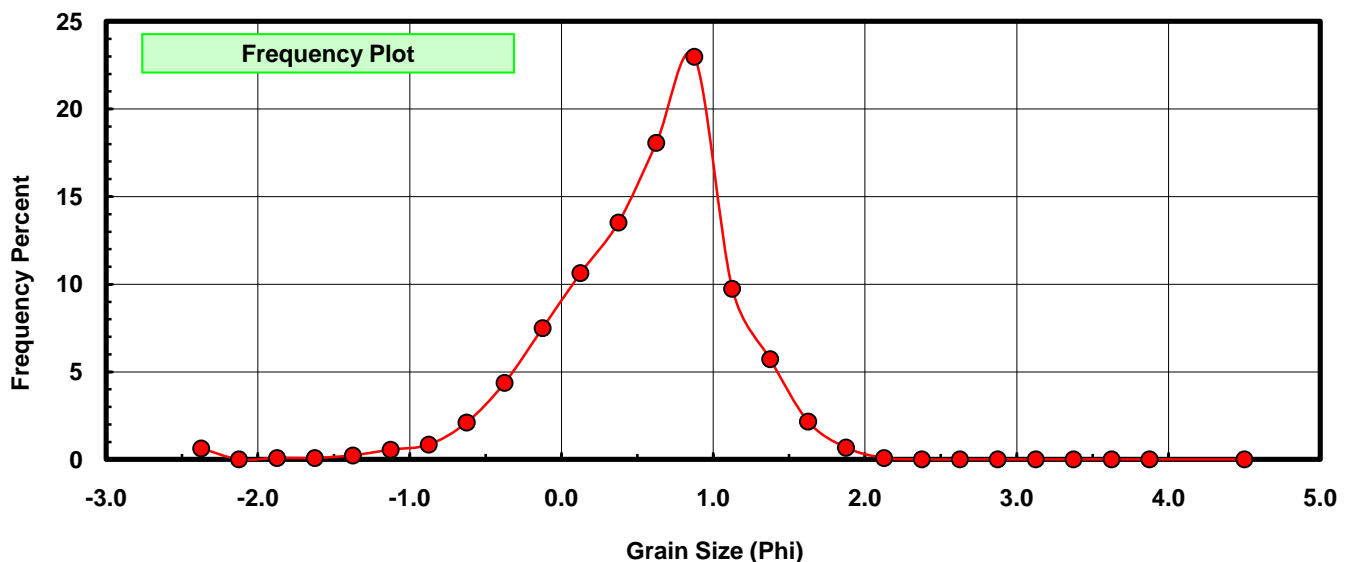
Sieve Size (phi)	Sieve Midpt (phi)	Weight (grams)	Freq Weight %	Cumulative Weight %
-2.25	-2.375	0.259	0.629	0.629
-2.00	-2.125	0.000	0.000	0.629
-1.75	-1.875	0.033	0.080	0.709
-1.50	-1.625	0.034	0.083	0.791
-1.25	-1.375	0.096	0.233	1.024
-1.00	-1.125	0.228	0.553	1.578
-0.75	-0.875	0.346	0.840	2.418
-0.50	-0.625	0.868	2.107	4.525
-0.25	-0.375	1.802	4.374	8.899
0.00	-0.125	3.087	7.493	16.392
0.25	0.125	4.379	10.630	27.022
0.50	0.375	5.572	13.526	40.548
0.75	0.625	7.443	18.067	58.615
1.00	0.875	9.469	22.985	81.600
1.25	1.125	4.014	9.744	91.344
1.50	1.375	2.359	5.726	97.070
1.75	1.625	0.894	2.170	99.240
2.00	1.875	0.278	0.675	99.915
2.25	2.125	0.035	0.085	100.000
2.50	2.375	0.000	0.000	100.000
2.75	2.625	0.000	0.000	100.000
3.00	2.875	0.000	0.000	100.000
3.25	3.125	0.000	0.000	100.000
3.50	3.375	0.000	0.000	100.000
3.75	3.625	0.000	0.000	100.000
4.00	3.875	0.000	0.000	100.000
5.00	4.500	0.000	0.000	100.000

Statistical Results			
Mean:	0.5426	phi	(0.6865 mm)
Standard Dev:	0.6100	phi-units	(0.6552 mm)
Skewness:	-1.0487	dimensionless	
Kurtosis:	5.8892	dimensionless	
5th Moment:	-19.4241	dimensionless	
6th Moment:	91.9435	dimensionless	
RARD *	1.1242	dimensionless	
Median	0.5058	phi	(0.7043 mm)

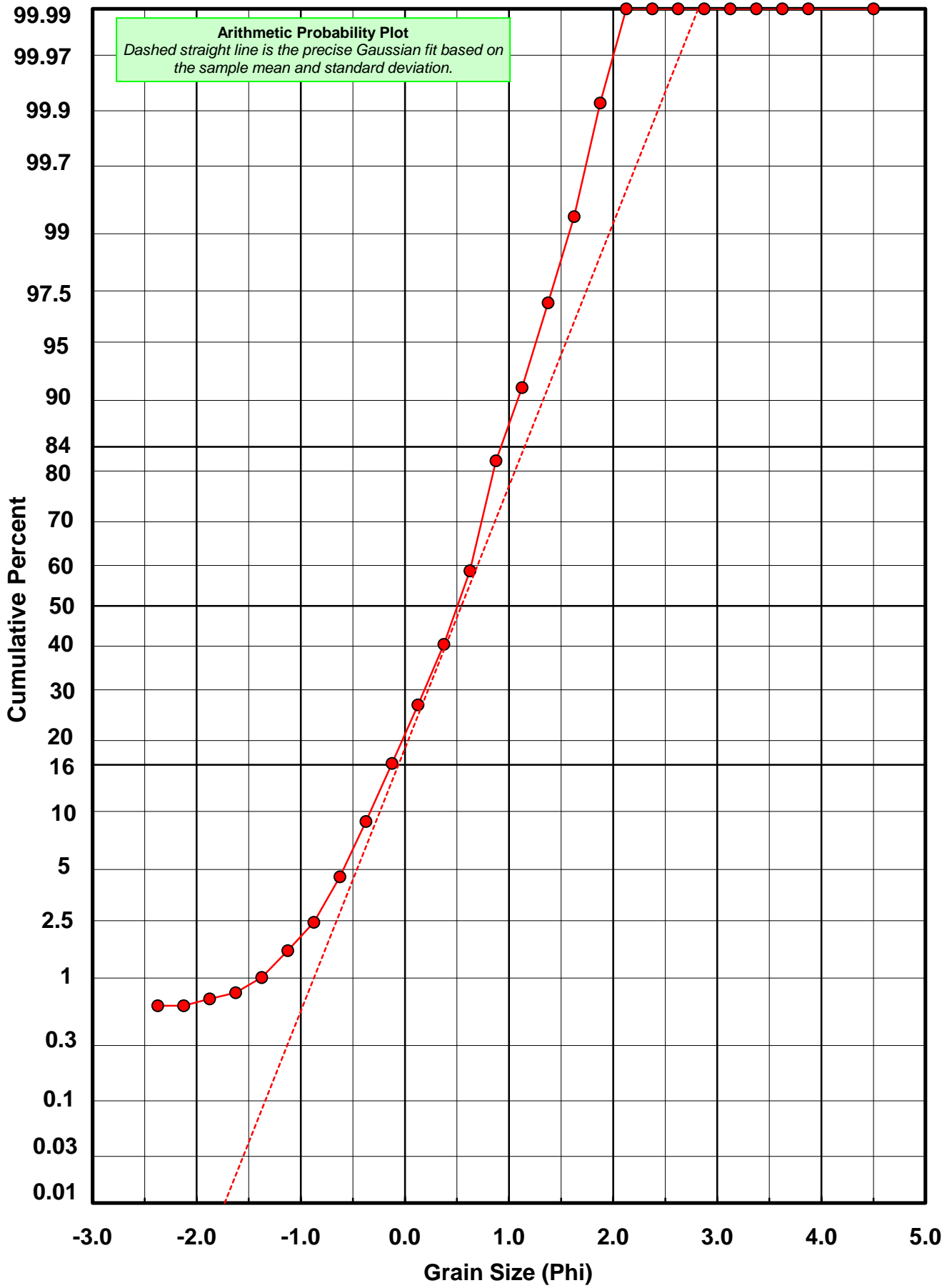
* RARD = reciprocal absolute relative dispersion (see below)

Statistical Explanation	
Calculations based on the Method of Moments	
Skewness: 3rd Stand. Moment; Exact Gaussian = 0.0	
Kurtosis: 4th Stand. Moment; Exact Gaussian = 3.0	
For Further Explanation, See Basille et al. 2002	
Millimeter data calculated by $mm = 2^{(-\phi)}$	

Reciprocal Absolute Relative Dispersion (RARD) Scale	
< 0.5	Excellent homogeneity (e.g., beaches)
0.5 to 1.0	Good homogeneity
1.0 to 1.33	Fair homogeneity
> 1.33	Poor homogeneity (e.g., glacial)



MT-17



Post-Digestion Grain Size Distribution

Onshore Grab Sample

Sample: MT-17

Total Digested Mass: 11.328 grams

% Silica: 21.7 %

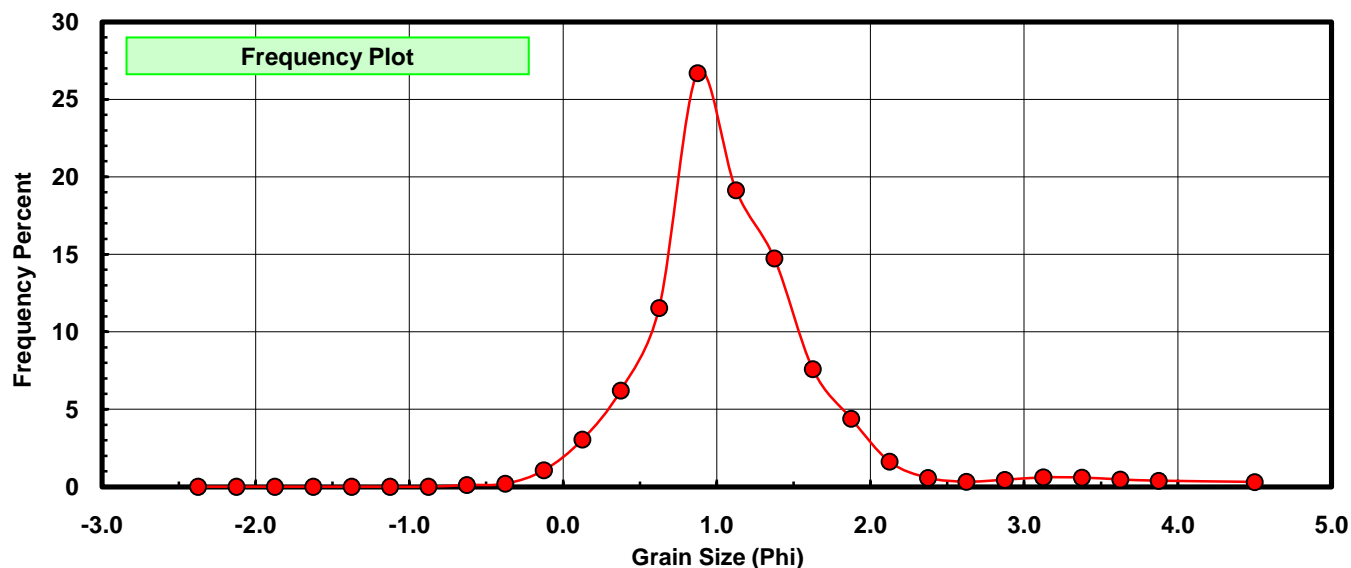
Sieve Size (phi)	Sieve Midpt (phi)	Weight (grams)	Freq Weight %	Cumulative Weight %
-2.25	-2.375	0.000	0.000	0.000
-2.00	-2.125	0.000	0.000	0.000
-1.75	-1.875	0.000	0.000	0.000
-1.50	-1.625	0.000	0.000	0.000
-1.25	-1.375	0.000	0.000	0.000
-1.00	-1.125	0.000	0.000	0.000
-0.75	-0.875	0.000	0.000	0.000
-0.50	-0.625	0.012	0.106	0.106
-0.25	-0.375	0.022	0.194	0.300
0.00	-0.125	0.120	1.059	1.359
0.25	0.125	0.344	3.037	4.396
0.50	0.375	0.704	6.215	10.611
0.75	0.625	1.307	11.538	22.149
1.00	0.875	3.024	26.695	48.844
1.25	1.125	2.168	19.138	67.982
1.50	1.375	1.668	14.725	82.707
1.75	1.625	0.859	7.583	90.290
2.00	1.875	0.497	4.387	94.677
2.25	2.125	0.183	1.615	96.292
2.50	2.375	0.065	0.574	96.866
2.75	2.625	0.037	0.327	97.193
3.00	2.875	0.051	0.450	97.643
3.25	3.125	0.068	0.600	98.243
3.50	3.375	0.067	0.591	98.835
3.75	3.625	0.053	0.468	99.303
4.00	3.875	0.044	0.388	99.691
5.00	4.500	0.035	0.309	100.000

Statistical Results			
Mean:	1.1074	phi	(0.4641 mm)
Standard Dev:	0.6469	phi-units	(0.6386 mm)
Skewness:	1.5915	dimensionless	
Kurtosis:	8.0925	dimensionless	
5th Moment:	29.9874	dimensionless	
6th Moment:	137.8075	dimensionless	
RARD *	0.5842	dimensionless	
Median	0.8901	phi	(0.5396 mm)

* RARD = reciprocal absolute relative dispersion (see below)

Statistical Explanation	
Calculations based on the Method of Moments	
Skewness: 3rd Stand. Moment; Exact Gaussian = 0.0	
Kurtosis: 4th Stand. Moment; Exact Gaussian = 3.0	
For Further Explanation, See Basille et al. 2002	
Millimeter data calculated by $mm = 2^{(-\phi)}$	

Reciprocal Absolute Relative Dispersion (RARD) Scale	
< 0.5	Excellent homogeneity (e.g., beaches)
0.5 to 1.0	Good homogeneity
1.0 to 1.33	Fair homogeneity
> 1.33	Poor homogeneity (e.g., glacial)



MT-17

