

Onshore Grab Sample

Sample: MT-14-BB
Sample Taken By: D. Phelps
Sample Collected On: 12/17/08
Splits? N/A

County: Martin
Latitude: 27° 06' 34.3"
Longitude: 80° 08' 17.6"
Datum: WGS 84
Surf. Elev: N/A
Datum: N/A

Fine Data Summary

Total Sample Weight 56.824 grams
Total Fines in Sample 0.181 grams
Total Percent Fines 0.32 %

Dry Sieving Summary

Total Sample Weight 56.672 grams
Total Digested Weight 13.409 grams
Total Carbonate Weight 43.263 grams
Total Silica % 23.66 %
Total Carbonate % 76.34 %
Carbonate/Silica Ratio 3.226

General Comments:

None

Description

Worked By: M. Ladle

Pre-Digestion Grain Size Distribution

Onshore Grab Sample

Sample: MT-14-BB

Total Sample Mass: 56.672 grams

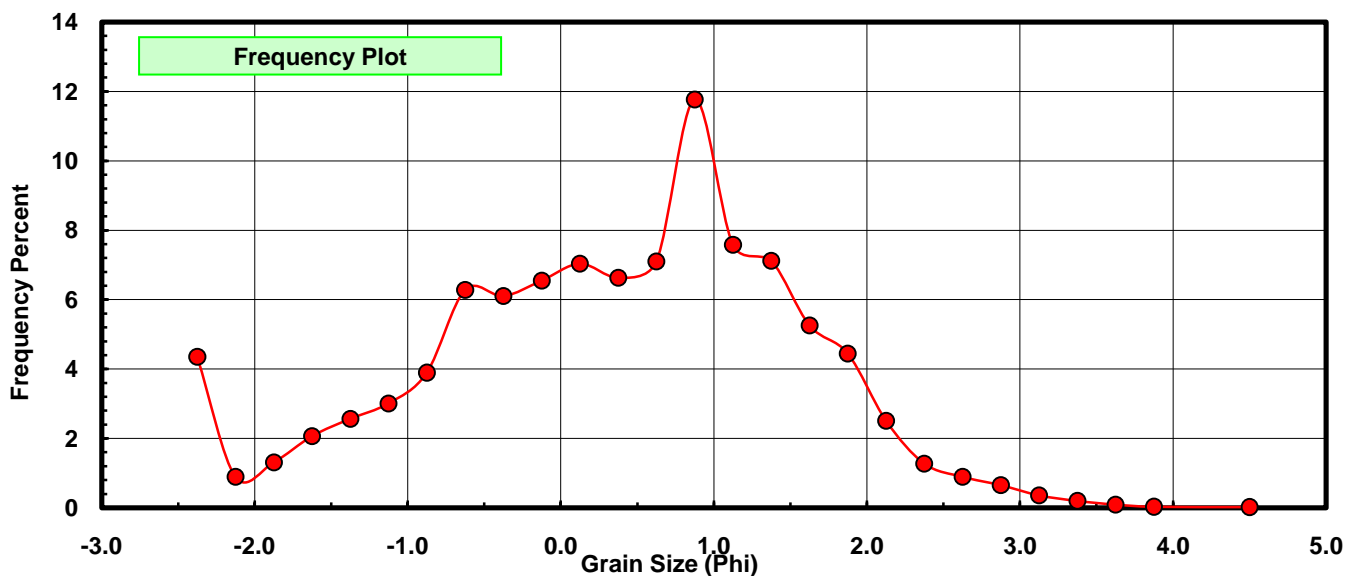
Sieve Size (phi)	Sieve Midpt (phi)	Weight (grams)	Freq Weight %	Cumulative Weight %
-2.25	-2.375	2.469	4.357	4.357
-2.00	-2.125	0.506	0.893	5.250
-1.75	-1.875	0.744	1.313	6.562
-1.50	-1.625	1.171	2.066	8.629
-1.25	-1.375	1.455	2.567	11.196
-1.00	-1.125	1.706	3.010	14.206
-0.75	-0.875	2.208	3.896	18.102
-0.50	-0.625	3.557	6.276	24.379
-0.25	-0.375	3.458	6.102	30.481
0.00	-0.125	3.709	6.545	37.025
0.25	0.125	3.987	7.035	44.061
0.50	0.375	3.757	6.629	50.690
0.75	0.625	4.025	7.102	57.792
1.00	0.875	6.669	11.768	69.560
1.25	1.125	4.294	7.577	77.137
1.50	1.375	4.036	7.122	84.259
1.75	1.625	2.979	5.257	89.515
2.00	1.875	2.519	4.445	93.960
2.25	2.125	1.422	2.509	96.469
2.50	2.375	0.723	1.276	97.745
2.75	2.625	0.507	0.895	98.640
3.00	2.875	0.370	0.653	99.292
3.25	3.125	0.204	0.360	99.652
3.50	3.375	0.113	0.199	99.852
3.75	3.625	0.053	0.094	99.945
4.00	3.875	0.018	0.032	99.977
5.00	4.50	0.013	0.023	100.000

Statistical Results			
Mean:	0.3283	phi	(0.7965 mm)
Standard Dev:	1.2207	phi-units	(0.4291 mm)
Skewness:	-0.3164	dimensionless	
Kurtosis:	2.7150	dimensionless	
5th Moment:	-1.5760	dimensionless	
6th Moment:	10.7323	dimensionless	
RARD *	3.7189	dimensionless	
Median	0.3490	phi	(0.7851 mm)

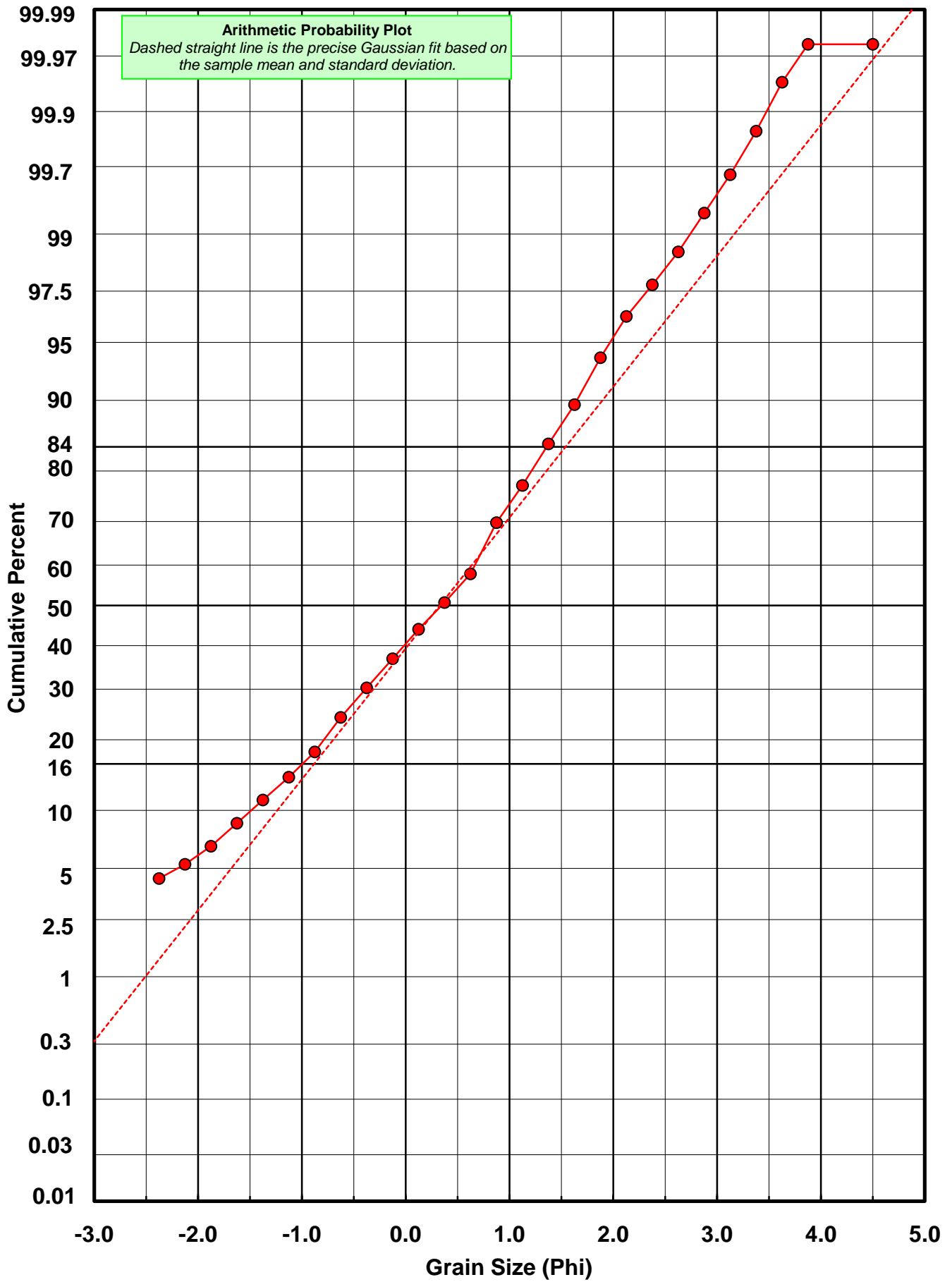
* RARD = reciprocal absolute relative dispersion (see below)

Statistical Explanation	
Calculations based on the Method of Moments	
Skewness: 3rd Stand. Moment; Exact Gaussian = 0.0	
Kurtosis: 4th Stand. Moment; Exact Gaussian = 3.0	
For Further Explanation, See Basille et al. 2002	
Millimeter data calculated by $mm = 2^{(-\phi)}$	

Reciprocal Absolute Relative Dispersion (RARD) Scale	
< 0.5	Excellent homogeneity (e.g., beaches)
0.5 to 1.0	Good homogeneity
1.0 to 1.33	Fair homogeneity
> 1.33	Poor homogeneity (e.g., glacial)



MT-14-BB



Carbonate Grain Size Distribution

Onshore Grab Sample

Sample: MT-14-BB

Total Carbonate Mass: 43.313 grams

% Carbonate: 76.3 %

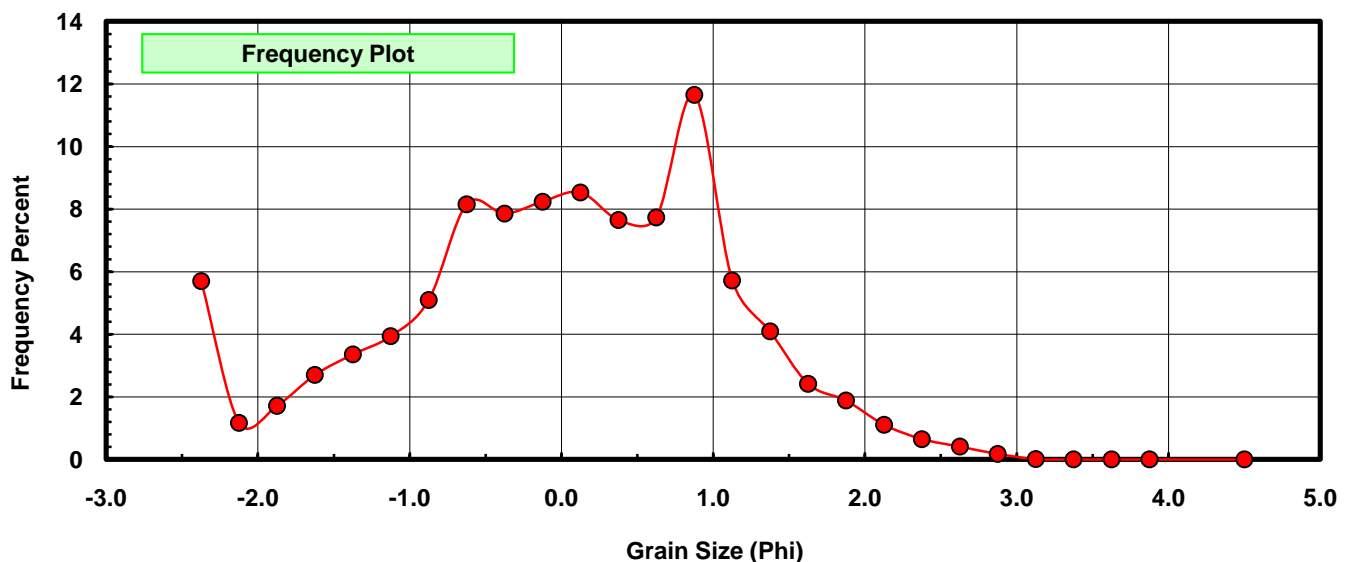
Sieve Size (phi)	Sieve Midpt (phi)	Weight (grams)	Freq Weight %	Cumulative Weight %
-2.25	-2.375	2.469	5.700	5.700
-2.00	-2.125	0.506	1.168	6.869
-1.75	-1.875	0.744	1.718	8.586
-1.50	-1.625	1.171	2.704	11.290
-1.25	-1.375	1.455	3.359	14.649
-1.00	-1.125	1.706	3.939	18.588
-0.75	-0.875	2.208	5.098	23.686
-0.50	-0.625	3.534	8.159	31.845
-0.25	-0.375	3.402	7.854	39.699
0.00	-0.125	3.569	8.240	47.939
0.25	0.125	3.697	8.536	56.475
0.50	0.375	3.315	7.654	64.129
0.75	0.625	3.350	7.734	71.863
1.00	0.875	5.046	11.650	83.513
1.25	1.125	2.479	5.723	89.236
1.50	1.375	1.772	4.091	93.328
1.75	1.625	1.048	2.420	95.747
2.00	1.875	0.816	1.884	97.631
2.25	2.125	0.482	1.113	98.744
2.50	2.375	0.283	0.653	99.397
2.75	2.625	0.178	0.411	99.808
3.00	2.875	0.077	0.178	99.986
3.25	3.125	0.006	0.014	100.000
3.50	3.375	0.000	0.000	100.000
3.75	3.625	0.000	0.000	100.000
4.00	3.875	0.000	0.000	100.000
5.00	4.500	0.000	0.000	100.000

Statistical Results			
Mean:	-0.0218	phi	(1.0152 mm)
Standard Dev:	1.1289	phi-units	(0.4573 mm)
Skewness:	-0.2798	dimensionless	
Kurtosis:	2.6012	dimensionless	
5th Moment:	-1.3263	dimensionless	
6th Moment:	9.3617	dimensionless	
RARD *	51.8465	dimensionless	
Median	-0.0646	phi	(1.0458 mm)

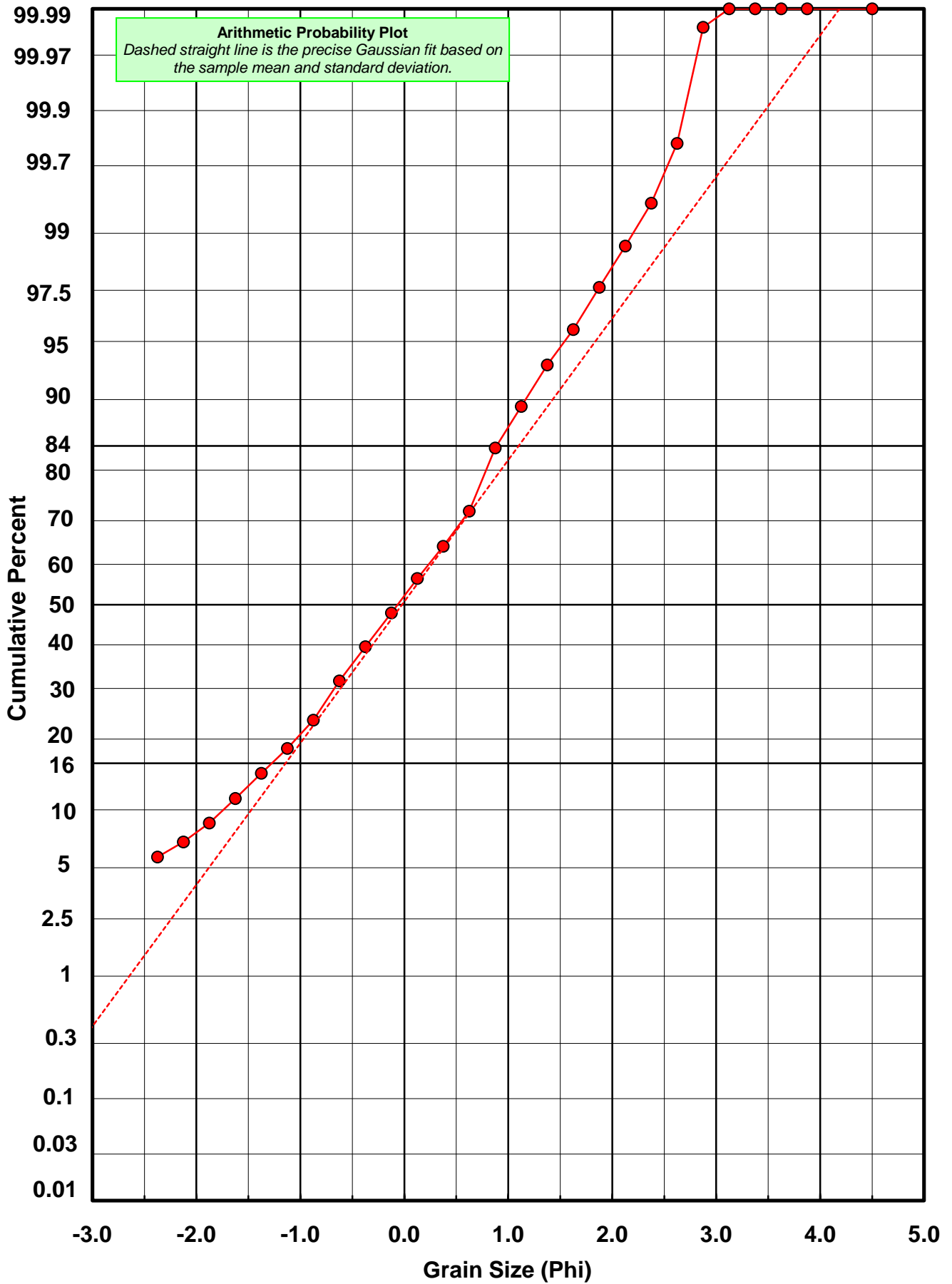
* RARD = reciprocal absolute relative dispersion (see below)

Statistical Explanation	
Calculations based on the Method of Moments	
Skewness: 3rd Stand. Moment; Exact Gaussian = 0.0	
Kurtosis: 4th Stand. Moment; Exact Gaussian = 3.0	
For Further Explanation, See Basille et al. 2002	
Millimeter data calculated by $mm = 2^{(-\phi)}$	

Reciprocal Absolute Relative Dispersion (RARD) Scale	
< 0.5	Excellent homogeneity (e.g., beaches)
0.5 to 1.0	Good homogeneity
1.0 to 1.33	Fair homogeneity
> 1.33	Poor homogeneity (e.g., glacial)



MT-14-BB



Post-Digestion Grain Size Distribution

Onshore Grab Sample

Sample: MT-14-BB

Total Digested Mass: 13.409 grams

% Silica: 23.7 %

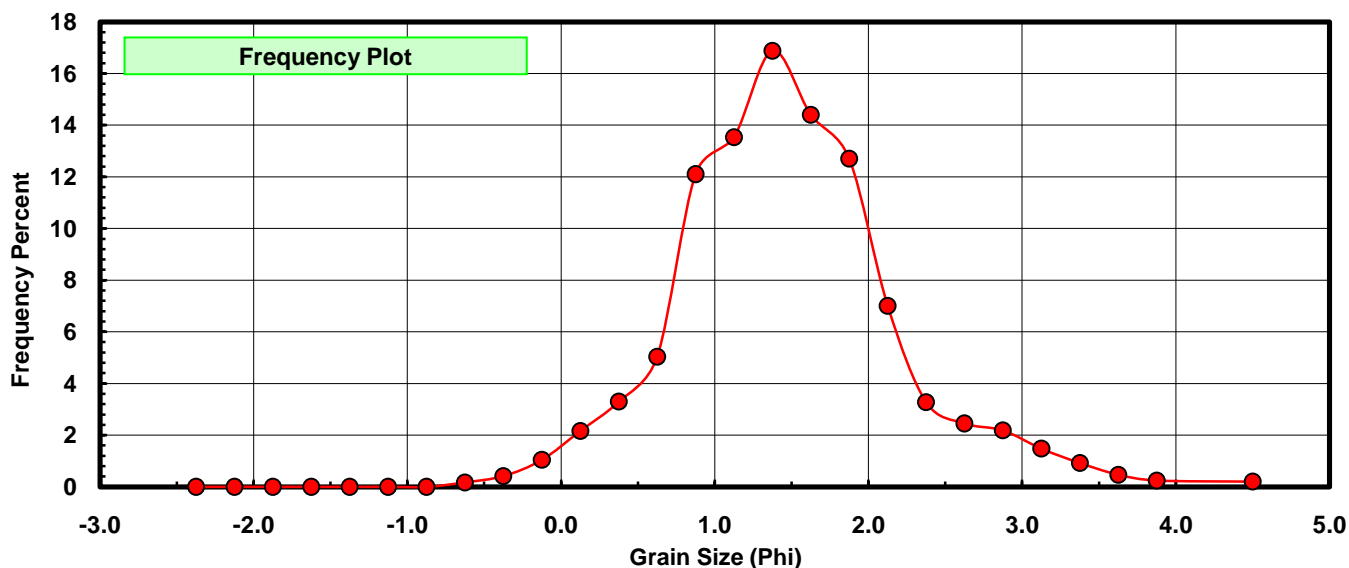
Sieve Size (phi)	Sieve Midpt (phi)	Weight (grams)	Freq Weight %	Cumulative Weight %
-2.25	-2.375	0.000	0.000	0.000
-2.00	-2.125	0.000	0.000	0.000
-1.75	-1.875	0.000	0.000	0.000
-1.50	-1.625	0.000	0.000	0.000
-1.25	-1.375	0.000	0.000	0.000
-1.00	-1.125	0.000	0.000	0.000
-0.75	-0.875	0.000	0.000	0.000
-0.50	-0.625	0.023	0.172	0.172
-0.25	-0.375	0.056	0.418	0.589
0.00	-0.125	0.140	1.044	1.633
0.25	0.125	0.290	2.163	3.796
0.50	0.375	0.442	3.296	7.092
0.75	0.625	0.675	5.034	12.126
1.00	0.875	1.623	12.104	24.230
1.25	1.125	1.815	13.536	37.766
1.50	1.375	2.264	16.884	54.650
1.75	1.625	1.931	14.401	69.051
2.00	1.875	1.703	12.700	81.751
2.25	2.125	0.940	7.010	88.761
2.50	2.375	0.440	3.281	92.043
2.75	2.625	0.329	2.454	94.496
3.00	2.875	0.293	2.185	96.681
3.25	3.125	0.198	1.477	98.158
3.50	3.375	0.124	0.925	99.083
3.75	3.625	0.063	0.470	99.553
4.00	3.875	0.033	0.246	99.799
5.00	4.500	0.027	0.201	100.000

Statistical Results			
Mean:	1.4722	phi	(0.3604 mm)
Standard Dev:	0.7417	phi-units	(0.5981 mm)
Skewness:	0.4619	dimensionless	
Kurtosis:	3.7915	dimensionless	
5th Moment:	5.2465	dimensionless	
6th Moment:	27.1212	dimensionless	
RARD *	0.5038	dimensionless	
Median	1.3062	phi	(0.4044 mm)

* RARD = reciprocal absolute relative dispersion (see below)

Statistical Explanation	
Calculations based on the Method of Moments	
Skewness: 3rd Stand. Moment; Exact Gaussian = 0.0	
Kurtosis: 4th Stand. Moment; Exact Gaussian = 3.0	
For Further Explanation, See Basille et al. 2002	
Millimeter data calculated by $mm = 2^{(-\phi)}$	

Reciprocal Absolute Relative Dispersion (RARD) Scale	
< 0.5	Excellent homogeneity (e.g., beaches)
0.5 to 1.0	Good homogeneity
1.0 to 1.33	Fair homogeneity
> 1.33	Poor homogeneity (e.g., glacial)



MT-14-BB

