

Onshore Grab Sample

Sample: MT-13-BB
Sample Taken By: D. Phelps
Sample Collected On: 12/17/08
Splits? N/A

County: Martin
Latitude: 27° 07' 17.1"
Longitude: 80° 08' 33.8"
Datum: WGS 84
Surf. Elev: N/A
Datum: N/A

Fine Data Summary

Total Sample Weight 59.945 grams
Total Fines in Sample 0.152 grams
Total Percent Fines 0.25 %

Dry Sieving Summary

Total Sample Weight 59.752 grams
Total Digested Weight 38.103 grams
Total Carbonate Weight 21.649 grams
Total Silica % 63.77 %
Total Carbonate % 36.23 %
Carbonate/Silica Ratio 0.568

General Comments:

None

Description

Worked By: M. Ladle

Pre-Digestion Grain Size Distribution

Onshore Grab Sample

Sample: MT-13-BB

Total Sample Mass: 59.752 grams

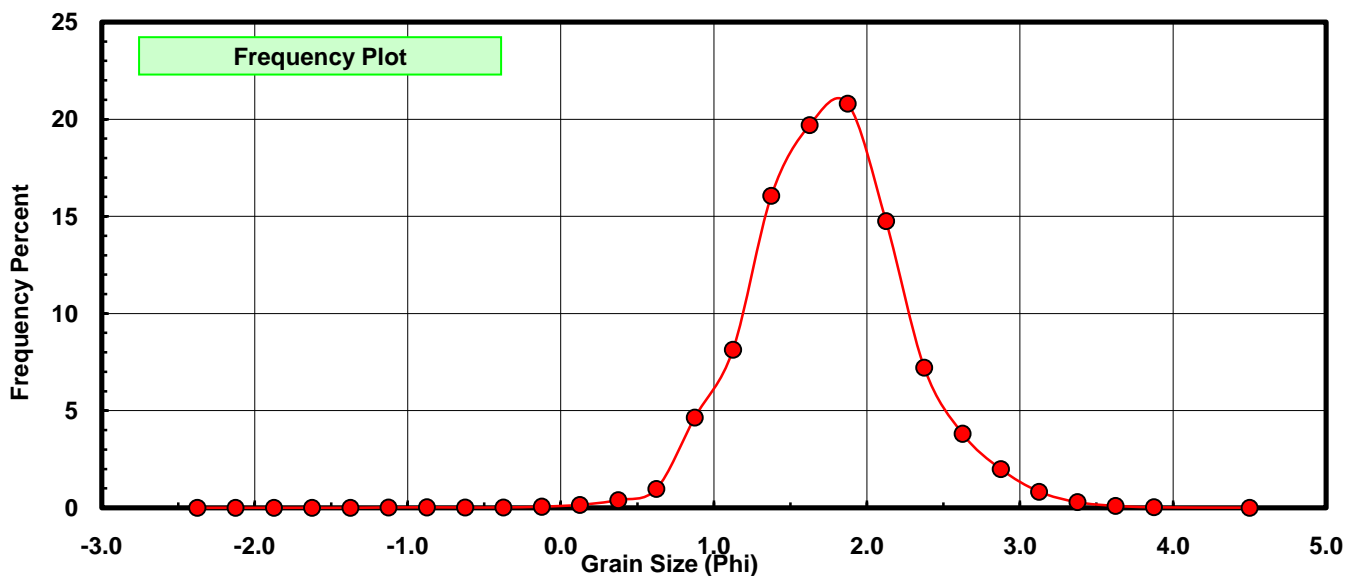
Sieve Size (phi)	Sieve Midpt (phi)	Weight (grams)	Freq Weight %	Cumulative Weight %
-2.25	-2.375	0.000	0.000	0.000
-2.00	-2.125	0.000	0.000	0.000
-1.75	-1.875	0.000	0.000	0.000
-1.50	-1.625	0.000	0.000	0.000
-1.25	-1.375	0.000	0.000	0.000
-1.00	-1.125	0.009	0.015	0.015
-0.75	-0.875	0.014	0.023	0.038
-0.50	-0.625	0.009	0.015	0.054
-0.25	-0.375	0.012	0.020	0.074
0.00	-0.125	0.034	0.057	0.131
0.25	0.125	0.092	0.154	0.285
0.50	0.375	0.238	0.398	0.683
0.75	0.625	0.583	0.976	1.659
1.00	0.875	2.773	4.641	6.299
1.25	1.125	4.860	8.134	14.433
1.50	1.375	9.592	16.053	30.486
1.75	1.625	11.771	19.700	50.186
2.00	1.875	12.432	20.806	70.992
2.25	2.125	8.813	14.749	85.741
2.50	2.375	4.307	7.208	92.949
2.75	2.625	2.278	3.812	96.762
3.00	2.875	1.189	1.990	98.752
3.25	3.125	0.496	0.830	99.582
3.50	3.375	0.173	0.290	99.871
3.75	3.625	0.059	0.099	99.970
4.00	3.875	0.015	0.025	99.995
5.00	4.50	0.003	0.005	100.000

Statistical Results			
Mean:	1.7526	phi	(0.2968 mm)
Standard Dev:	0.5126	phi-units	(0.701 mm)
Skewness:	0.1164	dimensionless	
Kurtosis:	3.8130	dimensionless	
5th Moment:	-0.1202	dimensionless	
6th Moment:	33.2162	dimensionless	
RARD *	0.2925	dimensionless	
Median	1.6226	phi	(0.3247 mm)

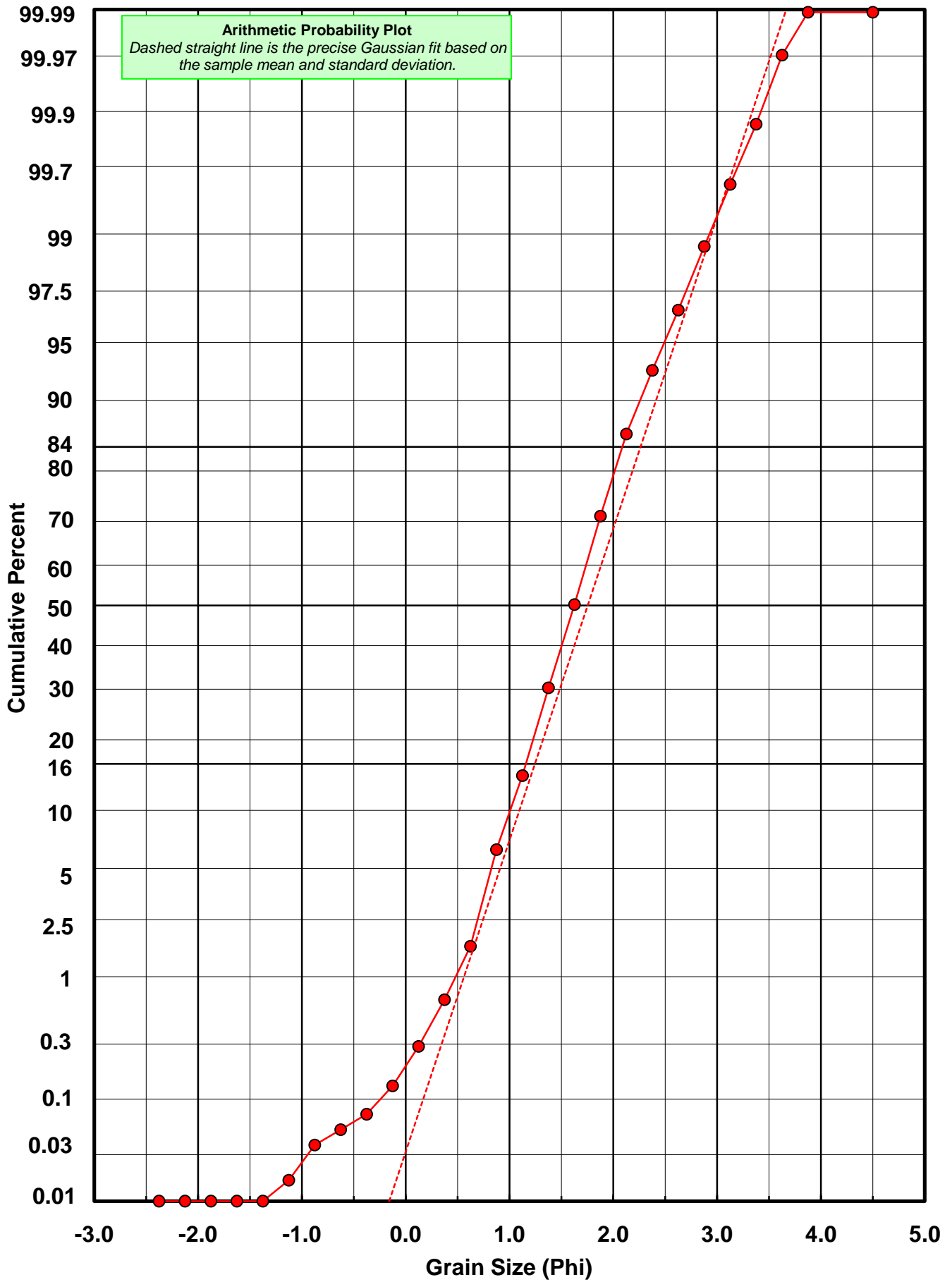
* RARD = reciprocal absolute relative dispersion (see below)

Statistical Explanation	
Calculations based on the Method of Moments	
Skewness: 3rd Stand. Moment; Exact Gaussian = 0.0	
Kurtosis: 4th Stand. Moment; Exact Gaussian = 3.0	
For Further Explanation, See Basille et al. 2002	
Millimeter data calculated by $mm = 2^{(-\phi)}$	

Reciprocal Absolute Relative Dispersion (RARD) Scale	
< 0.5	Excellent homogeneity (e.g., beaches)
0.5 to 1.0	Good homogeneity
1.0 to 1.33	Fair homogeneity
> 1.33	Poor homogeneity (e.g., glacial)



MT-13-BB



Carbonate Grain Size Distribution

Onshore Grab Sample

Sample: MT-13-BB

Total Carbonate Mass: 21.664 grams

% Carbonate: 36.2 %

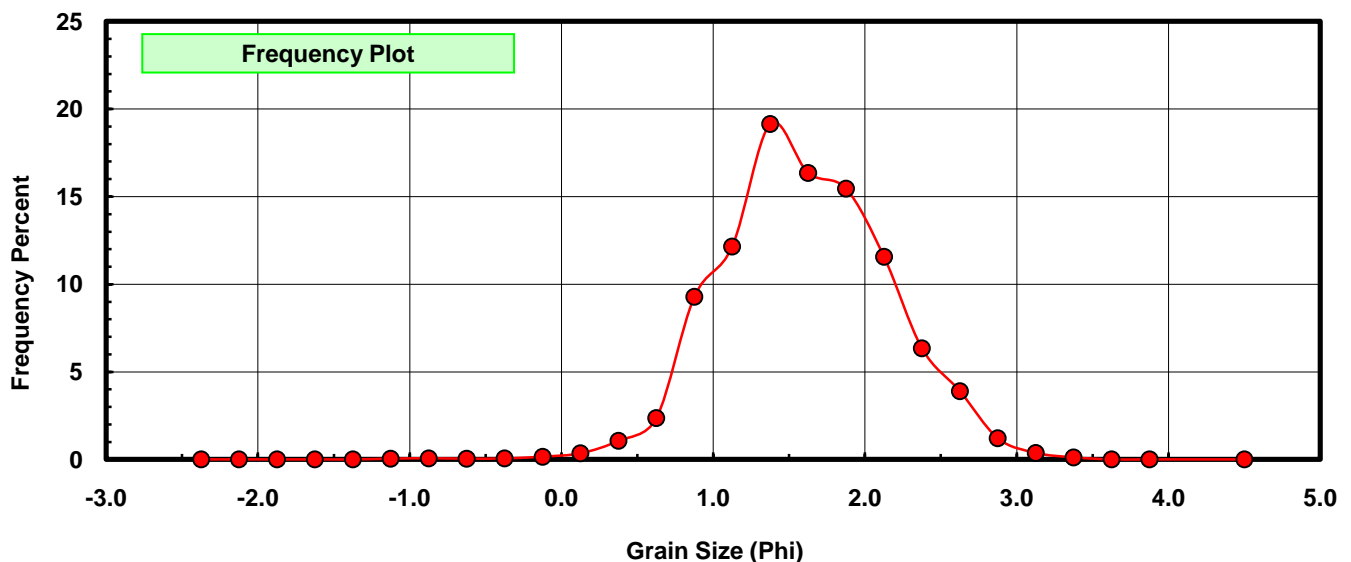
Sieve Size (phi)	Sieve Midpt (phi)	Weight (grams)	Freq Weight %	Cumulative Weight %
-2.25	-2.375	0.000	0.000	0.000
-2.00	-2.125	0.000	0.000	0.000
-1.75	-1.875	0.000	0.000	0.000
-1.50	-1.625	0.000	0.000	0.000
-1.25	-1.375	0.000	0.000	0.000
-1.00	-1.125	0.009	0.042	0.042
-0.75	-0.875	0.014	0.065	0.106
-0.50	-0.625	0.009	0.042	0.148
-0.25	-0.375	0.012	0.055	0.203
0.00	-0.125	0.034	0.157	0.360
0.25	0.125	0.076	0.351	0.711
0.50	0.375	0.230	1.062	1.773
0.75	0.625	0.511	2.359	4.131
1.00	0.875	2.010	9.278	13.409
1.25	1.125	2.634	12.158	25.568
1.50	1.375	4.146	19.138	44.706
1.75	1.625	3.541	16.345	61.051
2.00	1.875	3.347	15.450	76.500
2.25	2.125	2.505	11.563	88.063
2.50	2.375	1.374	6.342	94.405
2.75	2.625	0.844	3.896	98.301
3.00	2.875	0.262	1.209	99.511
3.25	3.125	0.081	0.374	99.885
3.50	3.375	0.025	0.115	100.000
3.75	3.625	0.000	0.000	100.000
4.00	3.875	0.000	0.000	100.000
5.00	4.500	0.000	0.000	100.000

Statistical Results			
Mean:	1.6028	phi	(0.3292 mm)
Standard Dev:	0.5631	phi-units	(0.6768 mm)
Skewness:	-0.0274	dimensionless	
Kurtosis:	3.2636	dimensionless	
5th Moment:	-2.3649	dimensionless	
6th Moment:	24.6267	dimensionless	
RARD *	0.3513	dimensionless	
Median	1.4560	phi	(0.3645 mm)

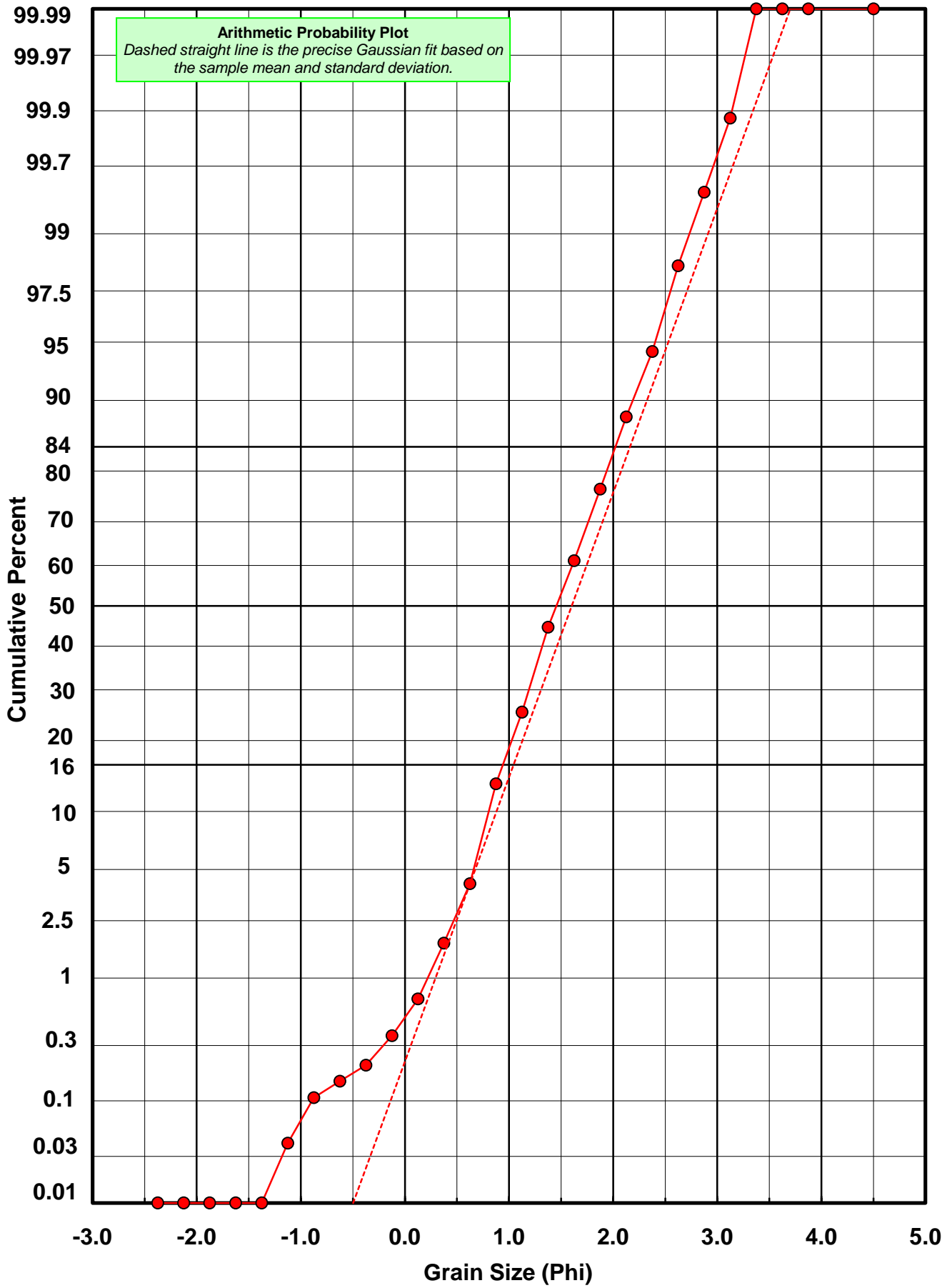
* RARD = reciprocal absolute relative dispersion (see below)

Statistical Explanation	
Calculations based on the Method of Moments	
Skewness: 3rd Stand. Moment; Exact Gaussian = 0.0	
Kurtosis: 4th Stand. Moment; Exact Gaussian = 3.0	
For Further Explanation, See Basille et al. 2002	
Millimeter data calculated by $mm = 2^{(-\phi)}$	

Reciprocal Absolute Relative Dispersion (RARD) Scale	
< 0.5	Excellent homogeneity (e.g., beaches)
0.5 to 1.0	Good homogeneity
1.0 to 1.33	Fair homogeneity
> 1.33	Poor homogeneity (e.g., glacial)



MT-13-BB



Post-Digestion Grain Size Distribution

Onshore Grab Sample

Sample: MT-13-BB

Total Digested Mass: 38.103 grams

% Silica: 63.8 %

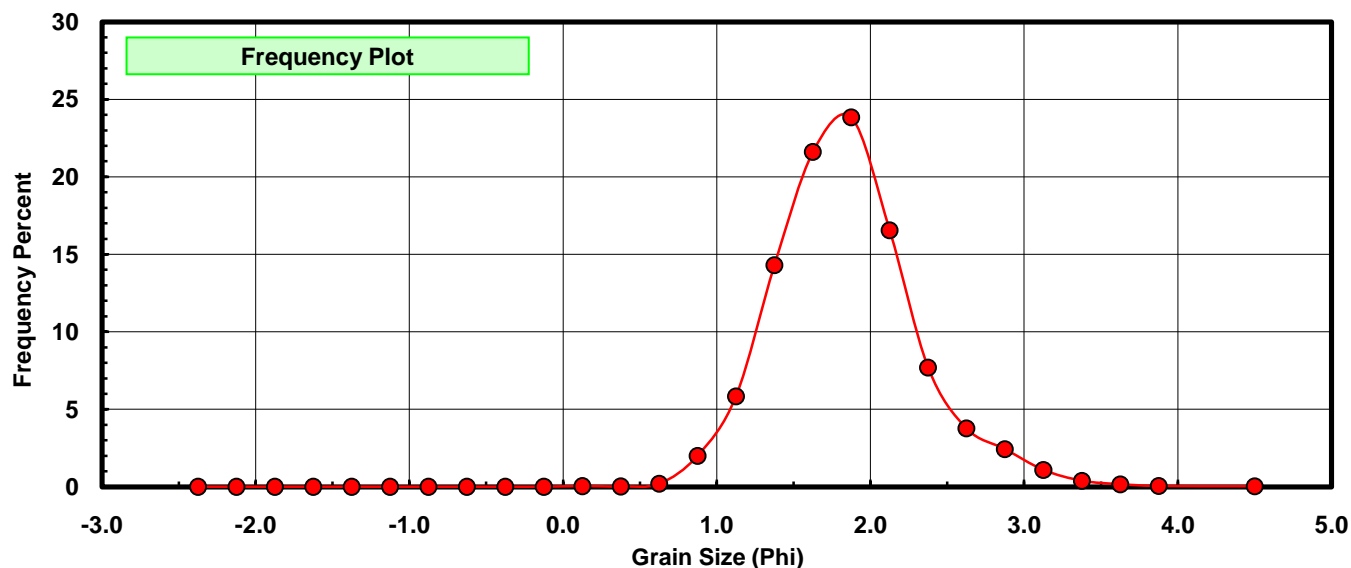
Sieve Size (phi)	Sieve Midpt (phi)	Weight (grams)	Freq Weight %	Cumulative Weight %
-2.25	-2.375	0.000	0.000	0.000
-2.00	-2.125	0.000	0.000	0.000
-1.75	-1.875	0.000	0.000	0.000
-1.50	-1.625	0.000	0.000	0.000
-1.25	-1.375	0.000	0.000	0.000
-1.00	-1.125	0.000	0.000	0.000
-0.75	-0.875	0.000	0.000	0.000
-0.50	-0.625	0.000	0.000	0.000
-0.25	-0.375	0.000	0.000	0.000
0.00	-0.125	0.000	0.000	0.000
0.25	0.125	0.016	0.042	0.042
0.50	0.375	0.008	0.021	0.063
0.75	0.625	0.072	0.189	0.252
1.00	0.875	0.763	2.002	2.254
1.25	1.125	2.226	5.842	8.096
1.50	1.375	5.446	14.293	22.389
1.75	1.625	8.230	21.599	43.989
2.00	1.875	9.085	23.843	67.832
2.25	2.125	6.308	16.555	84.387
2.50	2.375	2.933	7.698	92.085
2.75	2.625	1.434	3.763	95.848
3.00	2.875	0.927	2.433	98.281
3.25	3.125	0.415	1.089	99.370
3.50	3.375	0.148	0.388	99.759
3.75	3.625	0.061	0.160	99.919
4.00	3.875	0.019	0.050	99.969
5.00	4.500	0.012	0.031	100.000

Statistical Results			
Mean:	1.8388	phi	(0.2796 mm)
Standard Dev:	0.4704	phi-units	(0.7218 mm)
Skewness:	0.5522	dimensionless	
Kurtosis:	3.9907	dimensionless	
5th Moment:	7.1835	dimensionless	
6th Moment:	36.4801	dimensionless	
RARD *	0.2558	dimensionless	
Median	1.6880	phi	(0.3104 mm)

* RARD = reciprocal absolute relative dispersion (see below)

Statistical Explanation	
Calculations based on the Method of Moments	
Skewness: 3rd Stand. Moment; Exact Gaussian = 0.0	
Kurtosis: 4th Stand. Moment; Exact Gaussian = 3.0	
For Further Explanation, See Basille et al. 2002	
Millimeter data calculated by $mm = 2^{(-\phi)}$	

Reciprocal Absolute Relative Dispersion (RARD) Scale	
< 0.5	Excellent homogeneity (e.g., beaches)
0.5 to 1.0	Good homogeneity
1.0 to 1.33	Fair homogeneity
> 1.33	Poor homogeneity (e.g., glacial)



MT-13-BB

