

## **Onshore Grab Sample**

**Sample:** MT-08  
**Sample Taken By:** D. Phelps  
**Sample Collected On:** 12/17/08  
**Splits?** N/A

**County:** Martin  
**Latitude:** 27° 10' 51.4"  
**Longitude:** 80° 09' 31.8"  
**Datum:** WGS 84  
**Surf. Elev:** N/A  
**Datum:** N/A

### **Fine Data Summary**

Total Sample Weight	61.278 grams
Total Fines in Sample	0.337 grams
Total Percent Fines	0.55 %

### **Dry Sieving Summary**

Total Sample Weight	60.866 grams
Total Digested Weight	33.359 grams
Total Carbonate Weight	27.507 grams
Total Silica %	54.81 %
Total Carbonate %	45.19 %
Carbonate/Silica Ratio	0.825

### **General Comments:**

None

### **Description**

Worked By: M. Ladle

# Pre-Digestion Grain Size Distribution

Onshore Grab Sample

Sample: MT-08

Total Sample Mass: 60.866 grams

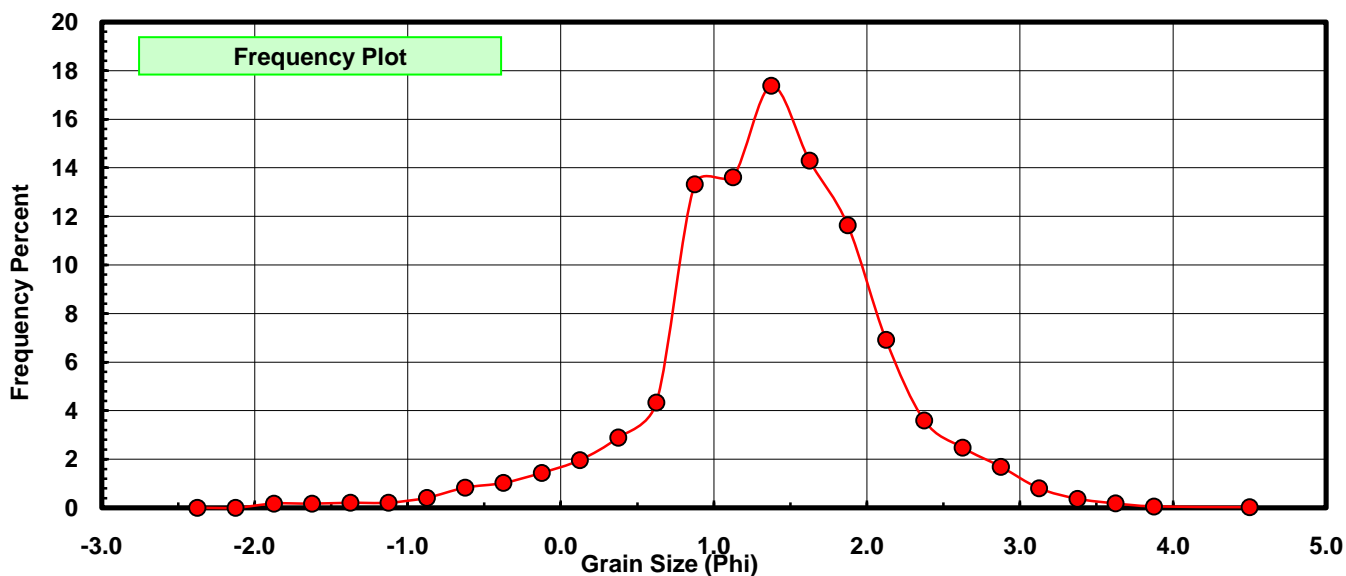
Sieve Size (phi)	Sieve Midpt (phi)	Weight (grams)	Freq Weight %	Cumulative Weight %
-2.25	-2.375	0.000	0.000	0.000
-2.00	-2.125	0.000	0.000	0.000
-1.75	-1.875	0.106	0.174	0.174
-1.50	-1.625	0.104	0.171	0.345
-1.25	-1.375	0.125	0.205	0.550
-1.00	-1.125	0.127	0.209	0.759
-0.75	-0.875	0.251	0.412	1.171
-0.50	-0.625	0.505	0.830	2.001
-0.25	-0.375	0.622	1.022	3.023
0.00	-0.125	0.876	1.439	4.462
0.25	0.125	1.196	1.965	6.427
0.50	0.375	1.760	2.892	9.319
0.75	0.625	2.638	4.334	13.653
1.00	0.875	8.108	13.321	26.974
1.25	1.125	8.285	13.612	40.586
1.50	1.375	10.574	17.373	57.958
1.75	1.625	8.701	14.295	72.254
2.00	1.875	7.082	11.635	83.889
2.25	2.125	4.207	6.912	90.801
2.50	2.375	2.188	3.595	94.396
2.75	2.625	1.508	2.478	96.873
3.00	2.875	1.028	1.689	98.562
3.25	3.125	0.489	0.803	99.366
3.50	3.375	0.227	0.373	99.739
3.75	3.625	0.109	0.179	99.918
4.00	3.875	0.035	0.058	99.975
5.00	4.50	0.015	0.025	100.000

Statistical Results			
Mean:	1.3671	phi	(0.3877 mm)
Standard Dev:	0.7478	phi-units	(0.5955 mm)
Skewness:	-0.4674	dimensionless	
Kurtosis:	4.7817	dimensionless	
5th Moment:	-7.1978	dimensionless	
6th Moment:	44.5554	dimensionless	
RARD *	0.5470	dimensionless	
Median	1.2605	phi	(0.4174 mm)

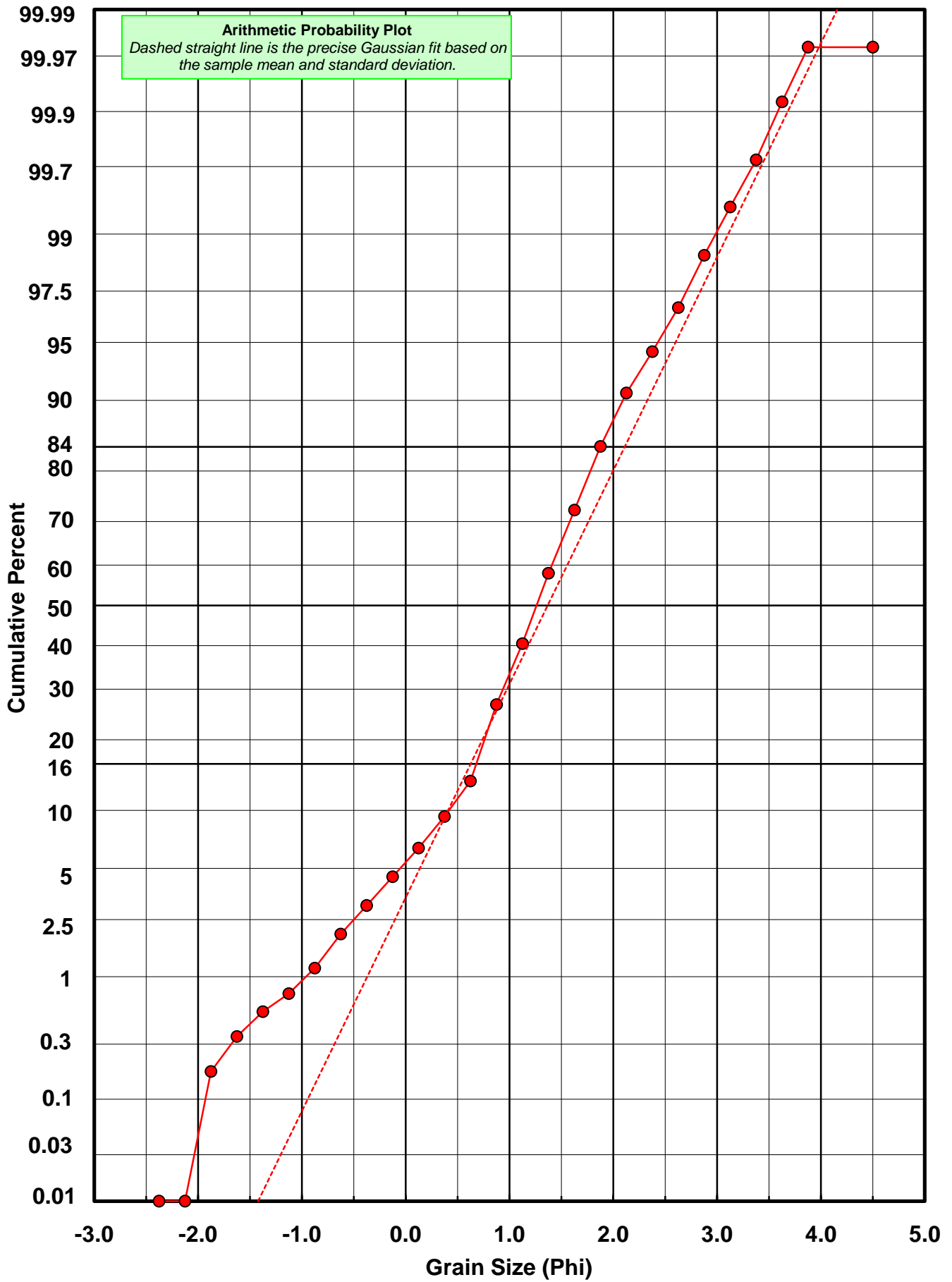
\* RARD = reciprocal absolute relative dispersion (see below)

Statistical Explanation
Calculations based on the Method of Moments
Skewness: 3rd Stand. Moment; Exact Gaussian = 0.0
Kurtosis: 4th Stand. Moment; Exact Gaussian = 3.0
For Further Explanation, See Basille et al. 2002
Millimeter data calculated by $mm = 2^{(-phi)}$

Reciprocal Absolute Relative Dispersion (RARD) Scale	
< 0.5	Excellent homogeneity (e.g., beaches)
0.5 to 1.0	Good homogeneity
1.0 to 1.33	Fair homogeneity
> 1.33	Poor homogeneity (e.g., glacial)



# MT-08



# Carbonate Grain Size Distribution

Onshore Grab Sample

Sample: MT-08

Total Carbonate Mass: 27.507 grams

% Carbonate: 45.2 %

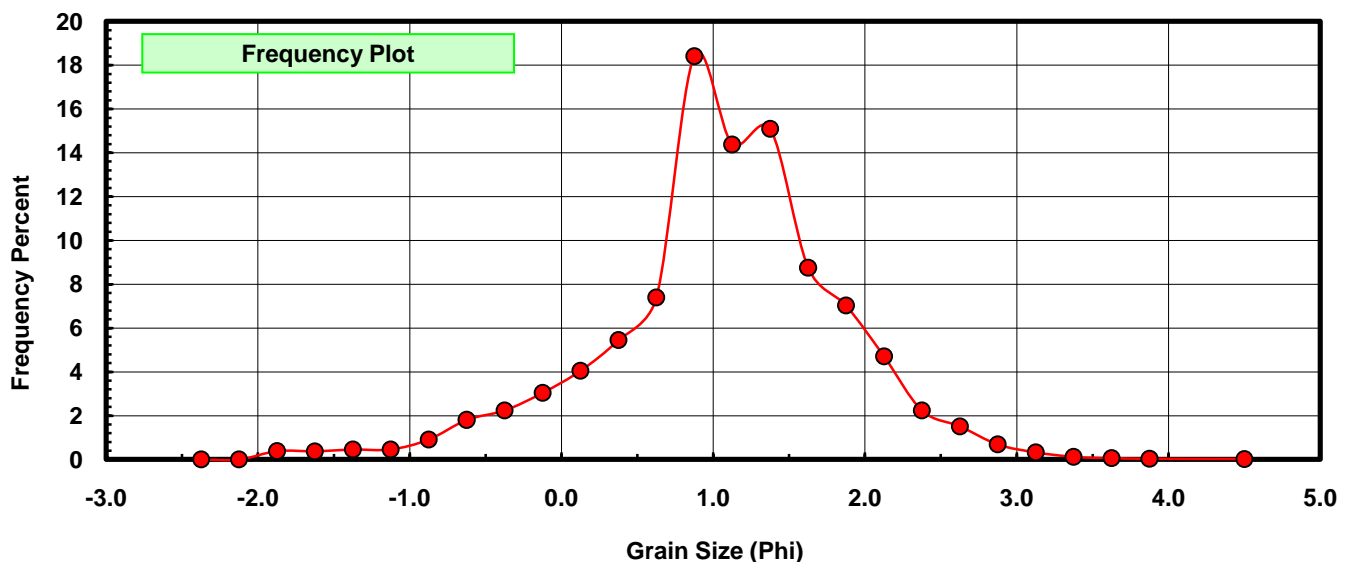
Sieve Size (phi)	Sieve Midpt (phi)	Weight (grams)	Freq Weight %	Cumulative Weight %
-2.25	-2.375	0.000	0.000	0.000
-2.00	-2.125	0.000	0.000	0.000
-1.75	-1.875	0.106	0.385	0.385
-1.50	-1.625	0.104	0.378	0.763
-1.25	-1.375	0.125	0.454	1.218
-1.00	-1.125	0.127	0.462	1.680
-0.75	-0.875	0.251	0.912	2.592
-0.50	-0.625	0.498	1.810	4.403
-0.25	-0.375	0.616	2.239	6.642
0.00	-0.125	0.837	3.043	9.685
0.25	0.125	1.114	4.050	13.735
0.50	0.375	1.500	5.453	19.188
0.75	0.625	2.034	7.394	26.582
1.00	0.875	5.066	18.417	44.999
1.25	1.125	3.956	14.382	59.381
1.50	1.375	4.153	15.098	74.479
1.75	1.625	2.410	8.761	83.241
2.00	1.875	1.934	7.031	90.272
2.25	2.125	1.296	4.712	94.983
2.50	2.375	0.616	2.239	97.223
2.75	2.625	0.417	1.516	98.739
3.00	2.875	0.189	0.687	99.426
3.25	3.125	0.090	0.327	99.753
3.50	3.375	0.034	0.124	99.876
3.75	3.625	0.017	0.062	99.938
4.00	3.875	0.010	0.036	99.975
5.00	4.500	0.007	0.025	100.000

Statistical Results			
Mean:	1.0522	phi	(0.4822 mm)
Standard Dev:	0.8135	phi-units	(0.569 mm)
Skewness:	-0.4976	dimensionless	
Kurtosis:	4.0948	dimensionless	
5th Moment:	-5.0547	dimensionless	
6th Moment:	29.8938	dimensionless	
RARD *	0.7732	dimensionless	
Median	0.9619	phi	(0.5134 mm)

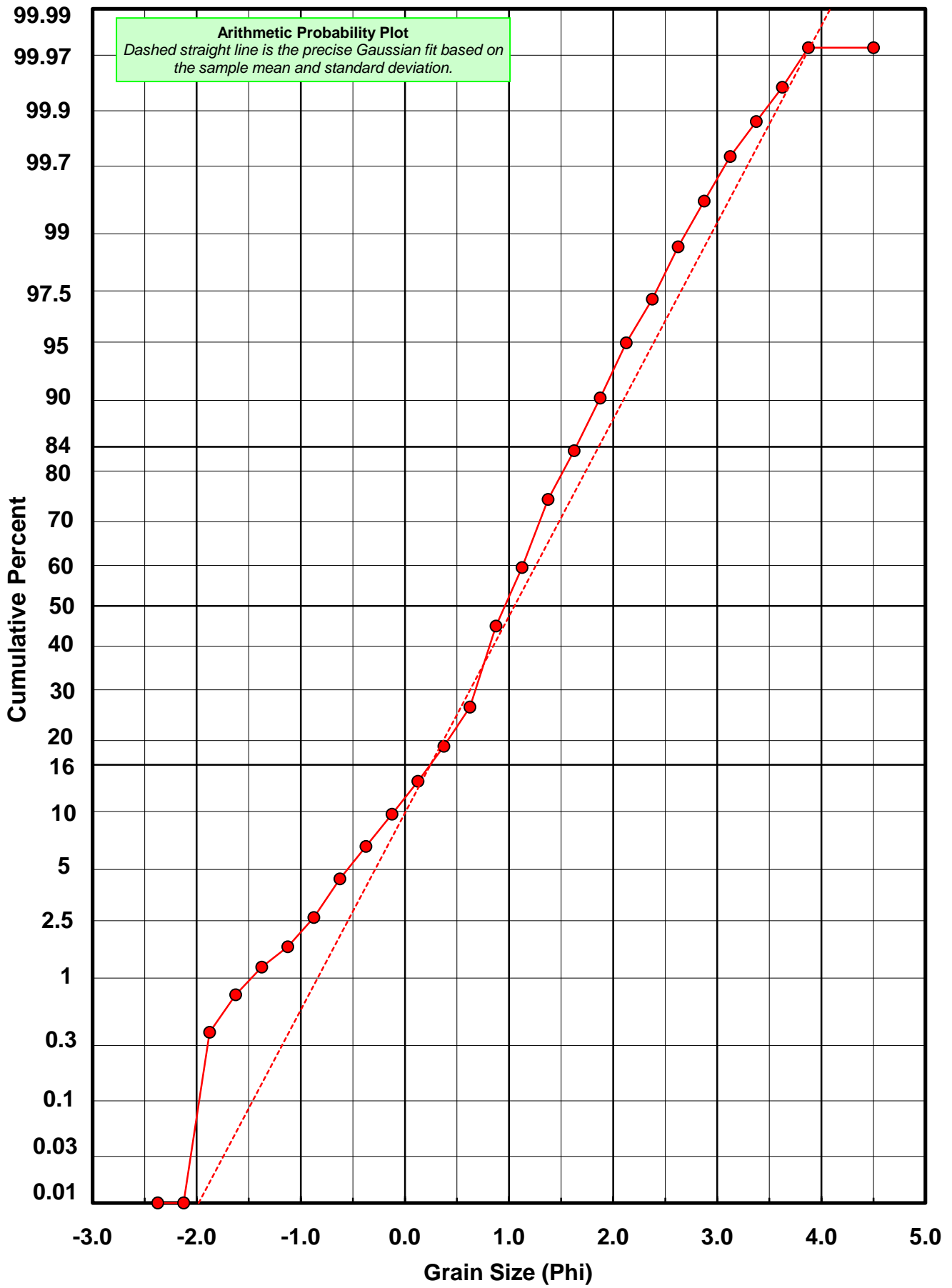
\* RARD = reciprocal absolute relative dispersion (see below)

Statistical Explanation	
Calculations based on the Method of Moments	
Skewness: 3rd Stand. Moment; Exact Gaussian = 0.0	
Kurtosis: 4th Stand. Moment; Exact Gaussian = 3.0	
For Further Explanation, See Basille et al. 2002	
Millimeter data calculated by $mm = 2^{(-\phi)}$	

Reciprocal Absolute Relative Dispersion (RARD) Scale	
< 0.5	Excellent homogeneity (e.g., beaches)
0.5 to 1.0	Good homogeneity
1.0 to 1.33	Fair homogeneity
> 1.33	Poor homogeneity (e.g., glacial)



# MT-08



# Post-Digestion Grain Size Distribution

Onshore Grab Sample

Sample: MT-08

Total Digested Mass: 33.359 grams

% Silica: 54.8 %

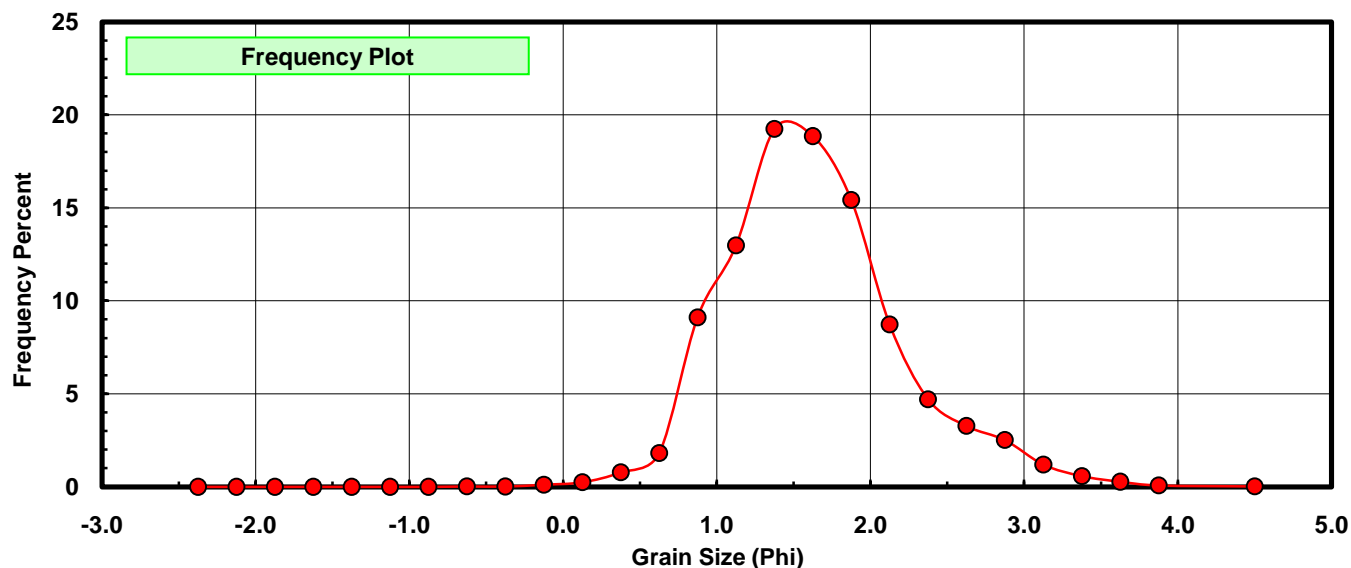
Sieve Size (phi)	Sieve Midpt (phi)	Weight (grams)	Freq Weight %	Cumulative Weight %
-2.25	-2.375	0.000	0.000	0.000
-2.00	-2.125	0.000	0.000	0.000
-1.75	-1.875	0.000	0.000	0.000
-1.50	-1.625	0.000	0.000	0.000
-1.25	-1.375	0.000	0.000	0.000
-1.00	-1.125	0.000	0.000	0.000
-0.75	-0.875	0.000	0.000	0.000
-0.50	-0.625	0.007	0.021	0.021
-0.25	-0.375	0.006	0.018	0.039
0.00	-0.125	0.039	0.117	0.156
0.25	0.125	0.082	0.246	0.402
0.50	0.375	0.260	0.779	1.181
0.75	0.625	0.604	1.811	2.992
1.00	0.875	3.042	9.119	12.111
1.25	1.125	4.329	12.977	25.088
1.50	1.375	6.421	19.248	44.336
1.75	1.625	6.291	18.858	63.194
2.00	1.875	5.148	15.432	78.626
2.25	2.125	2.911	8.726	87.353
2.50	2.375	1.572	4.712	92.065
2.75	2.625	1.091	3.270	95.336
3.00	2.875	0.839	2.515	97.851
3.25	3.125	0.399	1.196	99.047
3.50	3.375	0.193	0.579	99.625
3.75	3.625	0.092	0.276	99.901
4.00	3.875	0.025	0.075	99.976
5.00	4.500	0.008	0.024	100.000

Statistical Results			
Mean:	1.6268	phi	(0.3238 mm)
Standard Dev:	0.5818	phi-units	(0.6681 mm)
Skewness:	0.5835	dimensionless	
Kurtosis:	3.7365	dimensionless	
5th Moment:	5.5759	dimensionless	
6th Moment:	26.9116	dimensionless	
RARD *	0.3576	dimensionless	
Median	1.4501	phi	(0.366 mm)

\* RARD = reciprocal absolute relative dispersion (see below)

Statistical Explanation	
Calculations based on the Method of Moments	
Skewness: 3rd Stand. Moment; Exact Gaussian = 0.0	
Kurtosis: 4th Stand. Moment; Exact Gaussian = 3.0	
For Further Explanation, See Basille et al. 2002	
Millimeter data calculated by $mm = 2^{(-\phi)}$	

Reciprocal Absolute Relative Dispersion (RARD) Scale	
< 0.5	Excellent homogeneity (e.g., beaches)
0.5 to 1.0	Good homogeneity
1.0 to 1.33	Fair homogeneity
> 1.33	Poor homogeneity (e.g., glacial)



# MT-08

