

Onshore Grab Sample

Sample: MT-07
Sample Taken By: D. Phelps
Sample Collected On: 12/17/08
Splits? N/A

County: Martin
Latitude: 27° 11' 38.0"
Longitude: 80° 09' 45.3"
Datum: WGS 84
Surf. Elev: N/A
Datum: N/A

Fine Data Summary

Total Sample Weight	52.199 grams
Total Fines in Sample	0.218 grams
Total Percent Fines	0.42 %

Dry Sieving Summary

Total Sample Weight	51.921 grams
Total Digested Weight	13.298 grams
Total Carbonate Weight	38.623 grams
Total Silica %	25.61 %
Total Carbonate %	74.39 %
Carbonate/Silica Ratio	2.904

General Comments:

None

Description

Worked By: M. Ladle

Pre-Digestion Grain Size Distribution

Onshore Grab Sample

Sample: MT-07

Total Sample Mass: 51.921 grams

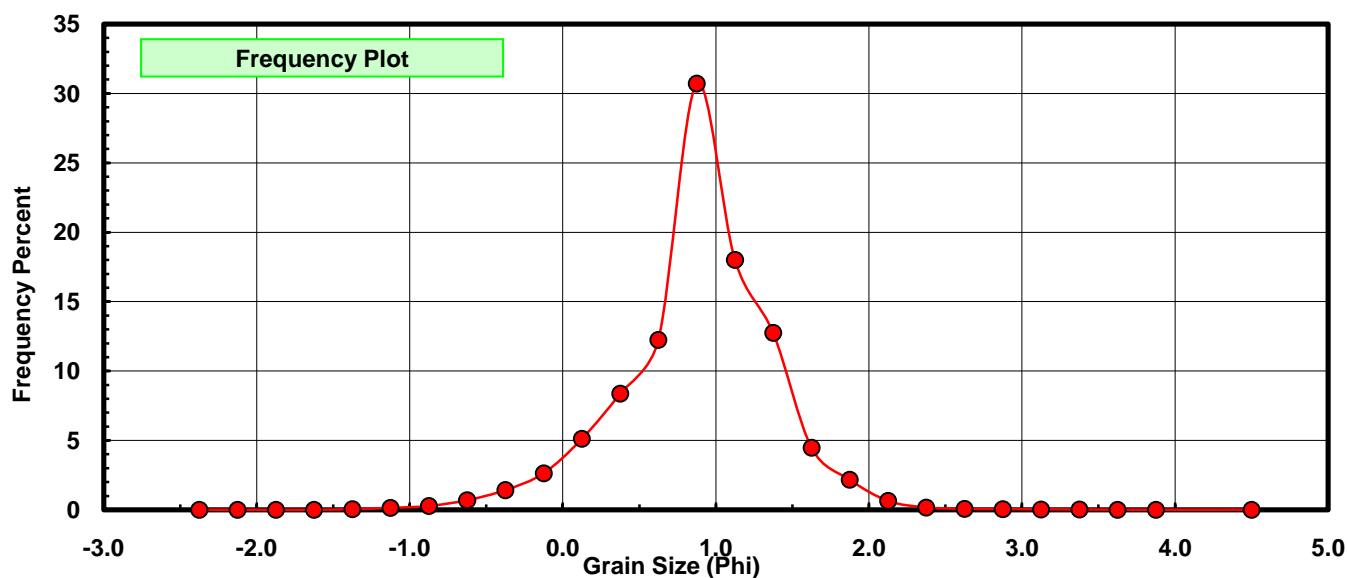
Sieve Size (phi)	Sieve Midpt (phi)	Weight (grams)	Freq Weight %	Cumulative Weight %
-2.25	-2.375	0.000	0.000	0.000
-2.00	-2.125	0.000	0.000	0.000
-1.75	-1.875	0.000	0.000	0.000
-1.50	-1.625	0.000	0.000	0.000
-1.25	-1.375	0.021	0.040	0.040
-1.00	-1.125	0.070	0.135	0.175
-0.75	-0.875	0.140	0.270	0.445
-0.50	-0.625	0.357	0.688	1.132
-0.25	-0.375	0.736	1.418	2.550
0.00	-0.125	1.364	2.627	5.177
0.25	0.125	2.655	5.114	10.291
0.50	0.375	4.349	8.376	18.667
0.75	0.625	6.361	12.251	30.918
1.00	0.875	15.943	30.706	61.624
1.25	1.125	9.348	18.004	79.629
1.50	1.375	6.617	12.744	92.373
1.75	1.625	2.321	4.470	96.843
2.00	1.875	1.124	2.165	99.008
2.25	2.125	0.331	0.638	99.646
2.50	2.375	0.086	0.166	99.811
2.75	2.625	0.036	0.069	99.881
3.00	2.875	0.023	0.044	99.925
3.25	3.125	0.017	0.033	99.958
3.50	3.375	0.011	0.021	99.979
3.75	3.625	0.005	0.010	99.988
4.00	3.875	0.001	0.002	99.990
5.00	4.50	0.005	0.010	100.000

Statistical Results			
Mean:	0.8799	phi	(0.5434 mm)
Standard Dev:	0.5044	phi-units	(0.7049 mm)
Skewness:	-0.3649	dimensionless	
Kurtosis:	4.6931	dimensionless	
5th Moment:	-1.2787	dimensionless	
6th Moment:	54.3265	dimensionless	
RARD *	0.5733	dimensionless	
Median	0.7804	phi	(0.5822 mm)

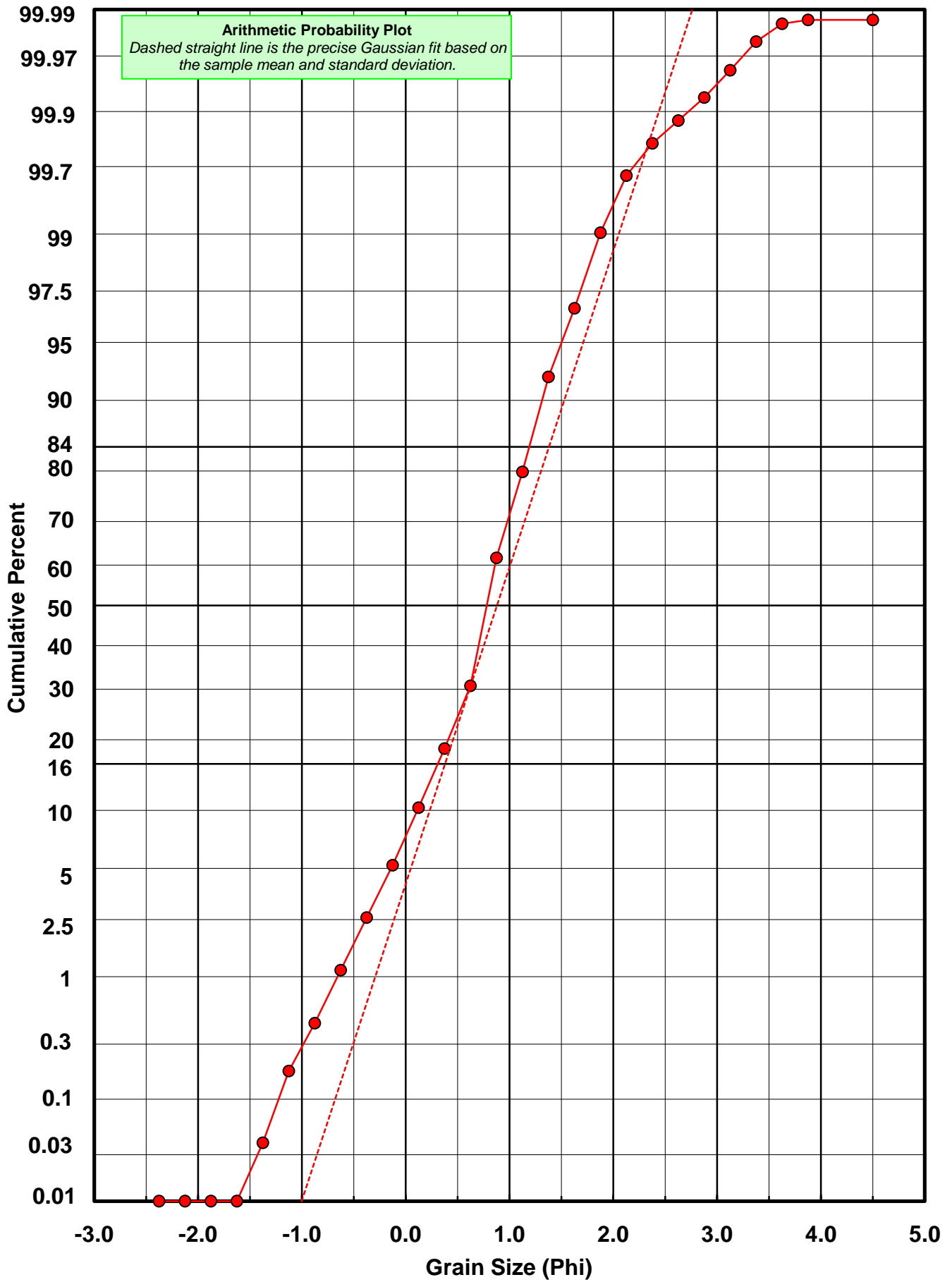
* RARD = reciprocal absolute relative dispersion (see below)

Statistical Explanation
Calculations based on the Method of Moments
Skewness: 3rd Stand. Moment; Exact Gaussian = 0.0
Kurtosis: 4th Stand. Moment; Exact Gaussian = 3.0
For Further Explanation, See Basille et al. 2002
Millimeter data calculated by $mm = 2^{(-\phi)}$

Reciprocal Absolute Relative Dispersion (RARD) Scale	
< 0.5	Excellent homogeneity (e.g., beaches)
0.5 to 1.0	Good homogeneity
1.0 to 1.33	Fair homogeneity
> 1.33	Poor homogeneity (e.g., glacial)



MT-07



Carbonate Grain Size Distribution

Onshore Grab Sample

Sample: MT-07

Total Carbonate Mass: 38.712 grams

% Carbonate: 74.4 %

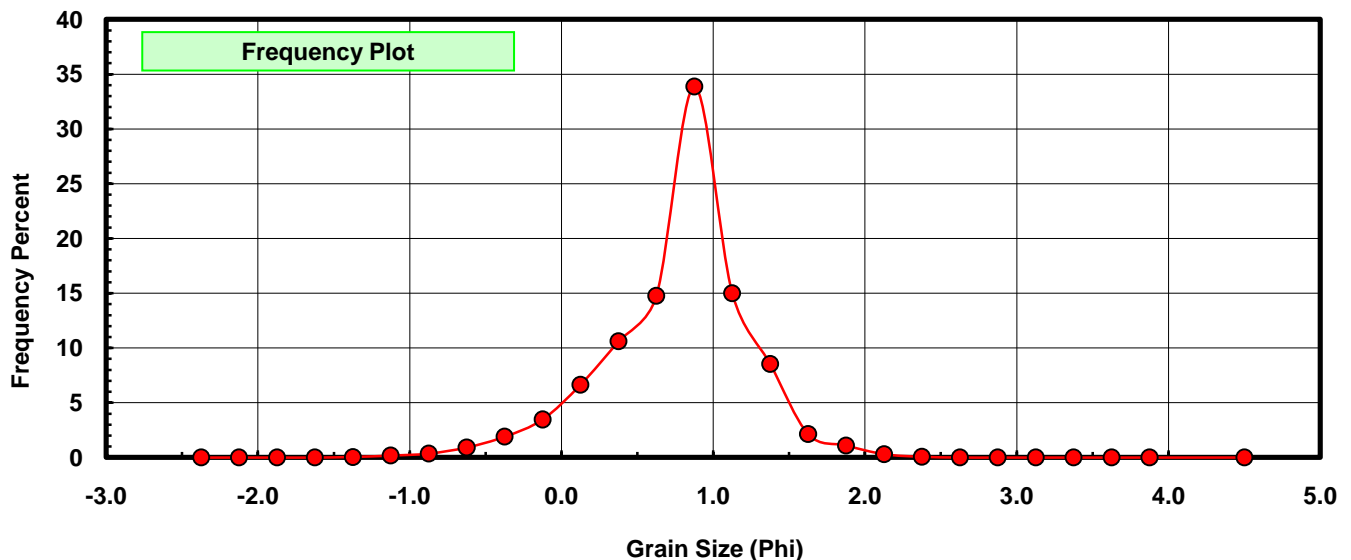
Sieve Size (phi)	Sieve Midpt (phi)	Weight (grams)	Freq Weight %	Cumulative Weight %
-2.25	-2.375	0.000	0.000	0.000
-2.00	-2.125	0.000	0.000	0.000
-1.75	-1.875	0.000	0.000	0.000
-1.50	-1.625	0.000	0.000	0.000
-1.25	-1.375	0.021	0.054	0.054
-1.00	-1.125	0.070	0.181	0.235
-0.75	-0.875	0.140	0.362	0.597
-0.50	-0.625	0.357	0.922	1.519
-0.25	-0.375	0.736	1.901	3.420
0.00	-0.125	1.345	3.474	6.895
0.25	0.125	2.574	6.649	13.544
0.50	0.375	4.107	10.609	24.153
0.75	0.625	5.719	14.773	38.926
1.00	0.875	13.116	33.881	72.807
1.25	1.125	5.806	14.998	87.805
1.50	1.375	3.310	8.550	96.355
1.75	1.625	0.833	2.152	98.507
2.00	1.875	0.428	1.106	99.613
2.25	2.125	0.120	0.310	99.923
2.50	2.375	0.028	0.072	99.995
2.75	2.625	0.001	0.003	99.997
3.00	2.875	0.000	0.000	99.997
3.25	3.125	0.000	0.000	99.997
3.50	3.375	0.000	0.000	99.997
3.75	3.625	0.000	0.000	99.997
4.00	3.875	0.000	0.000	99.997
5.00	4.500	0.001	0.003	100.000

Statistical Results			
Mean:	0.7642	phi	(0.5888 mm)
Standard Dev:	0.4837	phi-units	(0.7151 mm)
Skewness:	-0.6030	dimensionless	
Kurtosis:	4.2407	dimensionless	
5th Moment:	-5.5596	dimensionless	
6th Moment:	37.8402	dimensionless	
RARD *	0.6330	dimensionless	
Median	0.7067	phi	(0.6127 mm)

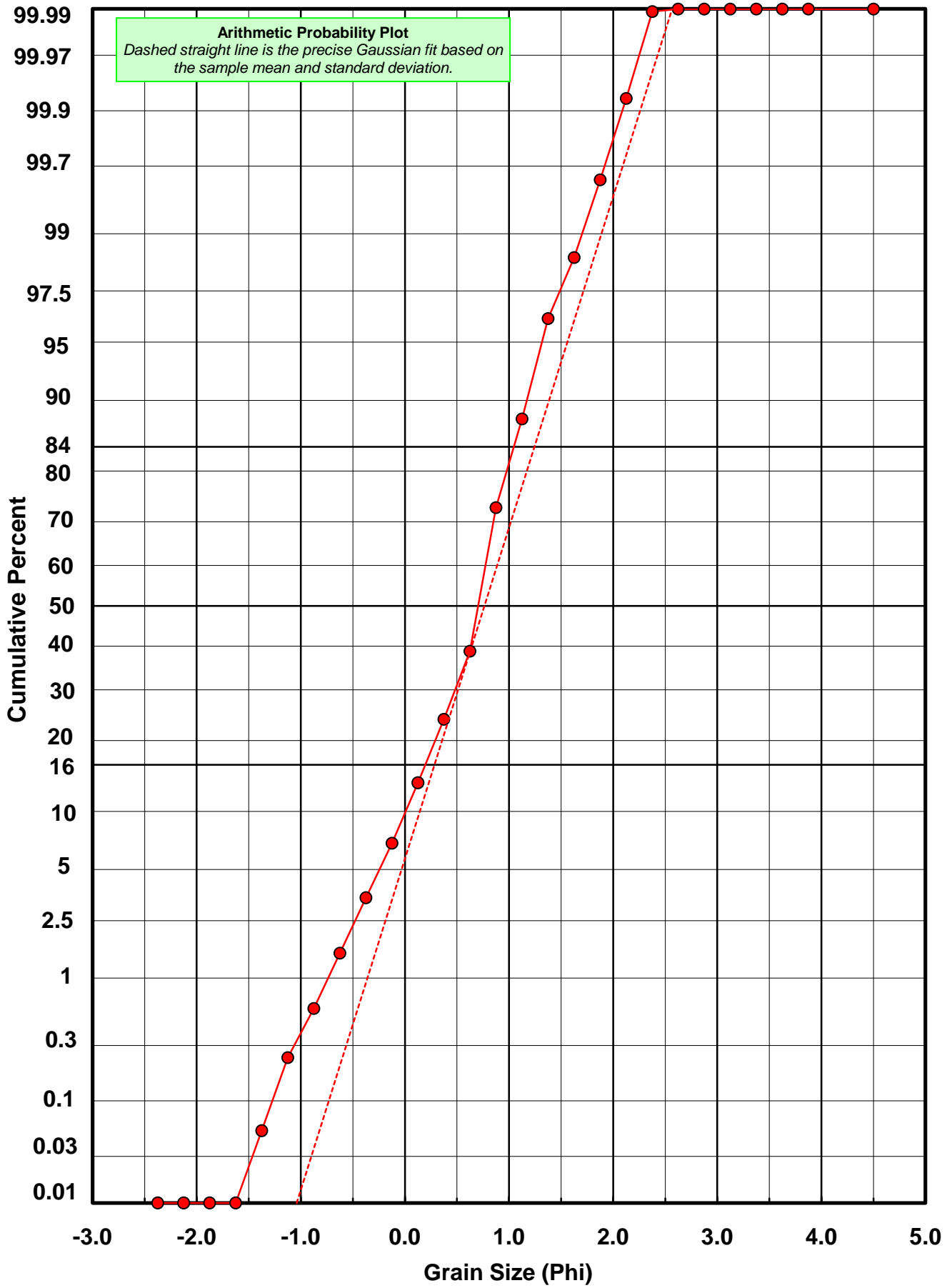
* RARD = reciprocal absolute relative dispersion (see below)

Statistical Explanation	
Calculations based on the Method of Moments	
Skewness: 3rd Stand. Moment; Exact Gaussian = 0.0	
Kurtosis: 4th Stand. Moment; Exact Gaussian = 3.0	
For Further Explanation, See Basille et al. 2002	
Millimeter data calculated by $mm = 2^{(-\phi)}$	

Reciprocal Absolute Relative Dispersion (RARD) Scale	
< 0.5	Excellent homogeneity (e.g., beaches)
0.5 to 1.0	Good homogeneity
1.0 to 1.33	Fair homogeneity
> 1.33	Poor homogeneity (e.g., glacial)



MT-07



Post-Digestion Grain Size Distribution

Onshore Grab Sample

Sample: MT-07

Total Digested Mass: 13.298 grams

% Silica: 25.6 %

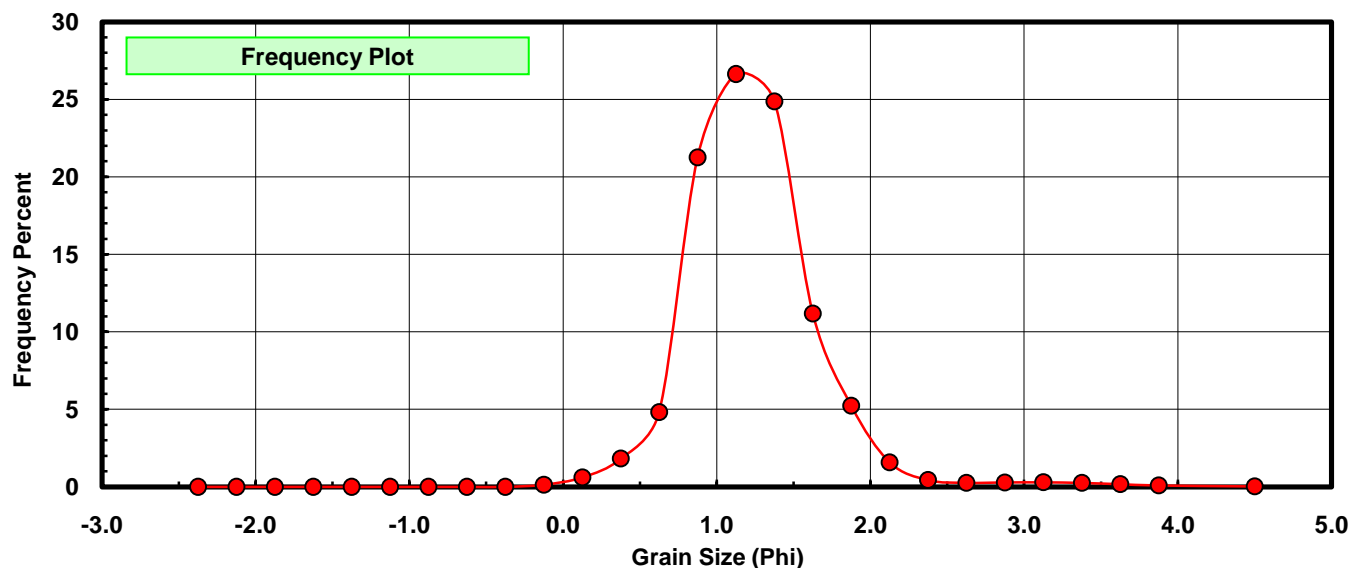
Sieve Size (phi)	Sieve Midpt (phi)	Weight (grams)	Freq Weight %	Cumulative Weight %
-2.25	-2.375	0.000	0.000	0.000
-2.00	-2.125	0.000	0.000	0.000
-1.75	-1.875	0.000	0.000	0.000
-1.50	-1.625	0.000	0.000	0.000
-1.25	-1.375	0.000	0.000	0.000
-1.00	-1.125	0.000	0.000	0.000
-0.75	-0.875	0.000	0.000	0.000
-0.50	-0.625	0.000	0.000	0.000
-0.25	-0.375	0.000	0.000	0.000
0.00	-0.125	0.019	0.143	0.143
0.25	0.125	0.081	0.609	0.752
0.50	0.375	0.242	1.820	2.572
0.75	0.625	0.642	4.828	7.400
1.00	0.875	2.827	21.259	28.658
1.25	1.125	3.542	26.636	55.294
1.50	1.375	3.307	24.868	80.162
1.75	1.625	1.488	11.190	91.352
2.00	1.875	0.696	5.234	96.586
2.25	2.125	0.211	1.587	98.173
2.50	2.375	0.058	0.436	98.609
2.75	2.625	0.035	0.263	98.872
3.00	2.875	0.038	0.286	99.158
3.25	3.125	0.039	0.293	99.451
3.50	3.375	0.034	0.256	99.707
3.75	3.625	0.023	0.173	99.880
4.00	3.875	0.012	0.090	99.970
5.00	4.500	0.004	0.030	100.000

Statistical Results			
Mean:	1.2333	phi	(0.4254 mm)
Standard Dev:	0.4512	phi-units	(0.7315 mm)
Skewness:	1.2970	dimensionless	
Kurtosis:	8.3494	dimensionless	
5th Moment:	34.1915	dimensionless	
6th Moment:	192.8896	dimensionless	
RARD *	0.3658	dimensionless	
Median	1.0753	phi	(0.4746 mm)

* RARD = reciprocal absolute relative dispersion (see below)

Statistical Explanation	
Calculations based on the Method of Moments	
Skewness: 3rd Stand. Moment; Exact Gaussian = 0.0	
Kurtosis: 4th Stand. Moment; Exact Gaussian = 3.0	
For Further Explanation, See Basille et al. 2002	
Millimeter data calculated by $mm = 2^{(-\phi)}$	

Reciprocal Absolute Relative Dispersion (RARD) Scale	
< 0.5	Excellent homogeneity (e.g., beaches)
0.5 to 1.0	Good homogeneity
1.0 to 1.33	Fair homogeneity
> 1.33	Poor homogeneity (e.g., glacial)



MT-07

