

## Onshore Grab Sample

**Sample:** MT-05-BB  
**Sample Taken By:** D. Phelps  
**Sample Collected On:** 12/17/08  
**Splits?** N/A

**County:** Martin  
**Latitude:** 27° 12' 57.7"  
**Longitude:** 80° 10' 30.6"  
**Datum:** WGS 84  
**Surf. Elev:** N/A  
**Datum:** N/A

### Fine Data Summary

Total Sample Weight	54.461 grams
Total Fines in Sample	0.285 grams
Total Percent Fines	0.52 %

### Dry Sieving Summary

Total Sample Weight	54.138 grams
Total Digested Weight	10.877 grams
Total Carbonate Weight	43.261 grams
Total Silica %	20.09 %
Total Carbonate %	79.91 %
Carbonate/Silica Ratio	3.977

### General Comments:

None

### Description

Worked By: M. Ladle

# Pre-Digestion Grain Size Distribution

Onshore Grab Sample

Sample: MT-05-BB

Total Sample Mass: 54.138 grams

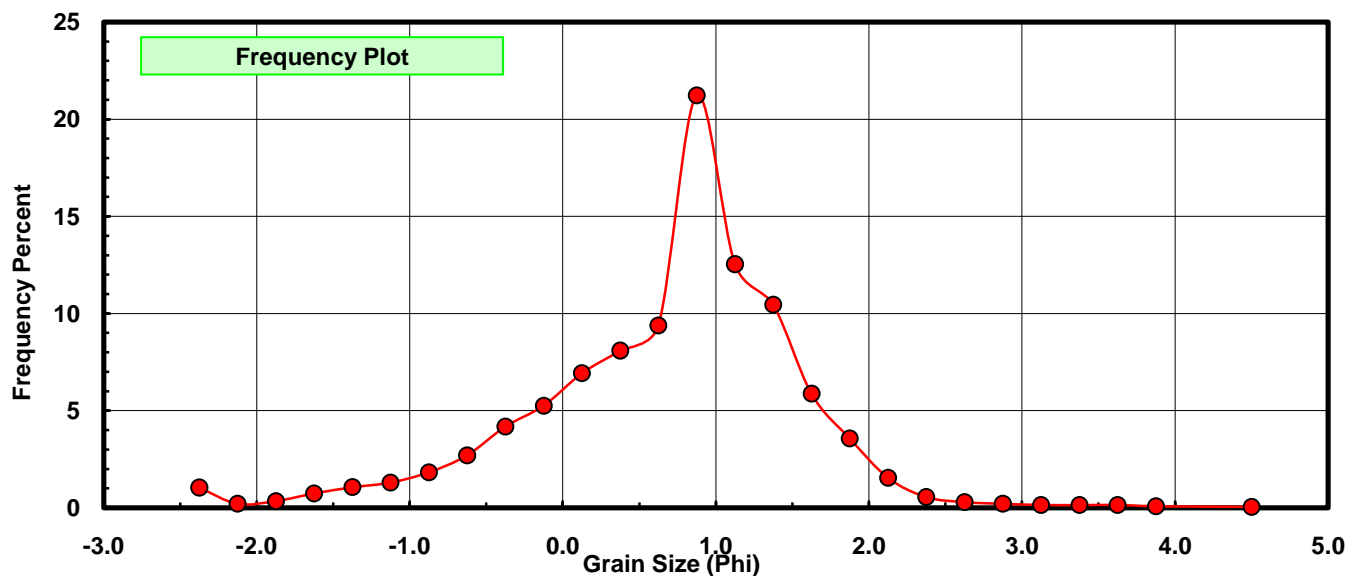
Sieve Size (phi)	Sieve Midpt (phi)	Weight (grams)	Freq Weight %	Cumulative Weight %
-2.25	-2.375	0.566	1.045	1.045
-2.00	-2.125	0.115	0.212	1.258
-1.75	-1.875	0.190	0.351	1.609
-1.50	-1.625	0.402	0.743	2.351
-1.25	-1.375	0.575	1.062	3.413
-1.00	-1.125	0.706	1.304	4.718
-0.75	-0.875	0.992	1.832	6.550
-0.50	-0.625	1.464	2.704	9.254
-0.25	-0.375	2.267	4.187	13.442
0.00	-0.125	2.846	5.257	18.699
0.25	0.125	3.750	6.927	25.625
0.50	0.375	4.382	8.094	33.719
0.75	0.625	5.084	9.391	43.110
1.00	0.875	11.493	21.229	64.339
1.25	1.125	6.789	12.540	76.879
1.50	1.375	5.660	10.455	87.334
1.75	1.625	3.181	5.876	93.210
2.00	1.875	1.936	3.576	96.786
2.25	2.125	0.838	1.548	98.334
2.50	2.375	0.303	0.560	98.894
2.75	2.625	0.161	0.297	99.191
3.00	2.875	0.115	0.212	99.403
3.25	3.125	0.084	0.155	99.559
3.50	3.375	0.078	0.144	99.703
3.75	3.625	0.084	0.155	99.858
4.00	3.875	0.047	0.087	99.945
5.00	4.50	0.030	0.055	100.000

Statistical Results			
Mean:	0.6796	phi	(0.6243 mm)
Standard Dev:	0.8864	phi-units	(0.541 mm)
Skewness:	-0.6669	dimensionless	
Kurtosis:	4.6329	dimensionless	
5th Moment:	-5.6873	dimensionless	
6th Moment:	39.3006	dimensionless	
RARD *	1.3042	dimensionless	
Median	0.7061	phi	(0.613 mm)

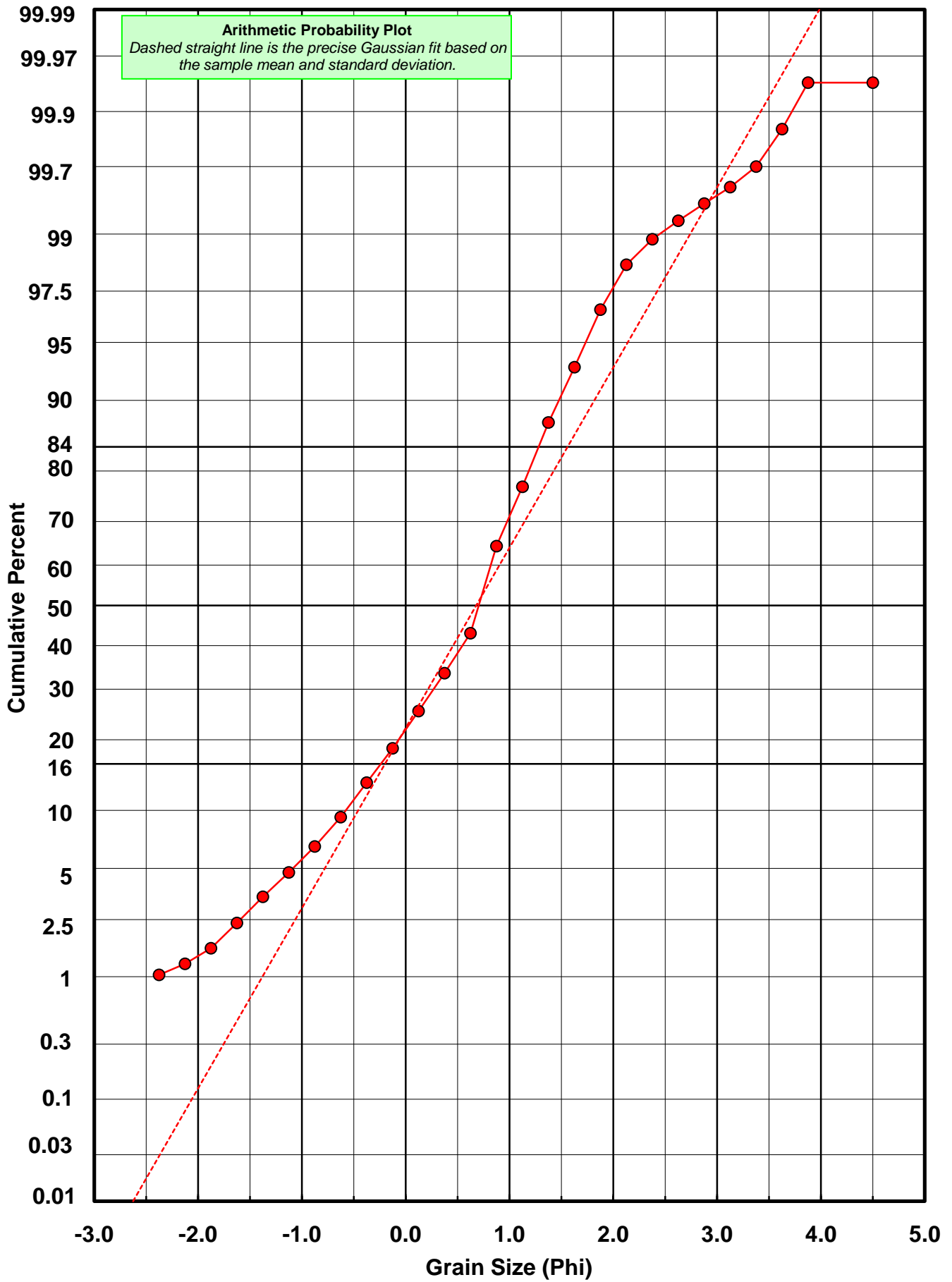
\* RARD = reciprocal absolute relative dispersion (see below)

Statistical Explanation
Calculations based on the Method of Moments
Skewness: 3rd Stand. Moment; Exact Gaussian = 0.0
Kurtosis: 4th Stand. Moment; Exact Gaussian = 3.0
For Further Explanation, See Basille et al. 2002
Millimeter data calculated by $mm = 2^{(-\phi)}$

Reciprocal Absolute Relative Dispersion (RARD) Scale	
< 0.5	Excellent homogeneity (e.g., beaches)
0.5 to 1.0	Good homogeneity
1.0 to 1.33	Fair homogeneity
> 1.33	Poor homogeneity (e.g., glacial)



# MT-05-BB



# Carbonate Grain Size Distribution

Onshore Grab Sample

Sample: MT-05-BB

Total Carbonate Mass: 43.261 grams

% Carbonate: 79.9 %

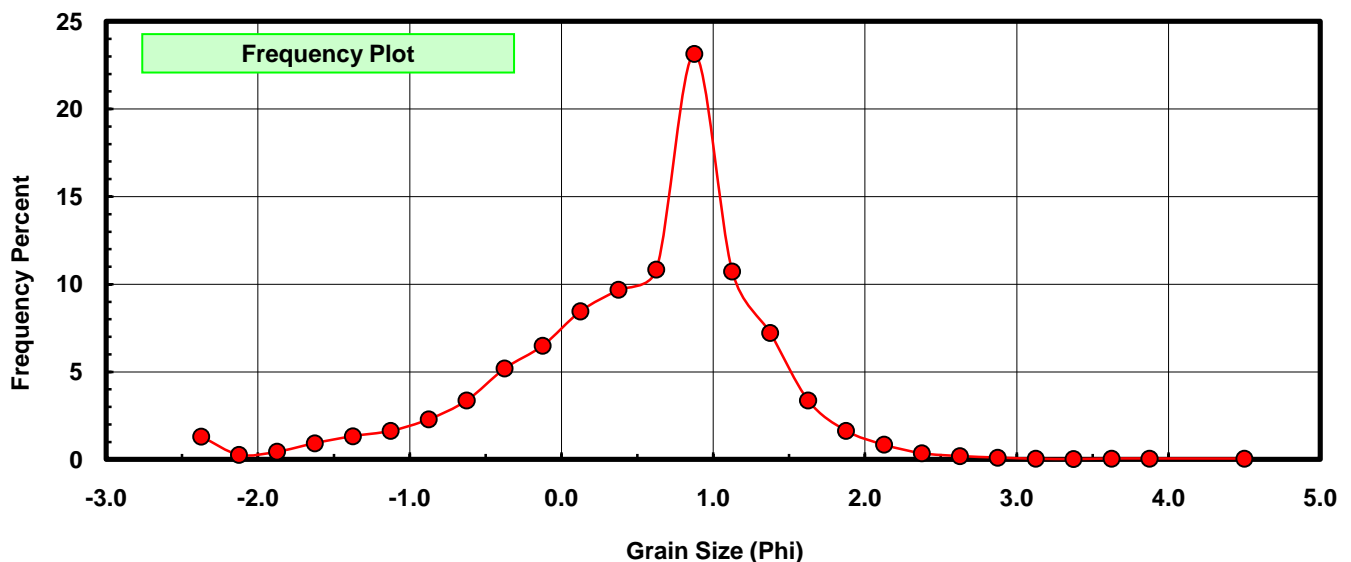
Sieve Size (phi)	Sieve Midpt (phi)	Weight (grams)	Freq Weight %	Cumulative Weight %
-2.25	-2.375	0.566	1.308	1.308
-2.00	-2.125	0.115	0.266	1.574
-1.75	-1.875	0.190	0.439	2.013
-1.50	-1.625	0.402	0.929	2.943
-1.25	-1.375	0.575	1.329	4.272
-1.00	-1.125	0.706	1.632	5.904
-0.75	-0.875	0.992	2.293	8.197
-0.50	-0.625	1.455	3.363	11.560
-0.25	-0.375	2.244	5.187	16.747
0.00	-0.125	2.806	6.486	23.233
0.25	0.125	3.657	8.453	31.687
0.50	0.375	4.189	9.683	41.370
0.75	0.625	4.685	10.830	52.199
1.00	0.875	10.009	23.136	75.336
1.25	1.125	4.638	10.721	86.057
1.50	1.375	3.124	7.221	93.278
1.75	1.625	1.459	3.373	96.651
2.00	1.875	0.709	1.639	98.289
2.25	2.125	0.364	0.841	99.131
2.50	2.375	0.153	0.354	99.485
2.75	2.625	0.083	0.192	99.676
3.00	2.875	0.046	0.106	99.783
3.25	3.125	0.017	0.039	99.822
3.50	3.375	0.010	0.023	99.845
3.75	3.625	0.023	0.053	99.898
4.00	3.875	0.023	0.053	99.951
5.00	4.500	0.021	0.049	100.000

Statistical Results			
Mean:	0.4997	phi	(0.7073 mm)
Standard Dev:	0.8617	phi-units	(0.5503 mm)
Skewness:	-0.7625	dimensionless	
Kurtosis:	4.5190	dimensionless	
5th Moment:	-6.0698	dimensionless	
6th Moment:	38.6208	dimensionless	
RARD *	1.7246	dimensionless	
Median	0.5742	phi	(0.6716 mm)

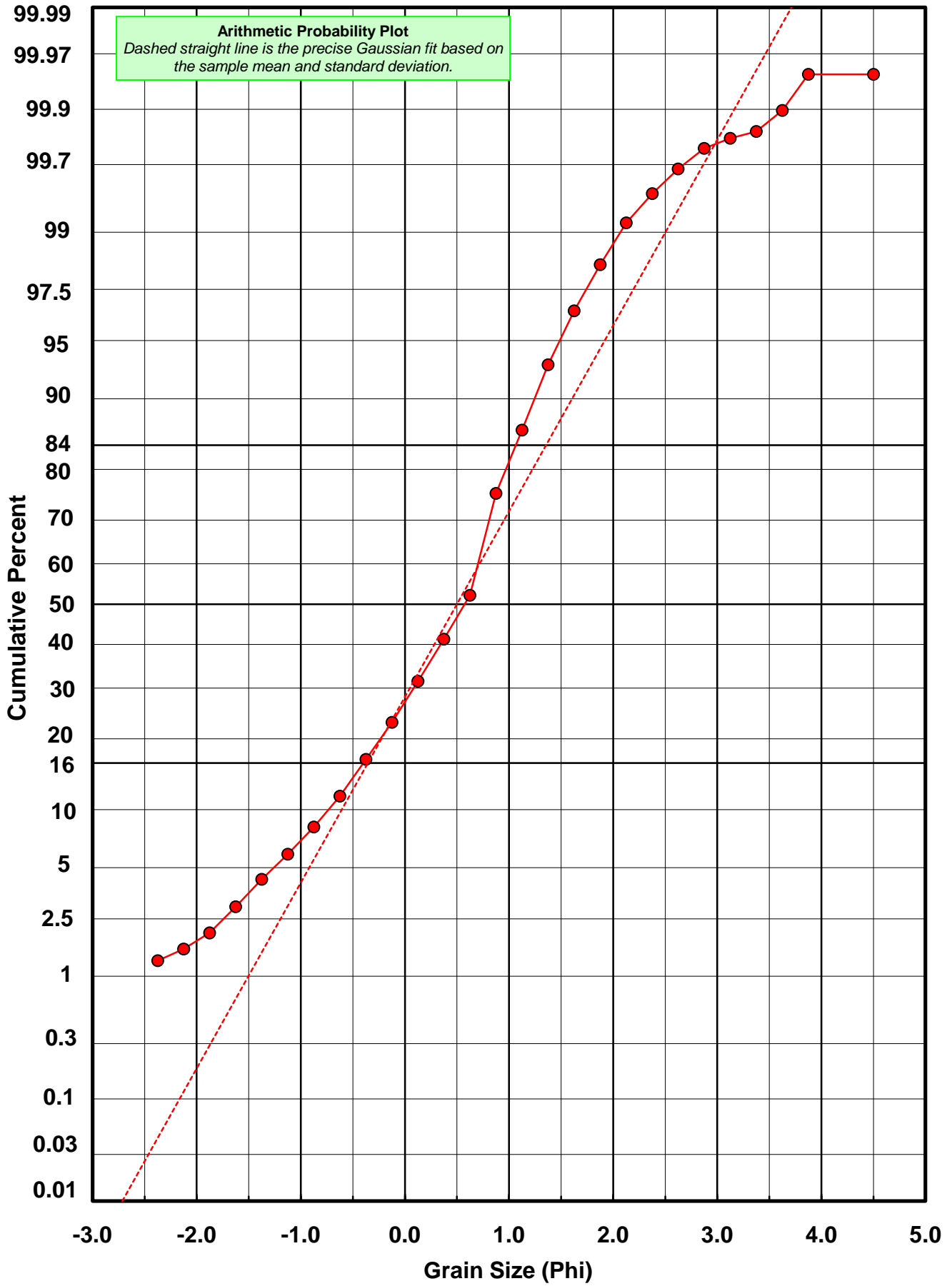
\* RARD = reciprocal absolute relative dispersion (see below)

Statistical Explanation	
Calculations based on the Method of Moments	
Skewness: 3rd Stand. Moment; Exact Gaussian = 0.0	
Kurtosis: 4th Stand. Moment; Exact Gaussian = 3.0	
For Further Explanation, See Basille et al. 2002	
Millimeter data calculated by $mm = 2^{(-\phi)}$	

Reciprocal Absolute Relative Dispersion (RARD) Scale	
< 0.5	Excellent homogeneity (e.g., beaches)
0.5 to 1.0	Good homogeneity
1.0 to 1.33	Fair homogeneity
> 1.33	Poor homogeneity (e.g., glacial)



# MT-05-BB



# Post-Digestion Grain Size Distribution

Onshore Grab Sample

Sample: MT-05-BB

Total Digested Mass: 10.877 grams

% Silica: 20.1 %

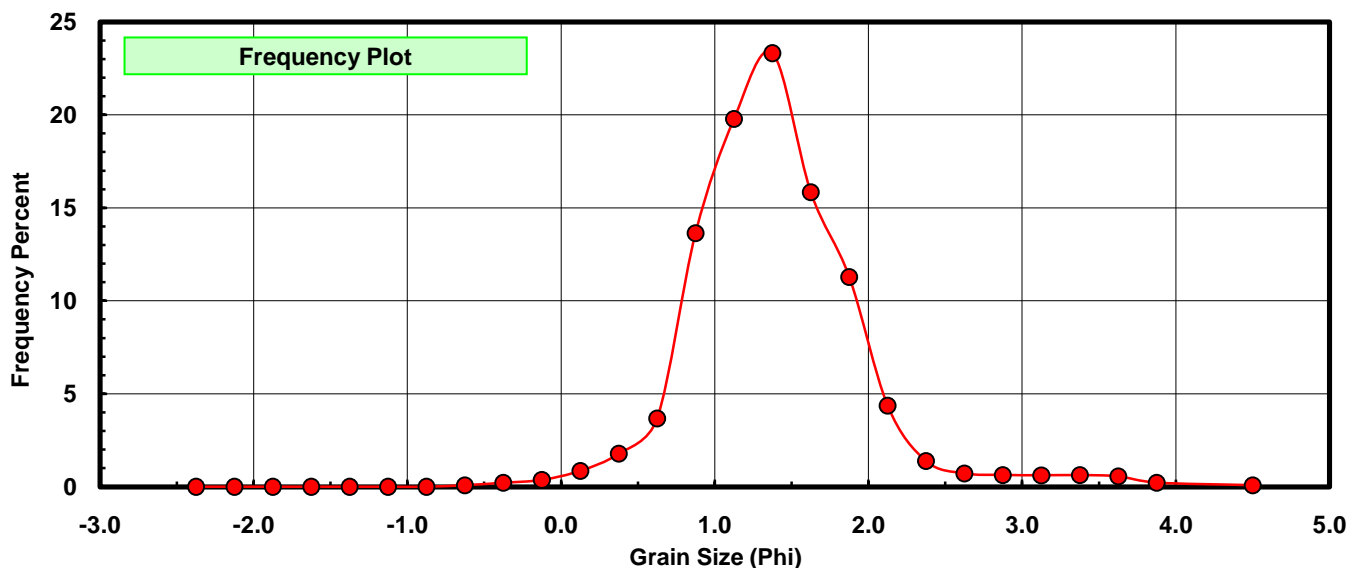
Sieve Size (phi)	Sieve Midpt (phi)	Weight (grams)	Freq Weight %	Cumulative Weight %
-2.25	-2.375	0.000	0.000	0.000
-2.00	-2.125	0.000	0.000	0.000
-1.75	-1.875	0.000	0.000	0.000
-1.50	-1.625	0.000	0.000	0.000
-1.25	-1.375	0.000	0.000	0.000
-1.00	-1.125	0.000	0.000	0.000
-0.75	-0.875	0.000	0.000	0.000
-0.50	-0.625	0.009	0.083	0.083
-0.25	-0.375	0.023	0.211	0.294
0.00	-0.125	0.040	0.368	0.662
0.25	0.125	0.093	0.855	1.517
0.50	0.375	0.193	1.774	3.291
0.75	0.625	0.399	3.668	6.960
1.00	0.875	1.484	13.643	20.603
1.25	1.125	2.151	19.776	40.379
1.50	1.375	2.536	23.315	63.694
1.75	1.625	1.722	15.832	79.526
2.00	1.875	1.227	11.281	90.806
2.25	2.125	0.474	4.358	95.164
2.50	2.375	0.150	1.379	96.543
2.75	2.625	0.078	0.717	97.260
3.00	2.875	0.069	0.634	97.895
3.25	3.125	0.067	0.616	98.511
3.50	3.375	0.068	0.625	99.136
3.75	3.625	0.061	0.561	99.697
4.00	3.875	0.024	0.221	99.917
5.00	4.500	0.009	0.083	100.000

Statistical Results			
Mean:	1.3955	phi	(0.3801 mm)
Standard Dev:	0.5860	phi-units	(0.6662 mm)
Skewness:	0.9368	dimensionless	
Kurtosis:	6.0495	dimensionless	
5th Moment:	15.4756	dimensionless	
6th Moment:	76.8900	dimensionless	
RARD *	0.4200	dimensionless	
Median	1.2282	phi	(0.4269 mm)

\* RARD = reciprocal absolute relative dispersion (see below)

Statistical Explanation	
Calculations based on the Method of Moments	
Skewness: 3rd Stand. Moment; Exact Gaussian = 0.0	
Kurtosis: 4th Stand. Moment; Exact Gaussian = 3.0	
For Further Explanation, See Basille et al. 2002	
Millimeter data calculated by $mm = 2^{-(\phi)}$	

Reciprocal Absolute Relative Dispersion (RARD) Scale	
< 0.5	Excellent homogeneity (e.g., beaches)
0.5 to 1.0	Good homogeneity
1.0 to 1.33	Fair homogeneity
> 1.33	Poor homogeneity (e.g., glacial)



# MT-05-BB

