

Onshore Grab Sample

Sample: MT-01-BB
Sample Taken By: D. Phelps
Sample Collected On: 12/16/08
Splits? N/A

County: Martin
Latitude: 27° 15' 38.8"
Longitude: 80° 11' 56.0"
Datum: WGS 84
Surf. Elev: N/A
Datum: N/A

Fine Data Summary

Total Sample Weight 64.049 grams
Total Fines in Sample 0.091 grams
Total Percent Fines 0.14 %

Dry Sieving Summary

Total Sample Weight 63.958 grams
Total Digested Weight 26.615 grams
Total Carbonate Weight 37.343 grams
Total Silica % 41.61 %
Total Carbonate % 58.39 %
Carbonate/Silica Ratio 1.403

General Comments:

None

Description

Worked By: M. Ladle

Pre-Digestion Grain Size Distribution

Onshore Grab Sample

Sample: MT-01-BB

Total Sample Mass: 63.958 grams

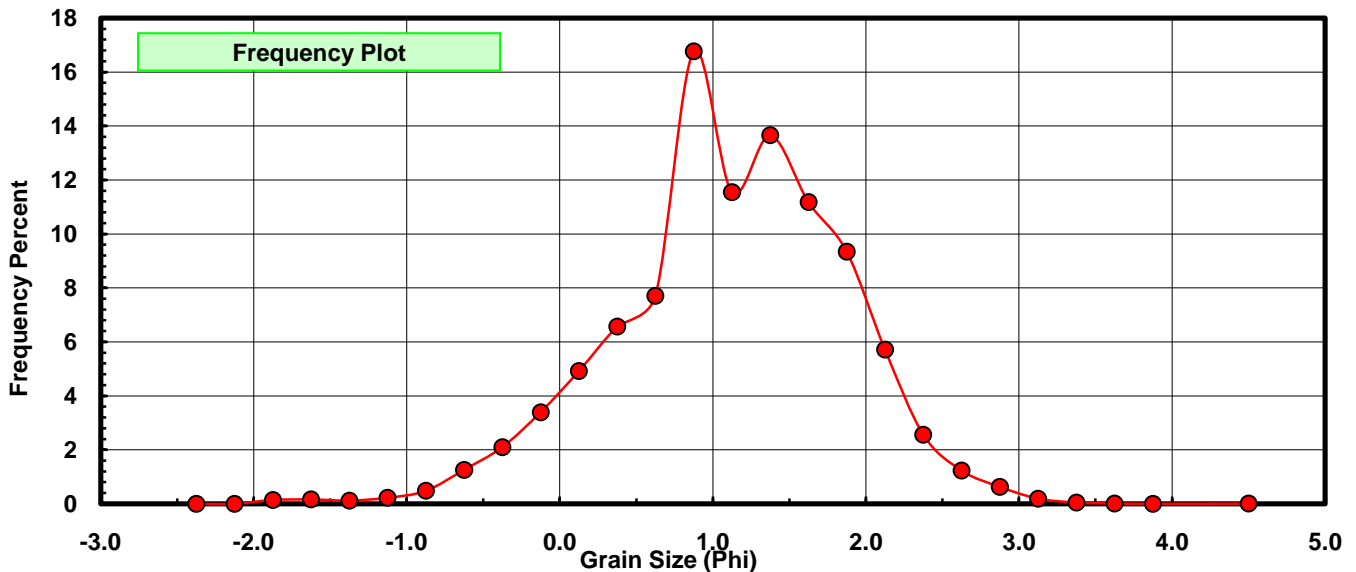
Sieve Size (phi)	Sieve Midpt (phi)	Weight (grams)	Freq Weight %	Cumulative Weight %
-2.25	-2.375	0.000	0.000	0.000
-2.00	-2.125	0.000	0.000	0.000
-1.75	-1.875	0.091	0.142	0.142
-1.50	-1.625	0.104	0.163	0.305
-1.25	-1.375	0.077	0.120	0.425
-1.00	-1.125	0.143	0.224	0.649
-0.75	-0.875	0.308	0.482	1.130
-0.50	-0.625	0.807	1.262	2.392
-0.25	-0.375	1.345	2.103	4.495
0.00	-0.125	2.172	3.396	7.891
0.25	0.125	3.147	4.920	12.812
0.50	0.375	4.203	6.572	19.383
0.75	0.625	4.932	7.711	27.094
1.00	0.875	10.727	16.772	43.866
1.25	1.125	7.388	11.551	55.418
1.50	1.375	8.734	13.656	69.073
1.75	1.625	7.151	11.181	80.254
2.00	1.875	5.975	9.342	89.596
2.25	2.125	3.652	5.710	95.306
2.50	2.375	1.640	2.564	97.870
2.75	2.625	0.791	1.237	99.107
3.00	2.875	0.402	0.629	99.736
3.25	3.125	0.124	0.194	99.930
3.50	3.375	0.031	0.048	99.978
3.75	3.625	0.009	0.014	99.992
4.00	3.875	0.001	0.002	99.994
5.00	4.50	0.004	0.006	100.000

Statistical Results			
Mean:	1.1079	phi	(0.464 mm)
Standard Dev:	0.7563	phi-units	(0.592 mm)
Skewness:	-0.3668	dimensionless	
Kurtosis:	3.4074	dimensionless	
5th Moment:	-3.9160	dimensionless	
6th Moment:	22.4670	dimensionless	
RARD *	0.6826	dimensionless	
Median	1.0077	phi	(0.4973 mm)

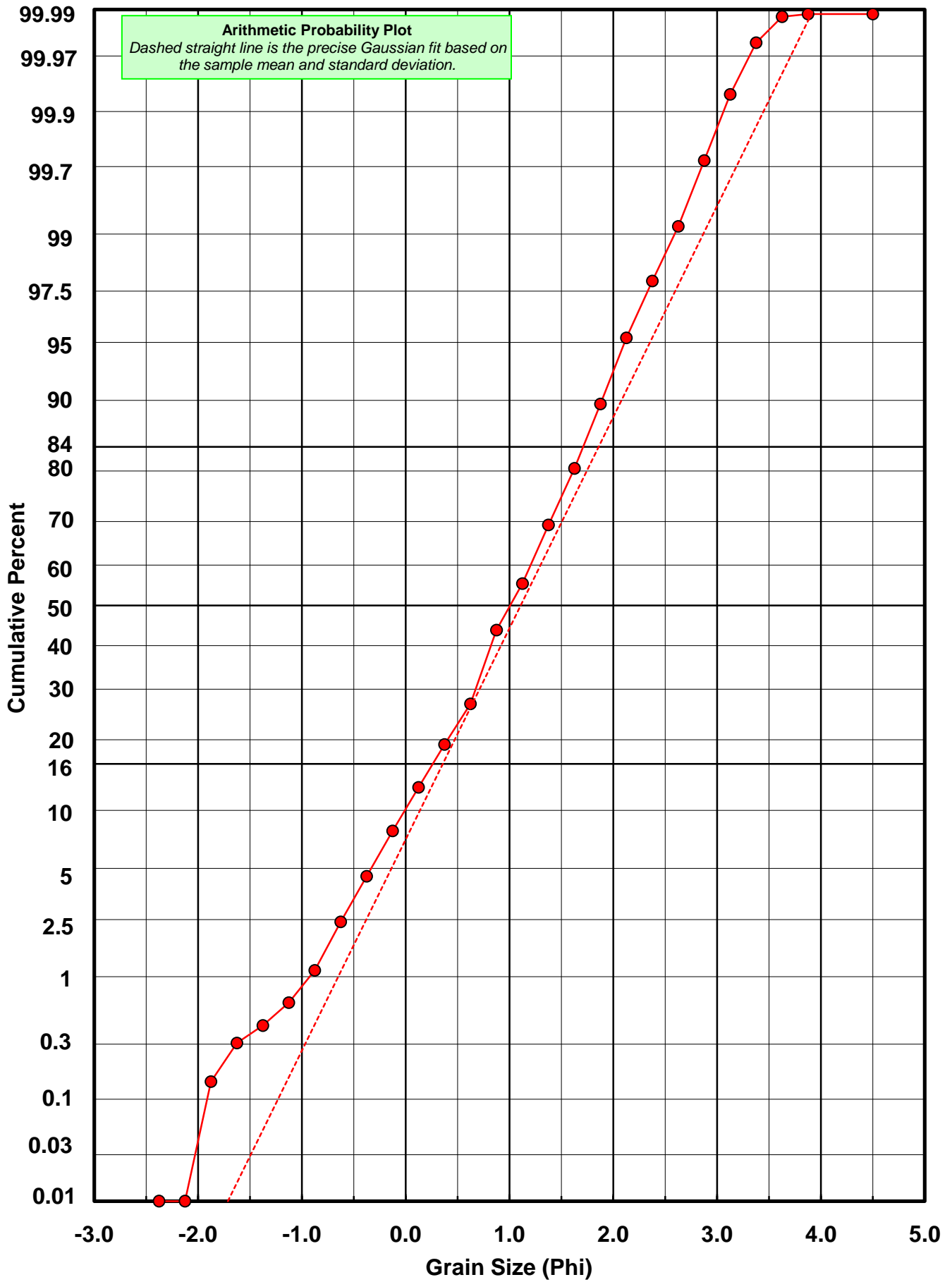
* RARD = reciprocal absolute relative dispersion (see below)

Statistical Explanation	
Calculations based on the Method of Moments	
Skewness: 3rd Stand. Moment; Exact Gaussian = 0.0	
Kurtosis: 4th Stand. Moment; Exact Gaussian = 3.0	
For Further Explanation, See Basille et al. 2002	
Millimeter data calculated by $mm = 2^{(-\phi)}$	

Reciprocal Absolute Relative Dispersion (RARD) Scale	
< 0.5	Excellent homogeneity (e.g., beaches)
0.5 to 1.0	Good homogeneity
1.0 to 1.33	Fair homogeneity
> 1.33	Poor homogeneity (e.g., glacial)



MT-01-BB



Carbonate Grain Size Distribution

Onshore Grab Sample

Sample: MT-01-BB

Total Carbonate Mass: 37.393 grams

% Carbonate: 58.4 %

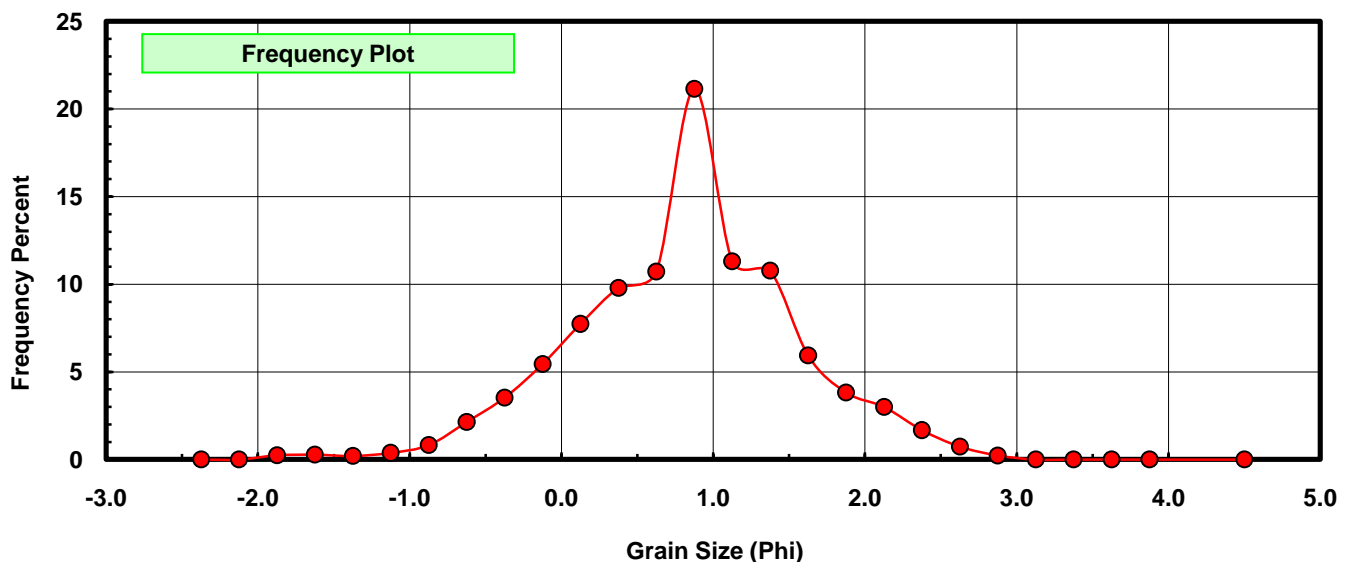
Sieve Size (phi)	Sieve Midpt (phi)	Weight (grams)	Freq Weight %	Cumulative Weight %
-2.25	-2.375	0.000	0.000	0.000
-2.00	-2.125	0.000	0.000	0.000
-1.75	-1.875	0.091	0.243	0.243
-1.50	-1.625	0.104	0.278	0.521
-1.25	-1.375	0.077	0.206	0.727
-1.00	-1.125	0.143	0.382	1.110
-0.75	-0.875	0.308	0.824	1.934
-0.50	-0.625	0.802	2.145	4.078
-0.25	-0.375	1.321	3.533	7.611
0.00	-0.125	2.038	5.450	13.061
0.25	0.125	2.895	7.742	20.803
0.50	0.375	3.665	9.801	30.605
0.75	0.625	4.014	10.735	41.339
1.00	0.875	7.909	21.151	62.490
1.25	1.125	4.229	11.310	73.800
1.50	1.375	4.029	10.775	84.575
1.75	1.625	2.221	5.940	90.514
2.00	1.875	1.431	3.827	94.341
2.25	2.125	1.124	3.006	97.347
2.50	2.375	0.628	1.679	99.027
2.75	2.625	0.276	0.738	99.765
3.00	2.875	0.088	0.235	100.000
3.25	3.125	0.000	0.000	100.000
3.50	3.375	0.000	0.000	100.000
3.75	3.625	0.000	0.000	100.000
4.00	3.875	0.000	0.000	100.000
5.00	4.500	0.000	0.000	100.000

Statistical Results			
Mean:	0.8153	phi	(0.5683 mm)
Standard Dev:	0.7437	phi-units	(0.5972 mm)
Skewness:	-0.2141	dimensionless	
Kurtosis:	3.4150	dimensionless	
5th Moment:	-2.6998	dimensionless	
6th Moment:	20.5143	dimensionless	
RARD *	0.9123	dimensionless	
Median	0.7274	phi	(0.604 mm)

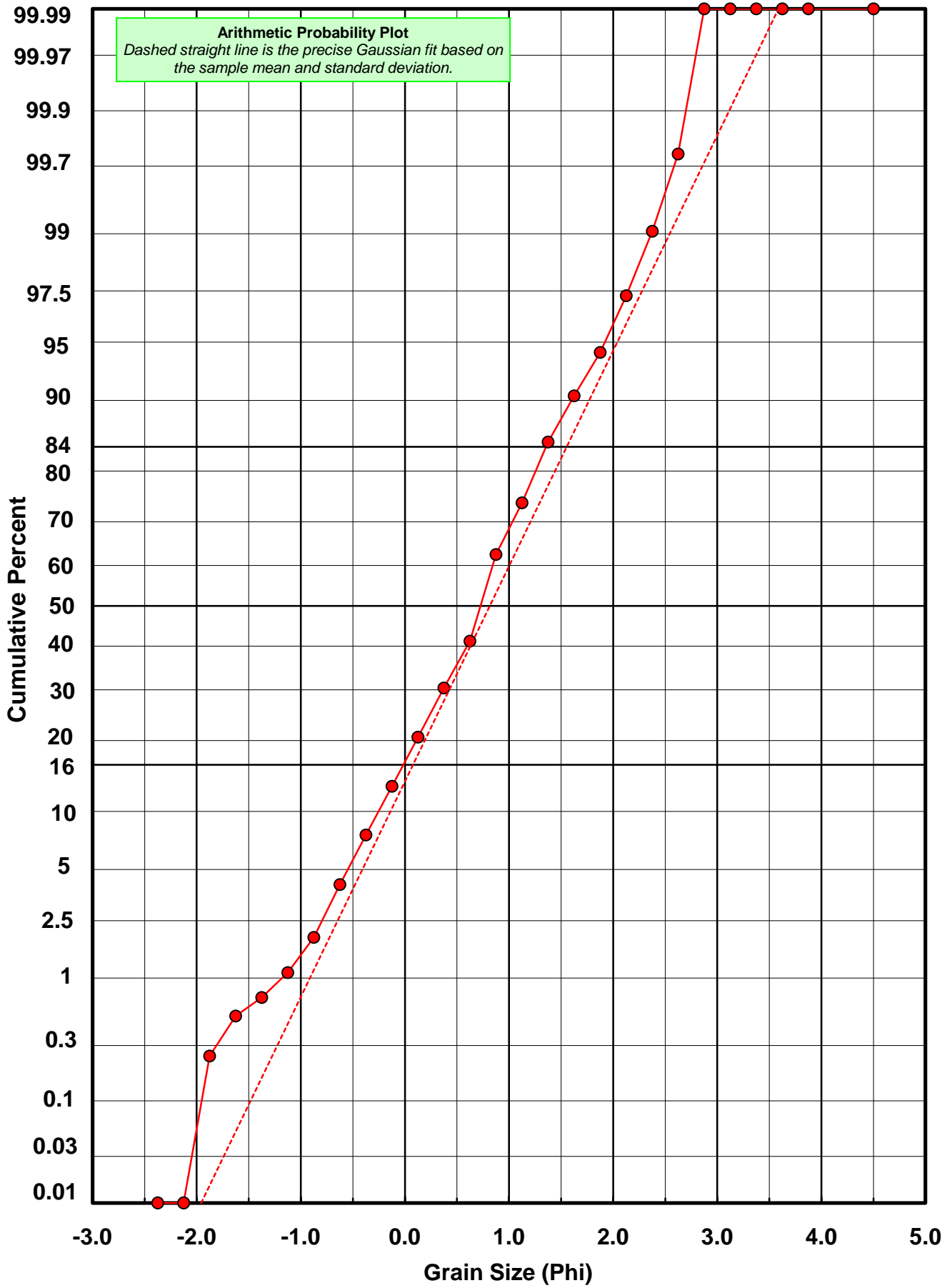
* RARD = reciprocal absolute relative dispersion (see below)

Statistical Explanation	
Calculations based on the Method of Moments	
Skewness: 3rd Stand. Moment; Exact Gaussian = 0.0	
Kurtosis: 4th Stand. Moment; Exact Gaussian = 3.0	
For Further Explanation, See Basille et al. 2002	
Millimeter data calculated by $mm = 2^{(-\phi)}$	

Reciprocal Absolute Relative Dispersion (RARD) Scale	
< 0.5	Excellent homogeneity (e.g., beaches)
0.5 to 1.0	Good homogeneity
1.0 to 1.33	Fair homogeneity
> 1.33	Poor homogeneity (e.g., glacial)



MT-01-BB



Post-Digestion Grain Size Distribution

Onshore Grab Sample

Sample: MT-01-BB

Total Digested Mass: 26.615 grams

% Silica: 41.6 %

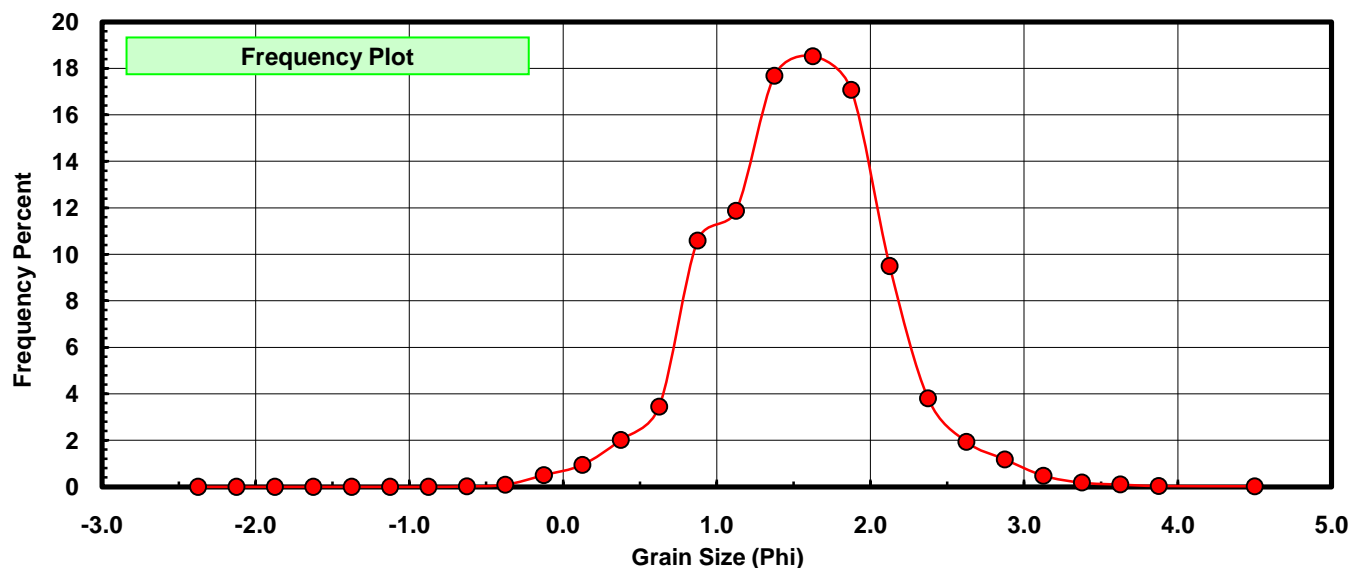
Sieve Size (phi)	Sieve Midpt (phi)	Weight (grams)	Freq Weight %	Cumulative Weight %
-2.25	-2.375	0.000	0.000	0.000
-2.00	-2.125	0.000	0.000	0.000
-1.75	-1.875	0.000	0.000	0.000
-1.50	-1.625	0.000	0.000	0.000
-1.25	-1.375	0.000	0.000	0.000
-1.00	-1.125	0.000	0.000	0.000
-0.75	-0.875	0.000	0.000	0.000
-0.50	-0.625	0.005	0.019	0.019
-0.25	-0.375	0.024	0.090	0.109
0.00	-0.125	0.134	0.503	0.612
0.25	0.125	0.252	0.947	1.559
0.50	0.375	0.538	2.021	3.581
0.75	0.625	0.918	3.449	7.030
1.00	0.875	2.818	10.588	17.618
1.25	1.125	3.159	11.869	29.487
1.50	1.375	4.705	17.678	47.165
1.75	1.625	4.930	18.523	65.689
2.00	1.875	4.544	17.073	82.762
2.25	2.125	2.528	9.498	92.260
2.50	2.375	1.012	3.802	96.062
2.75	2.625	0.515	1.935	97.997
3.00	2.875	0.314	1.180	99.177
3.25	3.125	0.128	0.481	99.658
3.50	3.375	0.048	0.180	99.838
3.75	3.625	0.026	0.098	99.936
4.00	3.875	0.010	0.038	99.974
5.00	4.500	0.007	0.026	100.000

Statistical Results			
Mean:	1.5238	phi	(0.3478 mm)
Standard Dev:	0.5724	phi-units	(0.6725 mm)
Skewness:	0.0525	dimensionless	
Kurtosis:	3.6348	dimensionless	
5th Moment:	1.8803	dimensionless	
6th Moment:	27.0500	dimensionless	
RARD *	0.3756	dimensionless	
Median	1.4133	phi	(0.3755 mm)

* RARD = reciprocal absolute relative dispersion (see below)

Statistical Explanation	
Calculations based on the Method of Moments	
Skewness: 3rd Stand. Moment; Exact Gaussian = 0.0	
Kurtosis: 4th Stand. Moment; Exact Gaussian = 3.0	
For Further Explanation, See Basille et al. 2002	
Millimeter data calculated by $mm = 2^{(-phi)}$	

Reciprocal Absolute Relative Dispersion (RARD) Scale	
< 0.5	Excellent homogeneity (e.g., beaches)
0.5 to 1.0	Good homogeneity
1.0 to 1.33	Fair homogeneity
> 1.33	Poor homogeneity (e.g., glacial)



MT-01-BB

