

Onshore Grab Sample

Sample: IR-23-BB
Sample Taken By: D. Phelps
Sample Collected On: 10/30/08
Splits? N/A

County: Indian River
Latitude: 27° 34' 49.0"
Longitude: 80° 19' 37.7"
Datum: WGS 84
Surf. Elev: 0
Datum: N/A

Fine Data Summary

Total Sample Weight 67.292 grams
Total Fines in Sample 0.187 grams
Total Percent Fines 0.28 %

Dry Sieving Summary

Total Sample Weight 66.924 grams
Total Digested Weight 39.156 grams
Total Carbonate Weight 27.768 grams
Total Silica % 58.51 %
Total Carbonate % 41.49 %
Carbonate/Silica Ratio 0.709

General Comments:

None

Description

Worked By: M. Ladle

Pre-Digestion Grain Size Distribution

Onshore Grab Sample

Sample: IR-23-BB

Total Sample Mass: 66.924 grams

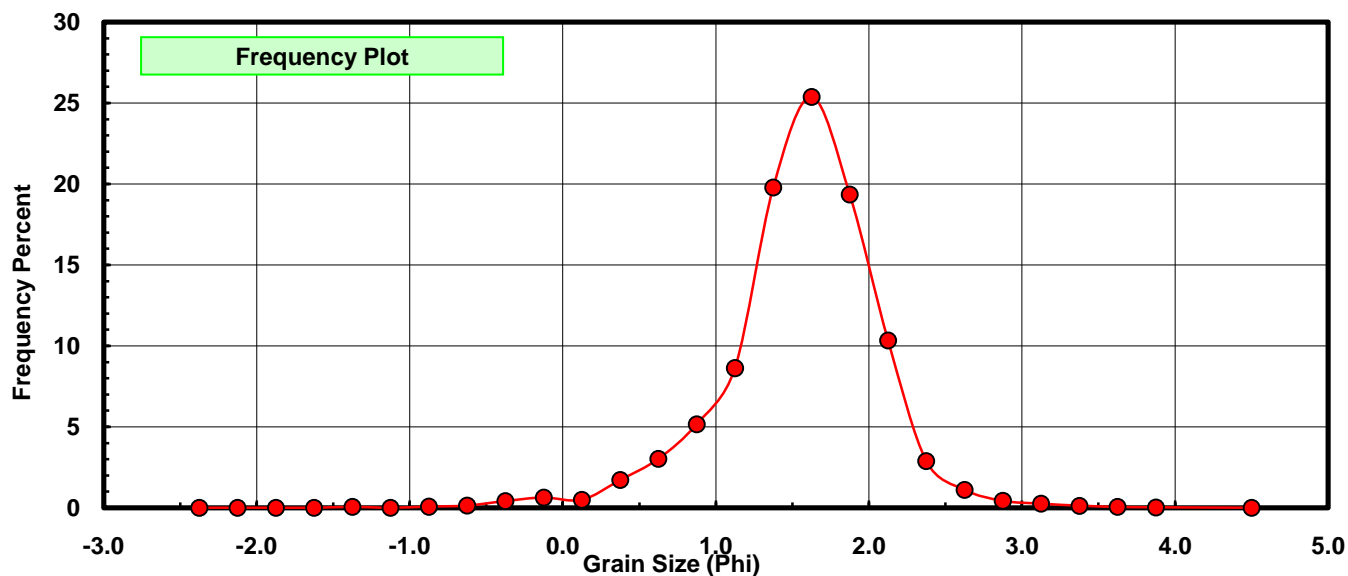
Sieve Size (phi)	Sieve Midpt (phi)	Weight (grams)	Freq Weight %	Cumulative Weight %
-2.25	-2.375	0.000	0.000	0.000
-2.00	-2.125	0.000	0.000	0.000
-1.75	-1.875	0.000	0.000	0.000
-1.50	-1.625	0.000	0.000	0.000
-1.25	-1.375	0.033	0.049	0.049
-1.00	-1.125	0.000	0.000	0.049
-0.75	-0.875	0.046	0.069	0.118
-0.50	-0.625	0.089	0.133	0.251
-0.25	-0.375	0.275	0.411	0.662
0.00	-0.125	0.423	0.632	1.294
0.25	0.125	0.329	0.492	1.786
0.50	0.375	1.144	1.709	3.495
0.75	0.625	2.022	3.021	6.516
1.00	0.875	3.456	5.164	11.680
1.25	1.125	5.773	8.626	20.307
1.50	1.375	13.236	19.778	40.084
1.75	1.625	16.983	25.377	65.461
2.00	1.875	12.946	19.344	84.805
2.25	2.125	6.916	10.334	95.139
2.50	2.375	1.927	2.879	98.019
2.75	2.625	0.739	1.104	99.123
3.00	2.875	0.285	0.426	99.549
3.25	3.125	0.167	0.250	99.798
3.50	3.375	0.084	0.126	99.924
3.75	3.625	0.034	0.051	99.975
4.00	3.875	0.017	0.025	100.000
5.00	4.50	0.000	0.000	100.000

Statistical Results			
Mean:	1.5548	phi	(0.3404 mm)
Standard Dev:	0.5156	phi-units	(0.6995 mm)
Skewness:	-0.7164	dimensionless	
Kurtosis:	5.5600	dimensionless	
5th Moment:	-10.7916	dimensionless	
6th Moment:	69.0335	dimensionless	
RARD *	0.3316	dimensionless	
Median	1.4727	phi	(0.3603 mm)

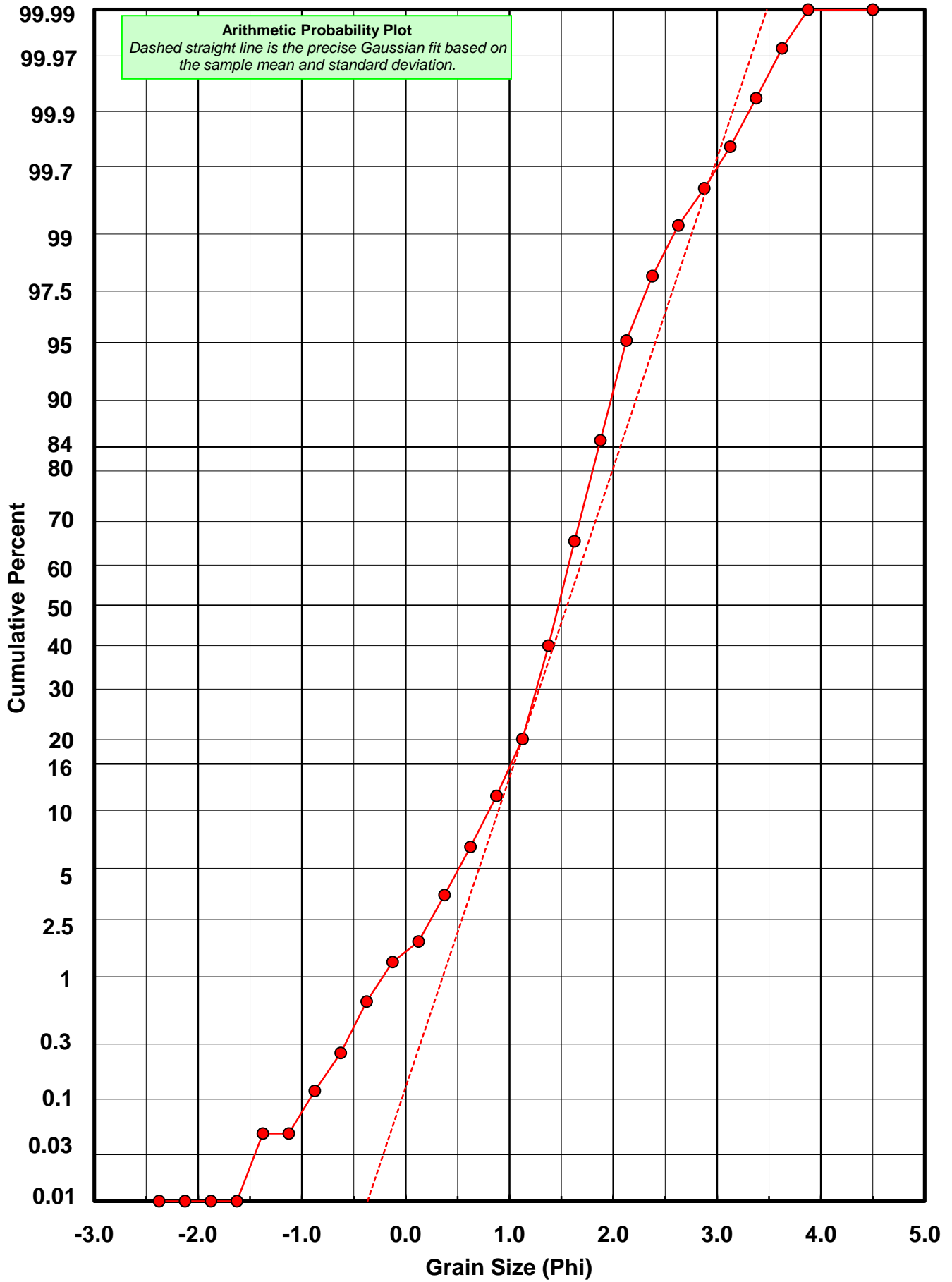
* RARD = reciprocal absolute relative dispersion (see below)

Statistical Explanation	
Calculations based on the Method of Moments	
Skewness: 3rd Stand. Moment; Exact Gaussian = 0.0	
Kurtosis: 4th Stand. Moment; Exact Gaussian = 3.0	
For Further Explanation, See Basille et al. 2002	
Millimeter data calculated by $mm = 2^{(-\phi)}$	

Reciprocal Absolute Relative Dispersion (RARD) Scale	
< 0.5	Excellent homogeneity (e.g., beaches)
0.5 to 1.0	Good homogeneity
1.0 to 1.33	Fair homogeneity
> 1.33	Poor homogeneity (e.g., glacial)



IR-23-BB



Carbonate Grain Size Distribution

Onshore Grab Sample

Sample: IR-23-BB

Total Carbonate Mass: 27.778 grams

% Carbonate: 41.5 %

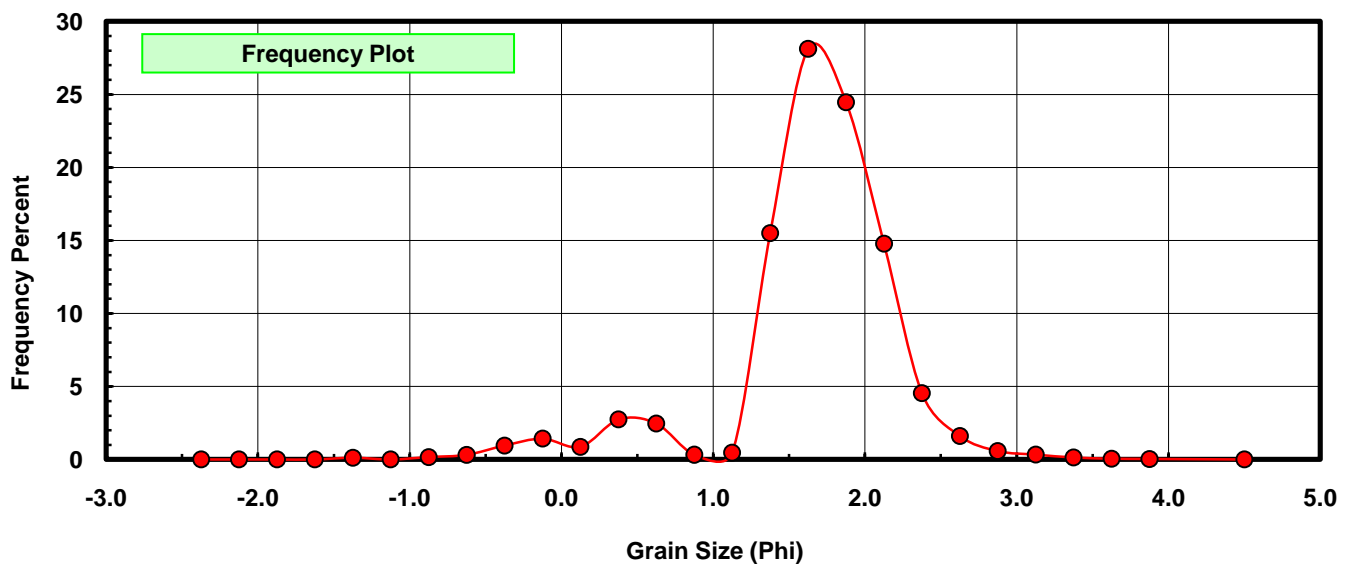
Sieve Size (phi)	Sieve Midpt (phi)	Weight (grams)	Freq Weight %	Cumulative Weight %
-2.25	-2.375	0.000	0.000	0.000
-2.00	-2.125	0.000	0.000	0.000
-1.75	-1.875	0.000	0.000	0.000
-1.50	-1.625	0.000	0.000	0.000
-1.25	-1.375	0.033	0.119	0.119
-1.00	-1.125	0.000	0.000	0.119
-0.75	-0.875	0.046	0.166	0.284
-0.50	-0.625	0.089	0.320	0.605
-0.25	-0.375	0.265	0.954	1.559
0.00	-0.125	0.396	1.426	2.984
0.25	0.125	0.241	0.868	3.852
0.50	0.375	0.761	2.740	6.592
0.75	0.625	0.684	2.462	9.054
1.00	0.875	0.091	0.328	9.382
1.25	1.125	0.131	0.472	9.853
1.50	1.375	4.304	15.494	25.347
1.75	1.625	7.814	28.130	53.478
2.00	1.875	6.798	24.473	77.950
2.25	2.125	4.103	14.771	92.721
2.50	2.375	1.260	4.536	97.257
2.75	2.625	0.447	1.609	98.866
3.00	2.875	0.160	0.576	99.442
3.25	3.125	0.092	0.331	99.773
3.50	3.375	0.038	0.137	99.910
3.75	3.625	0.015	0.054	99.964
4.00	3.875	0.010	0.036	100.000
5.00	4.500	0.000	0.000	100.000

Statistical Results			
Mean:	1.6522	phi	(0.3181 mm)
Standard Dev:	0.5908	phi-units	(0.664 mm)
Skewness:	-1.4629	dimensionless	
Kurtosis:	6.8049	dimensionless	
5th Moment:	-19.0477	dimensionless	
6th Moment:	81.7075	dimensionless	
RARD *	0.3576	dimensionless	
Median	1.5941	phi	(0.3312 mm)

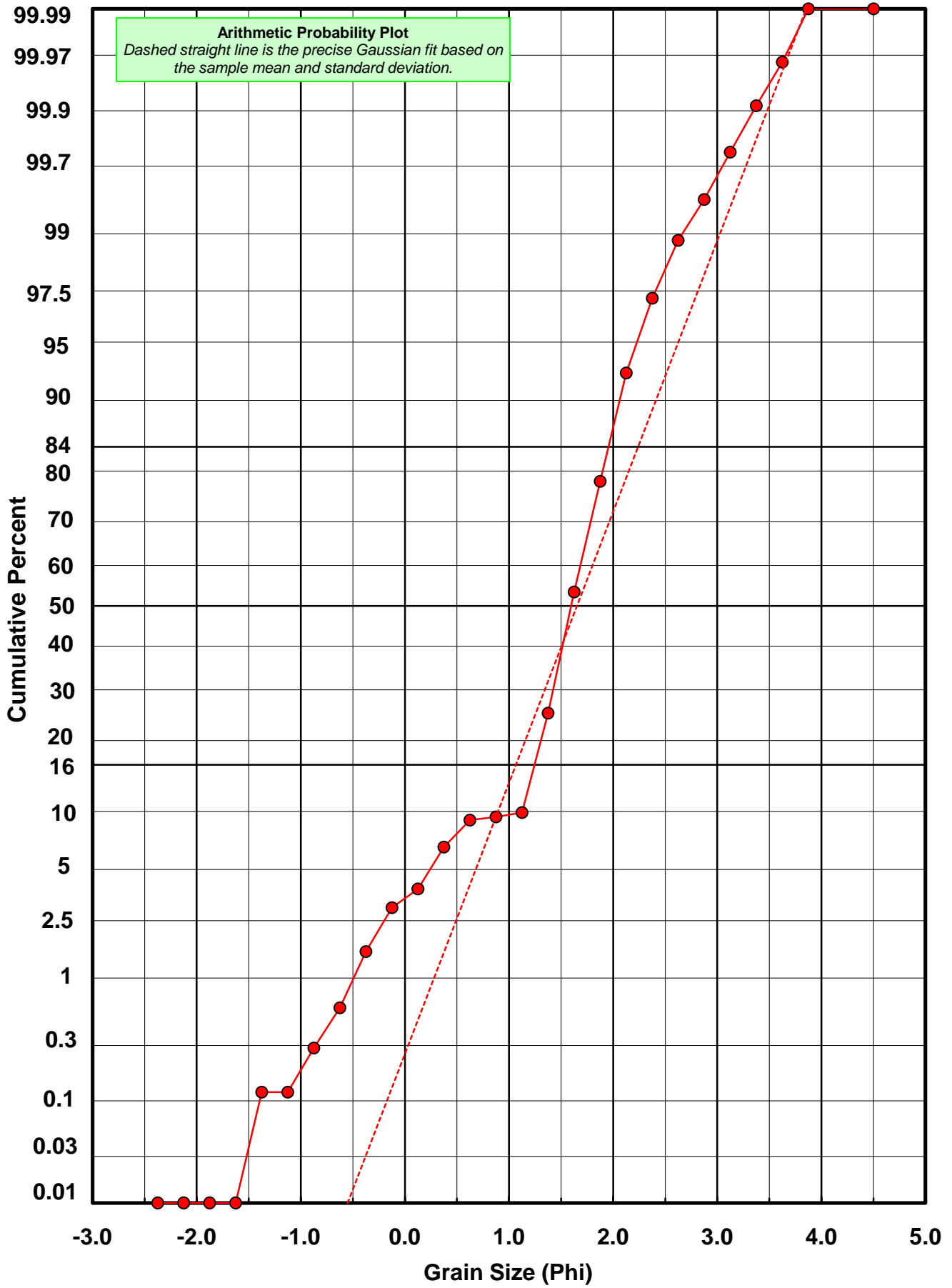
* RARD = reciprocal absolute relative dispersion (see below)

Statistical Explanation	
Calculations based on the Method of Moments	
Skewness: 3rd Stand. Moment; Exact Gaussian = 0.0	
Kurtosis: 4th Stand. Moment; Exact Gaussian = 3.0	
For Further Explanation, See Basille et al. 2002	
Millimeter data calculated by $mm = 2^{(-\phi)}$	

Reciprocal Absolute Relative Dispersion (RARD) Scale	
< 0.5	Excellent homogeneity (e.g., beaches)
0.5 to 1.0	Good homogeneity
1.0 to 1.33	Fair homogeneity
> 1.33	Poor homogeneity (e.g., glacial)



IR-23-BB



Post-Digestion Grain Size Distribution

Onshore Grab Sample

Sample: IR-23-BB

Total Digested Mass: 39.156 grams

% Silica: 58.5 %

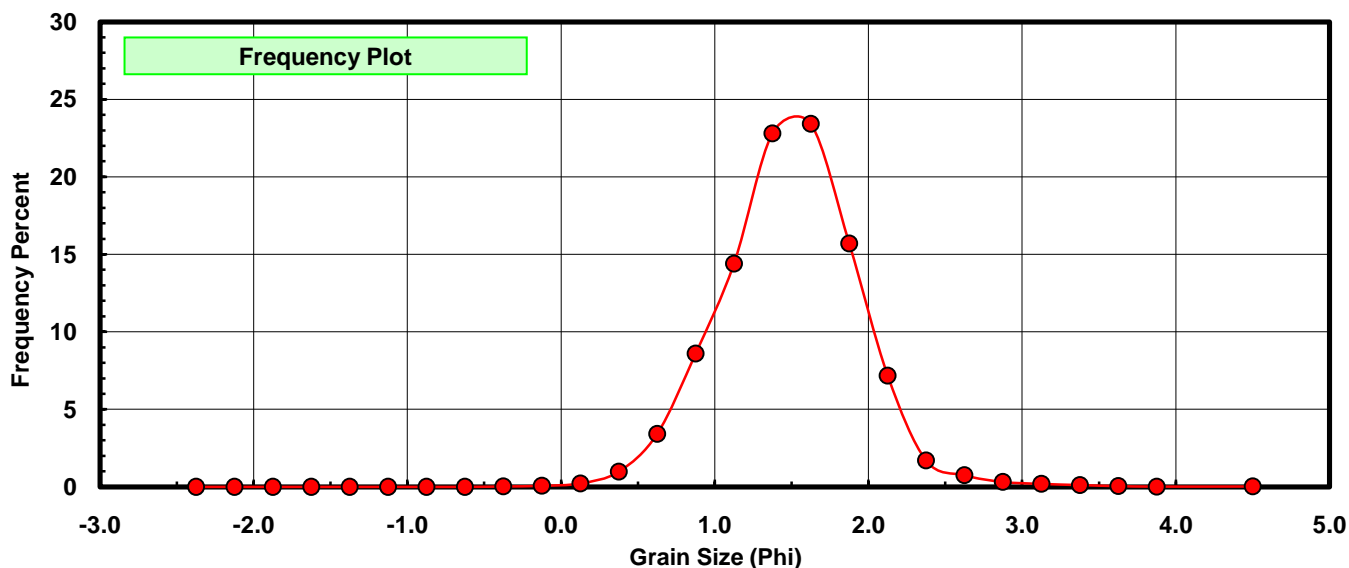
Sieve Size (phi)	Sieve Midpt (phi)	Weight (grams)	Freq Weight %	Cumulative Weight %
-2.25	-2.375	0.000	0.000	0.000
-2.00	-2.125	0.000	0.000	0.000
-1.75	-1.875	0.000	0.000	0.000
-1.50	-1.625	0.000	0.000	0.000
-1.25	-1.375	0.000	0.000	0.000
-1.00	-1.125	0.000	0.000	0.000
-0.75	-0.875	0.000	0.000	0.000
-0.50	-0.625	0.000	0.000	0.000
-0.25	-0.375	0.010	0.026	0.026
0.00	-0.125	0.027	0.069	0.094
0.25	0.125	0.088	0.225	0.319
0.50	0.375	0.383	0.978	1.297
0.75	0.625	1.338	3.417	4.714
1.00	0.875	3.365	8.594	13.308
1.25	1.125	5.642	14.409	27.717
1.50	1.375	8.932	22.811	50.529
1.75	1.625	9.169	23.417	73.945
2.00	1.875	6.148	15.701	89.647
2.25	2.125	2.813	7.184	96.831
2.50	2.375	0.667	1.703	98.534
2.75	2.625	0.292	0.746	99.280
3.00	2.875	0.125	0.319	99.599
3.25	3.125	0.075	0.192	99.791
3.50	3.375	0.046	0.117	99.908
3.75	3.625	0.019	0.049	99.957
4.00	3.875	0.007	0.018	99.974
5.00	4.500	0.010	0.026	100.000

Statistical Results			
Mean:	1.4864	phi	(0.3569 mm)
Standard Dev:	0.4527	phi-units	(0.7307 mm)
Skewness:	0.2027	dimensionless	
Kurtosis:	4.3996	dimensionless	
5th Moment:	7.2526	dimensionless	
6th Moment:	58.2158	dimensionless	
RARD *	0.3046	dimensionless	
Median	1.3692	phi	(0.3871 mm)

* RARD = reciprocal absolute relative dispersion (see below)

Statistical Explanation	
Calculations based on the Method of Moments	
Skewness: 3rd Stand. Moment; Exact Gaussian = 0.0	
Kurtosis: 4th Stand. Moment; Exact Gaussian = 3.0	
For Further Explanation, See Basille et al. 2002	
Millimeter data calculated by $mm = 2^{(-\phi)}$	

Reciprocal Absolute Relative Dispersion (RARD) Scale	
< 0.5	Excellent homogeneity (e.g., beaches)
0.5 to 1.0	Good homogeneity
1.0 to 1.33	Fair homogeneity
> 1.33	Poor homogeneity (e.g., glacial)



IR-23-BB

