

Onshore Grab Sample

Sample: IR-21-BB
Sample Taken By: D. Phelps
Sample Collected On: 10/30/08
Splits? N/A

County: Indian River
Latitude: 27° 36' 19.9"
Longitude: 80° 20' 09.0"
Datum: WGS 84
Surf. Elev: 0
Datum: N/A

Fine Data Summary

Total Sample Weight 57.318 grams
Total Fines in Sample 0.248 grams
Total Percent Fines 0.43 %

Dry Sieving Summary

Total Sample Weight 57.165 grams
Total Digested Weight 29.854 grams
Total Carbonate Weight 27.311 grams
Total Silica % 52.22 %
Total Carbonate % 47.78 %
Carbonate/Silica Ratio 0.915

General Comments:

None

Description

Worked By: M. Ladle

Pre-Digestion Grain Size Distribution

Onshore Grab Sample

Sample: IR-21-BB

Total Sample Mass: 57.165 grams

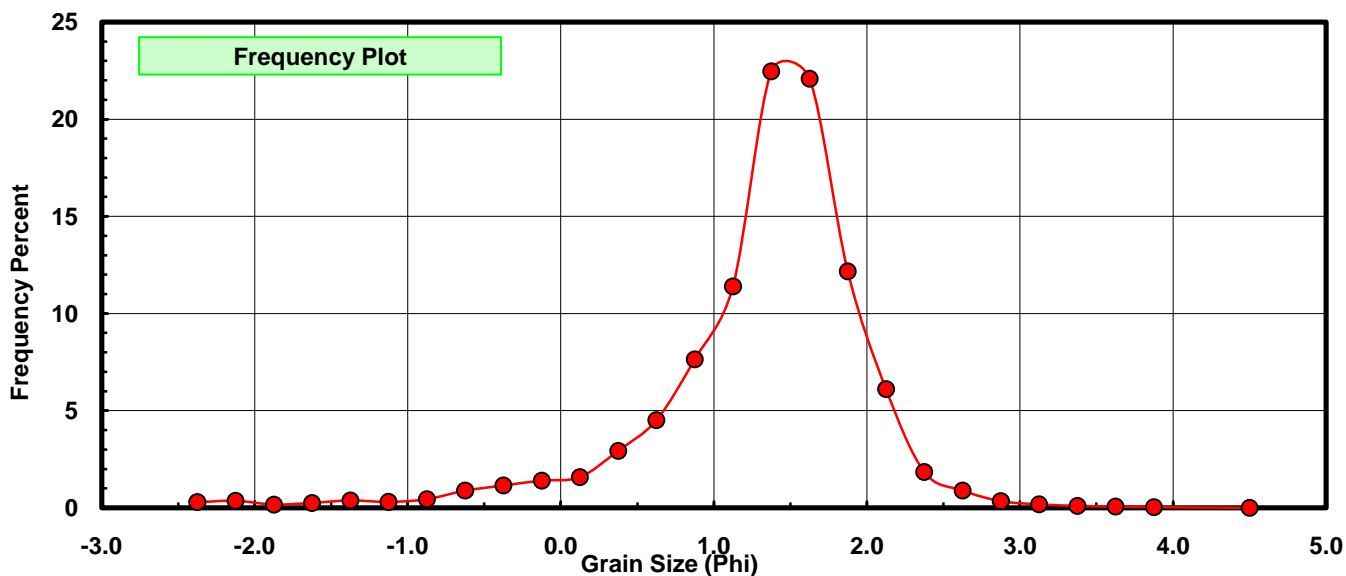
Sieve Size (phi)	Sieve Midpt (phi)	Weight (grams)	Freq Weight %	Cumulative Weight %
-2.25	-2.375	0.165	0.289	0.289
-2.00	-2.125	0.207	0.362	0.651
-1.75	-1.875	0.097	0.170	0.820
-1.50	-1.625	0.144	0.252	1.072
-1.25	-1.375	0.217	0.380	1.452
-1.00	-1.125	0.174	0.304	1.756
-0.75	-0.875	0.255	0.446	2.202
-0.50	-0.625	0.505	0.883	3.086
-0.25	-0.375	0.657	1.149	4.235
0.00	-0.125	0.802	1.403	5.638
0.25	0.125	0.903	1.580	7.218
0.50	0.375	1.679	2.937	10.155
0.75	0.625	2.580	4.513	14.668
1.00	0.875	4.372	7.648	22.316
1.25	1.125	6.515	11.397	33.713
1.50	1.375	12.839	22.460	56.172
1.75	1.625	12.628	22.090	78.263
2.00	1.875	6.957	12.170	90.433
2.25	2.125	3.490	6.105	96.538
2.50	2.375	1.057	1.849	98.387
2.75	2.625	0.511	0.894	99.281
3.00	2.875	0.197	0.345	99.626
3.25	3.125	0.103	0.180	99.806
3.50	3.375	0.056	0.098	99.904
3.75	3.625	0.035	0.061	99.965
4.00	3.875	0.020	0.035	100.000
5.00	4.50	0.000	0.000	100.000

Statistical Results			
Mean:	1.3059	phi	(0.4045 mm)
Standard Dev:	0.7361	phi-units	(0.6004 mm)
Skewness:	-1.6551	dimensionless	
Kurtosis:	8.0369	dimensionless	
5th Moment:	-28.4221	dimensionless	
6th Moment:	130.1813	dimensionless	
RARD *	0.5637	dimensionless	
Median	1.3063	phi	(0.4044 mm)

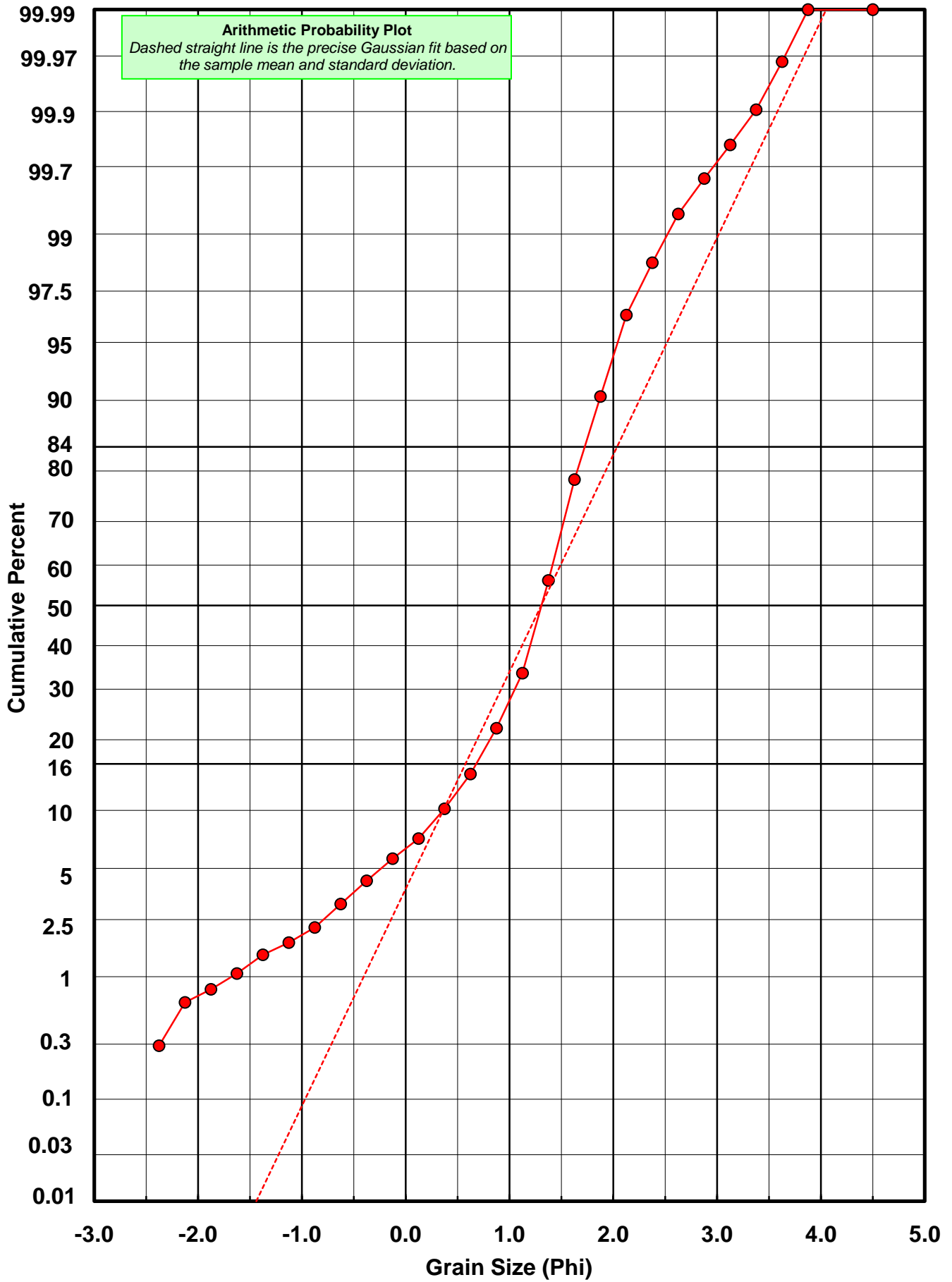
* RARD = reciprocal absolute relative dispersion (see below)

Statistical Explanation	
Calculations based on the Method of Moments	
Skewness: 3rd Stand. Moment; Exact Gaussian = 0.0	
Kurtosis: 4th Stand. Moment; Exact Gaussian = 3.0	
For Further Explanation, See Basille et al. 2002	
Millimeter data calculated by $mm = 2^{(-\phi)}$	

Reciprocal Absolute Relative Dispersion (RARD) Scale	
< 0.5	Excellent homogeneity (e.g., beaches)
0.5 to 1.0	Good homogeneity
1.0 to 1.33	Fair homogeneity
> 1.33	Poor homogeneity (e.g., glacial)



IR-21-BB



Carbonate Grain Size Distribution

Onshore Grab Sample

Sample: IR-21-BB

Total Carbonate Mass: 27.377 grams

% Carbonate: 47.8 %

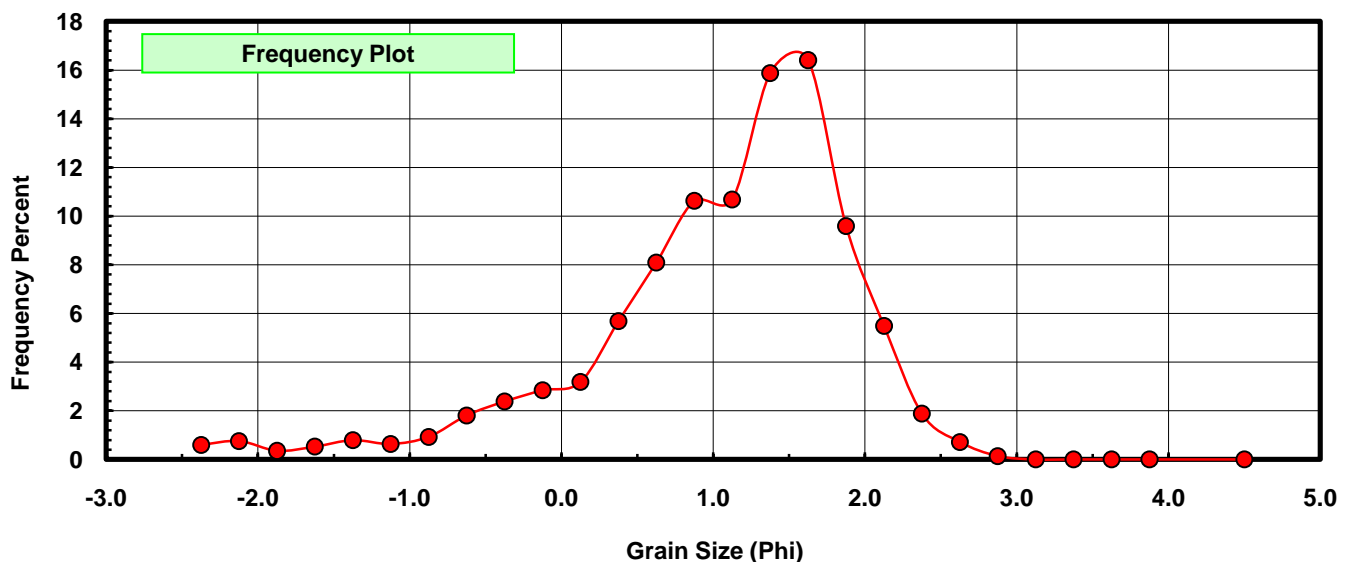
Sieve Size (phi)	Sieve Midpt (phi)	Weight (grams)	Freq Weight %	Cumulative Weight %
-2.25	-2.375	0.165	0.603	0.603
-2.00	-2.125	0.207	0.756	1.359
-1.75	-1.875	0.097	0.354	1.713
-1.50	-1.625	0.144	0.526	2.239
-1.25	-1.375	0.217	0.793	3.032
-1.00	-1.125	0.174	0.636	3.667
-0.75	-0.875	0.255	0.931	4.599
-0.50	-0.625	0.496	1.812	6.410
-0.25	-0.375	0.652	2.382	8.792
0.00	-0.125	0.778	2.842	11.634
0.25	0.125	0.872	3.185	14.819
0.50	0.375	1.555	5.680	20.499
0.75	0.625	2.215	8.091	28.590
1.00	0.875	2.909	10.626	39.215
1.25	1.125	2.923	10.677	49.892
1.50	1.375	4.345	15.871	65.763
1.75	1.625	4.492	16.408	82.171
2.00	1.875	2.627	9.596	91.767
2.25	2.125	1.504	5.494	97.260
2.50	2.375	0.515	1.881	99.142
2.75	2.625	0.197	0.720	99.861
3.00	2.875	0.038	0.139	100.000
3.25	3.125	0.000	0.000	100.000
3.50	3.375	0.000	0.000	100.000
3.75	3.625	0.000	0.000	100.000
4.00	3.875	0.000	0.000	100.000
5.00	4.500	0.000	0.000	100.000

Statistical Results			
Mean:	1.0424	phi	(0.4855 mm)
Standard Dev:	0.9063	phi-units	(0.5336 mm)
Skewness:	-1.2701	dimensionless	
Kurtosis:	4.9707	dimensionless	
5th Moment:	-13.6297	dimensionless	
6th Moment:	47.0097	dimensionless	
RARD *	0.8694	dimensionless	
Median	1.1267	phi	(0.458 mm)

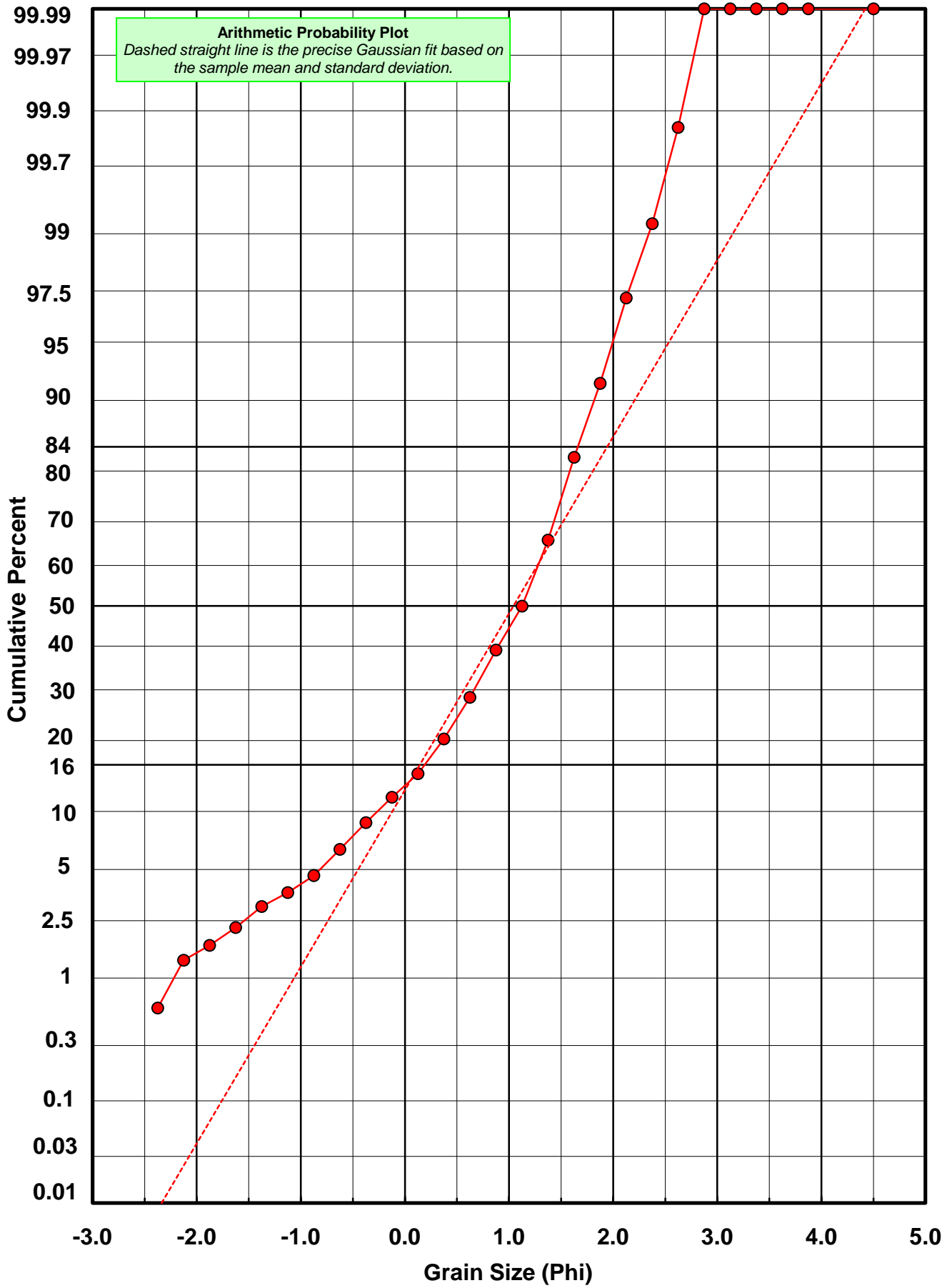
* RARD = reciprocal absolute relative dispersion (see below)

Statistical Explanation	
Calculations based on the Method of Moments	
Skewness: 3rd Stand. Moment; Exact Gaussian = 0.0	
Kurtosis: 4th Stand. Moment; Exact Gaussian = 3.0	
For Further Explanation, See Basille et al. 2002	
Millimeter data calculated by $mm = 2^{(-phi)}$	

Reciprocal Absolute Relative Dispersion (RARD) Scale	
< 0.5	Excellent homogeneity (e.g., beaches)
0.5 to 1.0	Good homogeneity
1.0 to 1.33	Fair homogeneity
> 1.33	Poor homogeneity (e.g., glacial)



IR-21-BB



Post-Digestion Grain Size Distribution

Onshore Grab Sample

Sample: IR-21-BB

Total Digested Mass: 29.854 grams

% Silica: 52.2 %

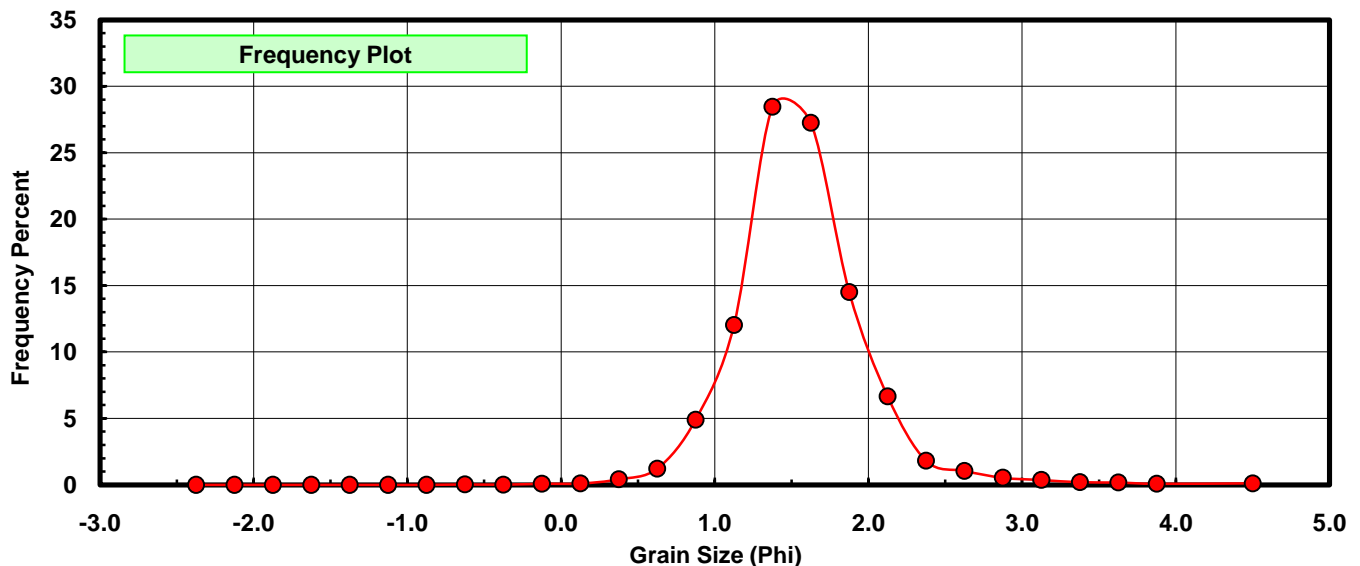
Sieve Size (phi)	Sieve Midpt (phi)	Weight (grams)	Freq Weight %	Cumulative Weight %
-2.25	-2.375	0.000	0.000	0.000
-2.00	-2.125	0.000	0.000	0.000
-1.75	-1.875	0.000	0.000	0.000
-1.50	-1.625	0.000	0.000	0.000
-1.25	-1.375	0.000	0.000	0.000
-1.00	-1.125	0.000	0.000	0.000
-0.75	-0.875	0.000	0.000	0.000
-0.50	-0.625	0.009	0.030	0.030
-0.25	-0.375	0.005	0.017	0.047
0.00	-0.125	0.024	0.080	0.127
0.25	0.125	0.031	0.104	0.231
0.50	0.375	0.124	0.415	0.646
0.75	0.625	0.365	1.223	1.869
1.00	0.875	1.463	4.901	6.770
1.25	1.125	3.592	12.032	18.802
1.50	1.375	8.494	28.452	47.253
1.75	1.625	8.136	27.253	74.506
2.00	1.875	4.330	14.504	89.010
2.25	2.125	1.986	6.652	95.662
2.50	2.375	0.542	1.816	97.478
2.75	2.625	0.314	1.052	98.530
3.00	2.875	0.159	0.533	99.062
3.25	3.125	0.109	0.365	99.427
3.50	3.375	0.060	0.201	99.628
3.75	3.625	0.052	0.174	99.802
4.00	3.875	0.024	0.080	99.883
5.00	4.500	0.035	0.117	100.000

Statistical Results			
Mean:	1.5535	phi	(0.3407 mm)
Standard Dev:	0.4385	phi-units	(0.7379 mm)
Skewness:	0.9856	dimensionless	
Kurtosis:	8.0242	dimensionless	
5th Moment:	28.1359	dimensionless	
6th Moment:	189.6000	dimensionless	
RARD *	0.2823	dimensionless	
Median	1.4002	phi	(0.3789 mm)

* RARD = reciprocal absolute relative dispersion (see below)

Statistical Explanation	
Calculations based on the Method of Moments	
Skewness: 3rd Stand. Moment; Exact Gaussian = 0.0	
Kurtosis: 4th Stand. Moment; Exact Gaussian = 3.0	
For Further Explanation, See Basille et al. 2002	
Millimeter data calculated by $mm = 2^{(-phi)}$	

Reciprocal Absolute Relative Dispersion (RARD) Scale	
< 0.5	Excellent homogeneity (e.g., beaches)
0.5 to 1.0	Good homogeneity
1.0 to 1.33	Fair homogeneity
> 1.33	Poor homogeneity (e.g., glacial)



IR-21-BB

