

Onshore Grab Sample

Sample: IR-20-BB
Sample Taken By: D. Phelps
Sample Collected On: 10/30/08
Splits? N/A

County: Indian River
Latitude: 27° 37' 00.5"
Longitude: 80° 20' 39.9"
Datum: WGS 84
Surf. Elev: 0
Datum: N/A

Fine Data Summary

Total Sample Weight 66.988 grams
Total Fines in Sample 0.071 grams
Total Percent Fines 0.11 %

Dry Sieving Summary

Total Sample Weight 66.859 grams
Total Digested Weight 46.060 grams
Total Carbonate Weight 20.799 grams
Total Silica % 68.89 %
Total Carbonate % 31.11 %
Carbonate/Silica Ratio 0.452

General Comments:

None

Description

Worked By: M. Ladle

Pre-Digestion Grain Size Distribution

Onshore Grab Sample

Sample: IR-20-BB

Total Sample Mass: 66.859 grams

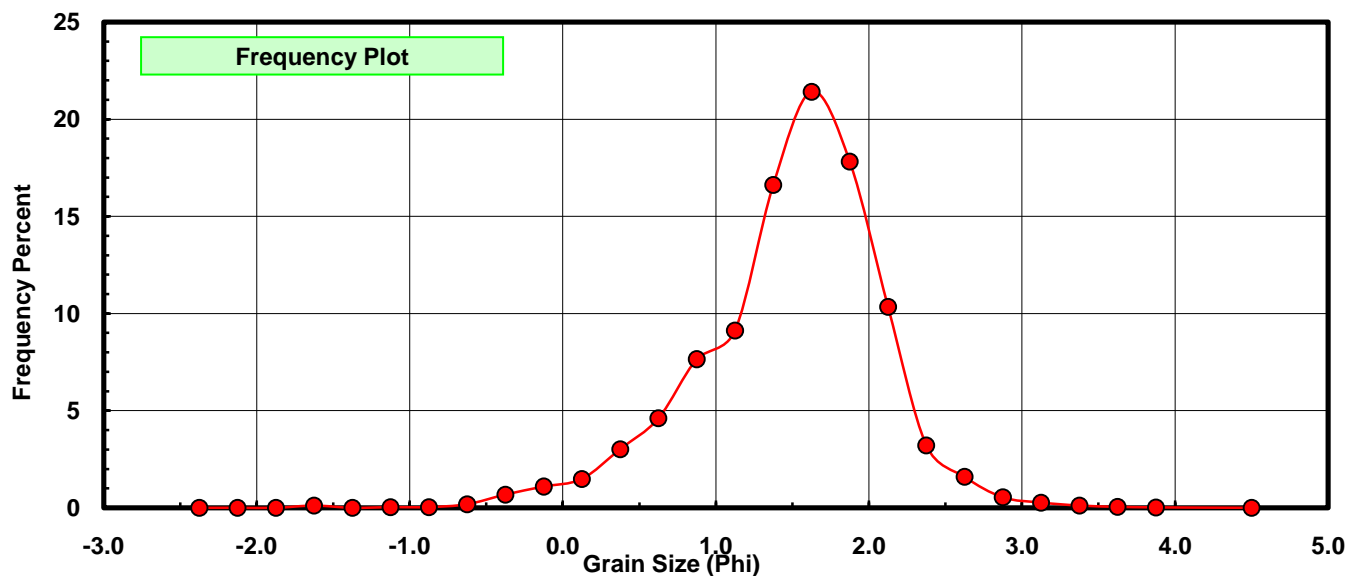
Sieve Size (phi)	Sieve Midpt (phi)	Weight (grams)	Freq Weight %	Cumulative Weight %
-2.25	-2.375	0.000	0.000	0.000
-2.00	-2.125	0.000	0.000	0.000
-1.75	-1.875	0.000	0.000	0.000
-1.50	-1.625	0.076	0.114	0.114
-1.25	-1.375	0.000	0.000	0.114
-1.00	-1.125	0.021	0.031	0.145
-0.75	-0.875	0.025	0.037	0.182
-0.50	-0.625	0.123	0.184	0.366
-0.25	-0.375	0.455	0.681	1.047
0.00	-0.125	0.732	1.095	2.142
0.25	0.125	0.994	1.487	3.629
0.50	0.375	2.019	3.020	6.648
0.75	0.625	3.079	4.605	11.254
1.00	0.875	5.114	7.649	18.902
1.25	1.125	6.096	9.118	28.020
1.50	1.375	11.106	16.611	44.631
1.75	1.625	14.319	21.417	66.048
2.00	1.875	11.910	17.814	83.862
2.25	2.125	6.913	10.340	94.201
2.50	2.375	2.148	3.213	97.414
2.75	2.625	1.064	1.591	99.005
3.00	2.875	0.360	0.538	99.544
3.25	3.125	0.180	0.269	99.813
3.50	3.375	0.077	0.115	99.928
3.75	3.625	0.034	0.051	99.979
4.00	3.875	0.014	0.021	100.000
5.00	4.50	0.000	0.000	100.000

Statistical Results			
Mean:	1.4825	phi	(0.3579 mm)
Standard Dev:	0.6057	phi-units	(0.6571 mm)
Skewness:	-0.6950	dimensionless	
Kurtosis:	4.5007	dimensionless	
5th Moment:	-8.6671	dimensionless	
6th Moment:	46.8632	dimensionless	
RARD *	0.4086	dimensionless	
Median	1.4377	phi	(0.3692 mm)

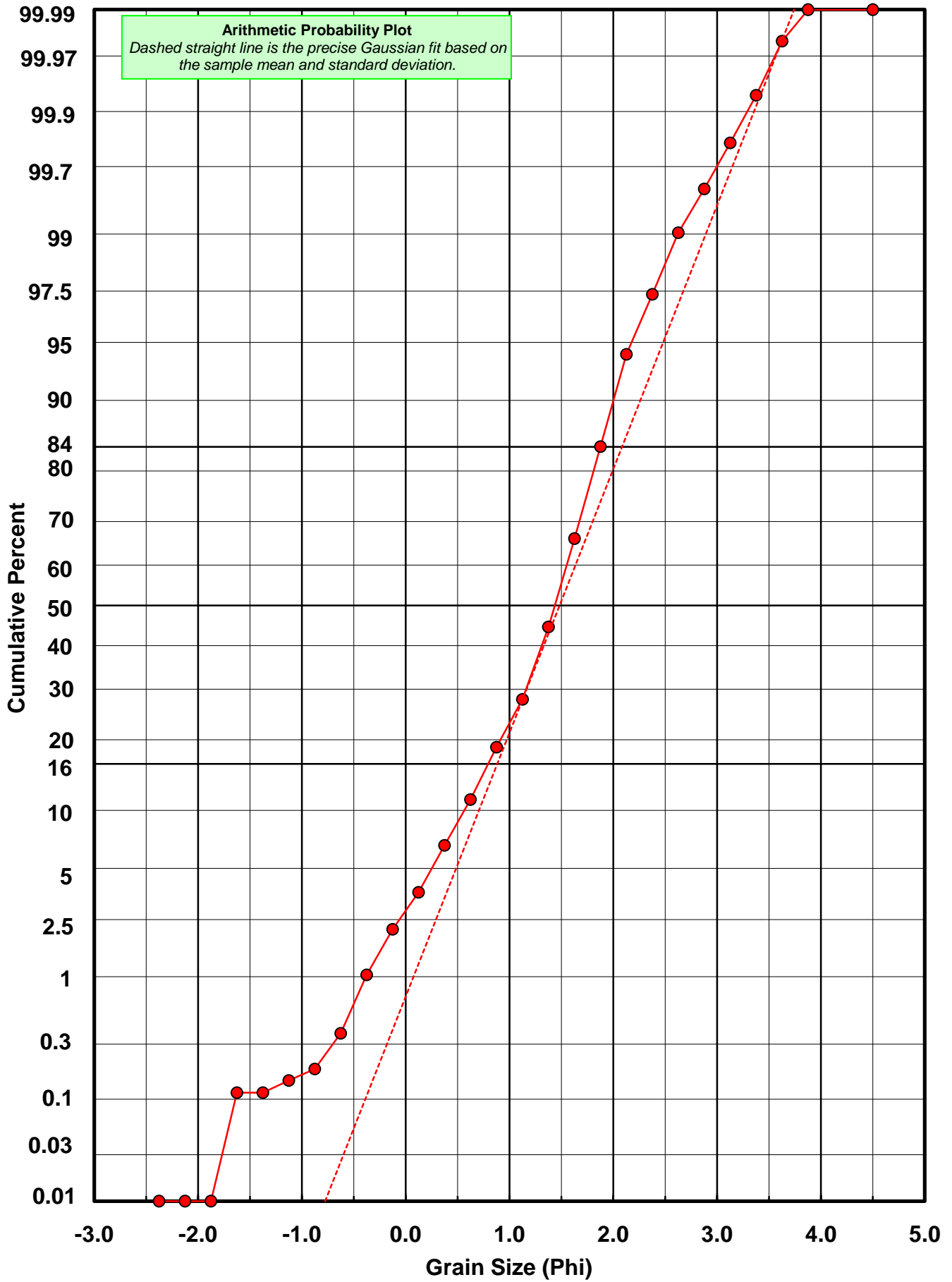
* RARD = reciprocal absolute relative dispersion (see below)

Statistical Explanation	
Calculations based on the Method of Moments	
Skewness: 3rd Stand. Moment; Exact Gaussian = 0.0	
Kurtosis: 4th Stand. Moment; Exact Gaussian = 3.0	
For Further Explanation, See Basille et al. 2002	
Millimeter data calculated by $mm = 2^{(-\phi)}$	

Reciprocal Absolute Relative Dispersion (RARD) Scale	
< 0.5	Excellent homogeneity (e.g., beaches)
0.5 to 1.0	Good homogeneity
1.0 to 1.33	Fair homogeneity
> 1.33	Poor homogeneity (e.g., glacial)



IR-20-BB



Carbonate Grain Size Distribution

Onshore Grab Sample

Sample: IR-20-BB

Total Carbonate Mass: 20.799 grams

% Carbonate: 31.1 %

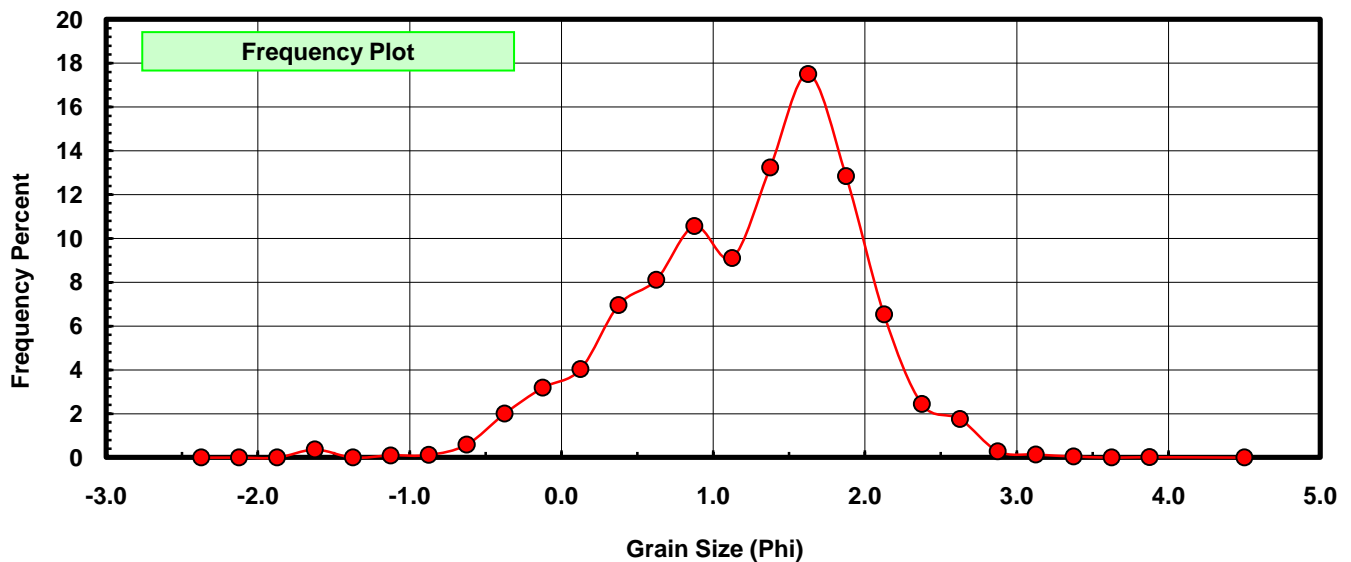
Sieve Size (phi)	Sieve Midpt (phi)	Weight (grams)	Freq Weight %	Cumulative Weight %
-2.25	-2.375	0.000	0.000	0.000
-2.00	-2.125	0.000	0.000	0.000
-1.75	-1.875	0.000	0.000	0.000
-1.50	-1.625	0.076	0.365	0.365
-1.25	-1.375	0.000	0.000	0.365
-1.00	-1.125	0.021	0.101	0.466
-0.75	-0.875	0.025	0.120	0.587
-0.50	-0.625	0.123	0.591	1.178
-0.25	-0.375	0.417	2.005	3.183
0.00	-0.125	0.663	3.188	6.370
0.25	0.125	0.839	4.034	10.404
0.50	0.375	1.447	6.957	17.361
0.75	0.625	1.689	8.121	25.482
1.00	0.875	2.197	10.563	36.045
1.25	1.125	1.895	9.111	45.156
1.50	1.375	2.755	13.246	58.402
1.75	1.625	3.641	17.506	75.907
2.00	1.875	2.672	12.847	88.754
2.25	2.125	1.359	6.534	95.288
2.50	2.375	0.508	2.442	97.731
2.75	2.625	0.367	1.765	99.495
3.00	2.875	0.060	0.288	99.784
3.25	3.125	0.030	0.144	99.928
3.50	3.375	0.011	0.053	99.981
3.75	3.625	0.000	0.000	99.981
4.00	3.875	0.004	0.019	100.000
5.00	4.500	0.000	0.000	100.000

Statistical Results			
Mean:	1.2195	phi	(0.4294 mm)
Standard Dev:	0.7492	phi-units	(0.5949 mm)
Skewness:	-0.5114	dimensionless	
Kurtosis:	3.1562	dimensionless	
5th Moment:	-4.6584	dimensionless	
6th Moment:	21.0541	dimensionless	
RARD *	0.6143	dimensionless	
Median	1.2164	phi	(0.4303 mm)

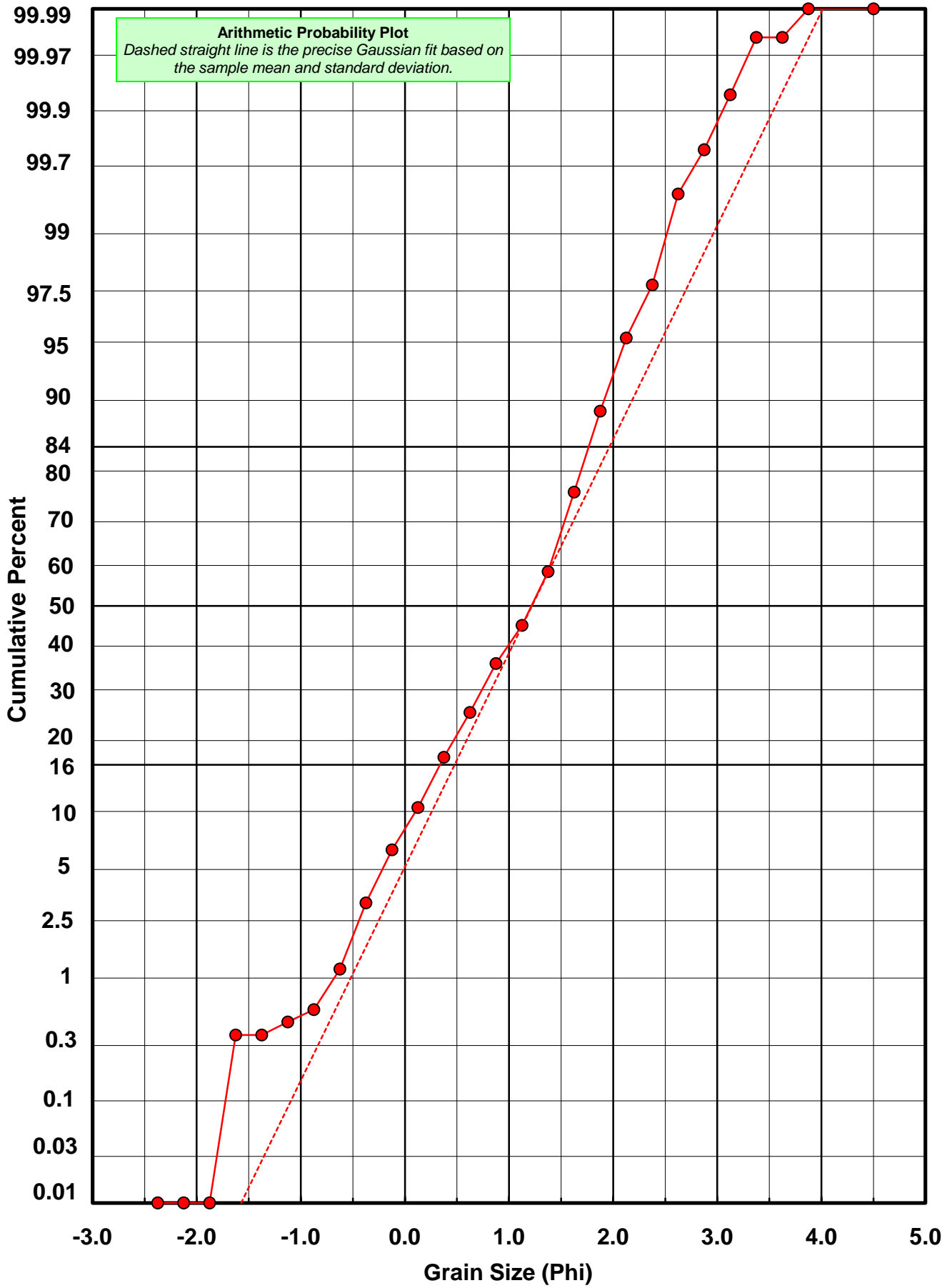
* RARD = reciprocal absolute relative dispersion (see below)

Statistical Explanation	
Calculations based on the Method of Moments	
Skewness: 3rd Stand. Moment; Exact Gaussian = 0.0	
Kurtosis: 4th Stand. Moment; Exact Gaussian = 3.0	
For Further Explanation, See Basille et al. 2002	
Millimeter data calculated by $mm = 2^{(-\phi)}$	

Reciprocal Absolute Relative Dispersion (RARD) Scale	
< 0.5	Excellent homogeneity (e.g., beaches)
0.5 to 1.0	Good homogeneity
1.0 to 1.33	Fair homogeneity
> 1.33	Poor homogeneity (e.g., glacial)



IR-20-BB



Post-Digestion Grain Size Distribution

Onshore Grab Sample

Sample: IR-20-BB

Total Digested Mass: 46.060 grams

% Silica: 68.9 %

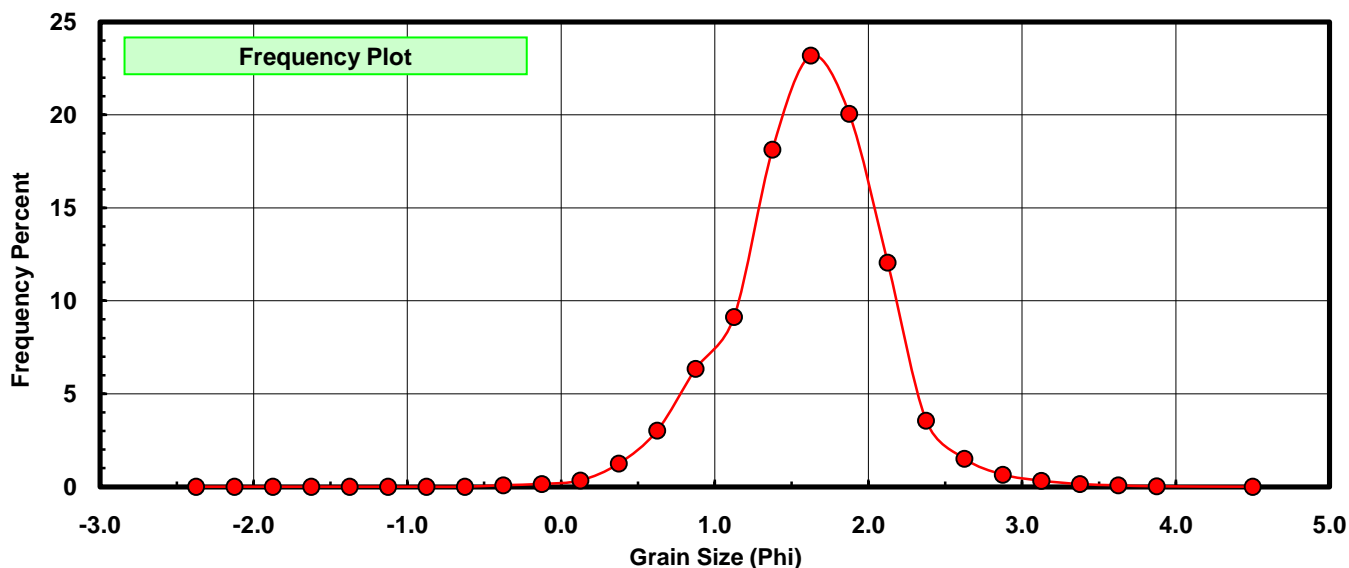
Sieve Size (phi)	Sieve Midpt (phi)	Weight (grams)	Freq Weight %	Cumulative Weight %
-2.25	-2.375	0.000	0.000	0.000
-2.00	-2.125	0.000	0.000	0.000
-1.75	-1.875	0.000	0.000	0.000
-1.50	-1.625	0.000	0.000	0.000
-1.25	-1.375	0.000	0.000	0.000
-1.00	-1.125	0.000	0.000	0.000
-0.75	-0.875	0.000	0.000	0.000
-0.50	-0.625	0.000	0.000	0.000
-0.25	-0.375	0.038	0.083	0.083
0.00	-0.125	0.069	0.150	0.232
0.25	0.125	0.155	0.337	0.569
0.50	0.375	0.572	1.242	1.811
0.75	0.625	1.390	3.018	4.828
1.00	0.875	2.917	6.333	11.162
1.25	1.125	4.201	9.121	20.282
1.50	1.375	8.351	18.131	38.413
1.75	1.625	10.678	23.183	61.596
2.00	1.875	9.238	20.056	81.652
2.25	2.125	5.554	12.058	93.710
2.50	2.375	1.640	3.561	97.271
2.75	2.625	0.697	1.513	98.784
3.00	2.875	0.300	0.651	99.436
3.25	3.125	0.150	0.326	99.761
3.50	3.375	0.066	0.143	99.904
3.75	3.625	0.034	0.074	99.978
4.00	3.875	0.010	0.022	100.000
5.00	4.500	0.000	0.000	100.000

Statistical Results			
Mean:	1.6013	phi	(0.3296 mm)
Standard Dev:	0.4933	phi-units	(0.7104 mm)
Skewness:	-0.1390	dimensionless	
Kurtosis:	3.9163	dimensionless	
5th Moment:	-0.1360	dimensionless	
6th Moment:	30.0842	dimensionless	
RARD *	0.3080	dimensionless	
Median	1.5000	phi	(0.3536 mm)

* RARD = reciprocal absolute relative dispersion (see below)

Statistical Explanation	
Calculations based on the Method of Moments	
Skewness: 3rd Stand. Moment; Exact Gaussian = 0.0	
Kurtosis: 4th Stand. Moment; Exact Gaussian = 3.0	
For Further Explanation, See Basille et al. 2002	
Millimeter data calculated by $mm = 2^{(-\phi)}$	

Reciprocal Absolute Relative Dispersion (RARD) Scale	
< 0.5	Excellent homogeneity (e.g., beaches)
0.5 to 1.0	Good homogeneity
1.0 to 1.33	Fair homogeneity
> 1.33	Poor homogeneity (e.g., glacial)



IR-20-BB

