

Onshore Grab Sample

Sample: IR-17
Sample Taken By: D. Phelps
Sample Collected On: 10/30/08
Splits? N/A

County: Indian River
Latitude: 27° 39' 19.4"
Longitude: 80° 21' 21.0"
Datum: WGS 84
Surf. Elev: 0
Datum: N/A

Fine Data Summary

Total Sample Weight 58.048 grams
Total Fines in Sample 0.118 grams
Total Percent Fines 0.20 %

Dry Sieving Summary

Total Sample Weight 58.003 grams
Total Digested Weight 41.861 grams
Total Carbonate Weight 16.142 grams
Total Silica % 72.17 %
Total Carbonate % 27.83 %
Carbonate/Silica Ratio 0.386

General Comments:

None

Description

Worked By: M. Ladle

Pre-Digestion Grain Size Distribution

Onshore Grab Sample

Sample: IR-17

Total Sample Mass: 58.003 grams

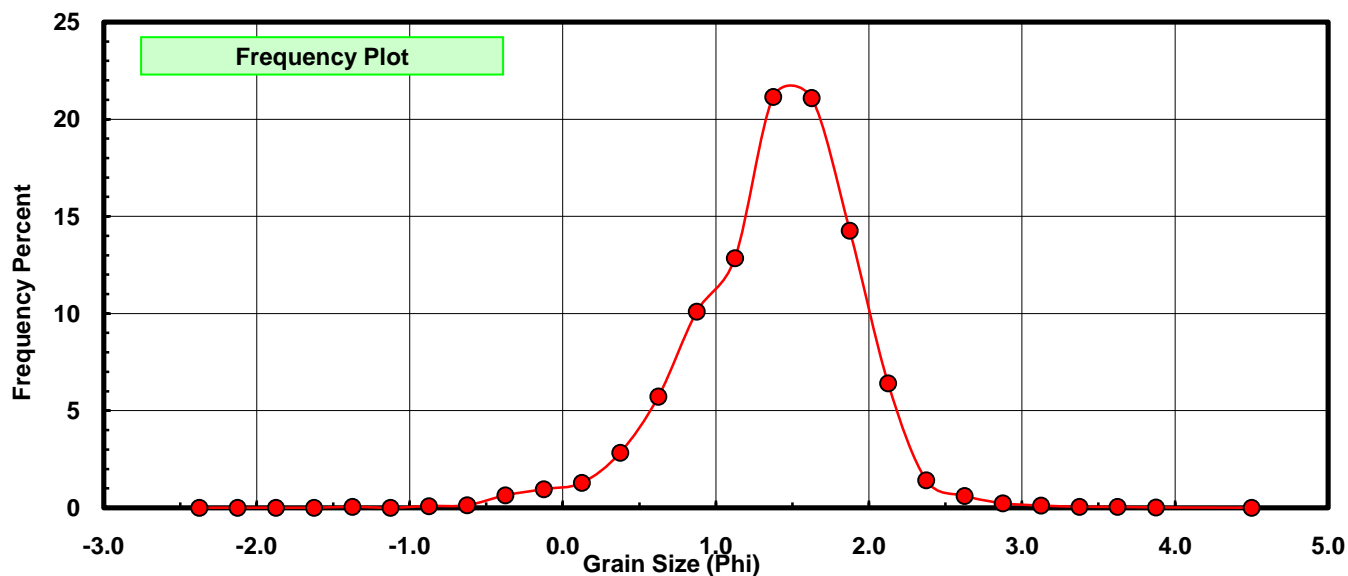
Sieve Size (phi)	Sieve Midpt (phi)	Weight (grams)	Freq Weight %	Cumulative Weight %
-2.25	-2.375	0.000	0.000	0.000
-2.00	-2.125	0.000	0.000	0.000
-1.75	-1.875	0.000	0.000	0.000
-1.50	-1.625	0.000	0.000	0.000
-1.25	-1.375	0.025	0.043	0.043
-1.00	-1.125	0.000	0.000	0.043
-0.75	-0.875	0.049	0.084	0.128
-0.50	-0.625	0.074	0.128	0.255
-0.25	-0.375	0.370	0.638	0.893
0.00	-0.125	0.553	0.953	1.846
0.25	0.125	0.742	1.279	3.126
0.50	0.375	1.642	2.831	5.957
0.75	0.625	3.319	5.722	11.679
1.00	0.875	5.853	10.091	21.770
1.25	1.125	7.450	12.844	34.614
1.50	1.375	12.261	21.139	55.752
1.75	1.625	12.232	21.089	76.841
2.00	1.875	8.275	14.267	91.107
2.25	2.125	3.719	6.412	97.519
2.50	2.375	0.821	1.415	98.935
2.75	2.625	0.356	0.614	99.548
3.00	2.875	0.135	0.233	99.781
3.25	3.125	0.064	0.110	99.891
3.50	3.375	0.030	0.052	99.943
3.75	3.625	0.024	0.041	99.984
4.00	3.875	0.009	0.016	100.000
5.00	4.50	0.000	0.000	100.000

Statistical Results			
Mean:	1.3759	phi	(0.3853 mm)
Standard Dev:	0.5430	phi-units	(0.6863 mm)
Skewness:	-0.5631	dimensionless	
Kurtosis:	4.2814	dimensionless	
5th Moment:	-5.9510	dimensionless	
6th Moment:	39.4545	dimensionless	
RARD *	0.3947	dimensionless	
Median	1.3070	phi	(0.4042 mm)

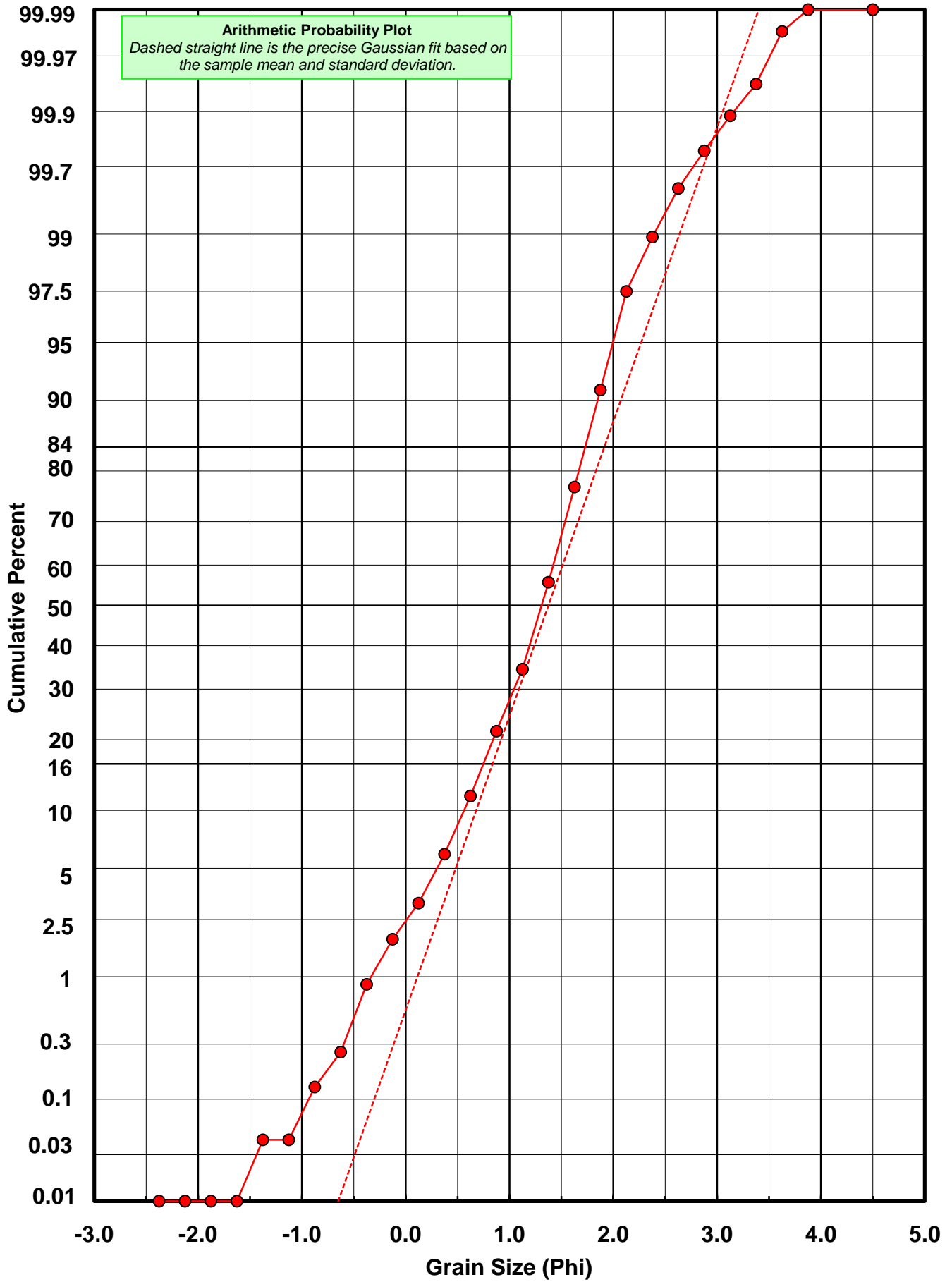
* RARD = reciprocal absolute relative dispersion (see below)

Statistical Explanation
Calculations based on the Method of Moments
Skewness: 3rd Stand. Moment; Exact Gaussian = 0.0
Kurtosis: 4th Stand. Moment; Exact Gaussian = 3.0
For Further Explanation, See Basille et al. 2002
Millimeter data calculated by $mm = 2^{(-phi)}$

Reciprocal Absolute Relative Dispersion (RARD) Scale	
< 0.5	Excellent homogeneity (e.g., beaches)
0.5 to 1.0	Good homogeneity
1.0 to 1.33	Fair homogeneity
> 1.33	Poor homogeneity (e.g., glacial)



IR-17



Carbonate Grain Size Distribution

Onshore Grab Sample

Sample: IR-17

Total Carbonate Mass: 16.177 grams

% Carbonate: 27.8 %

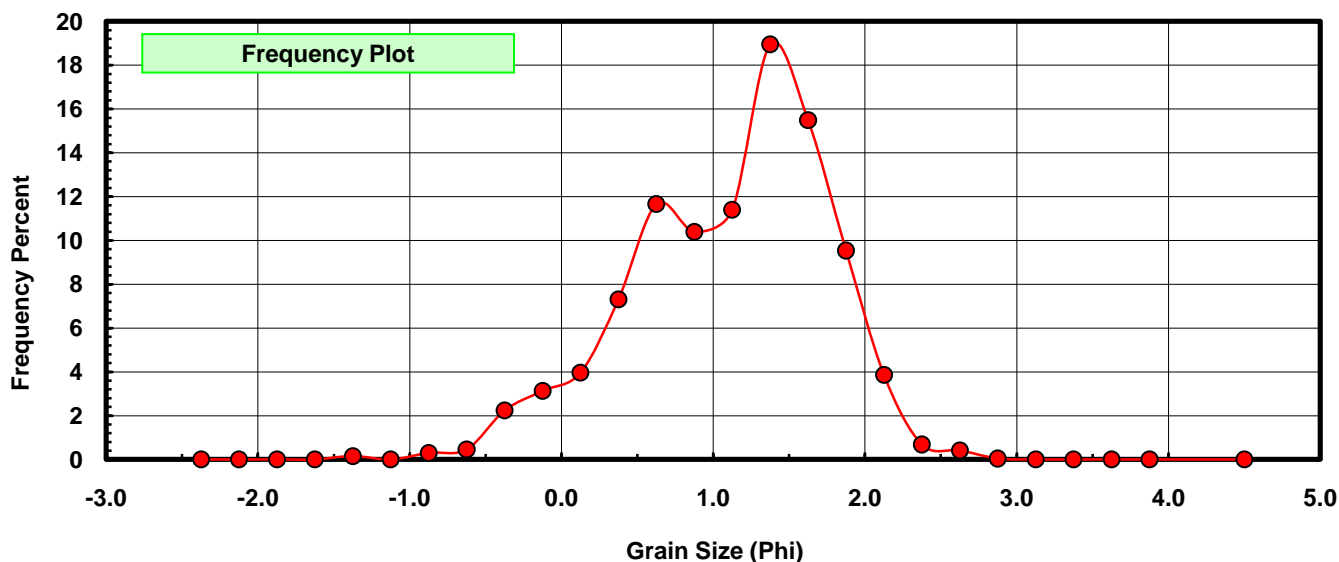
Sieve Size (phi)	Sieve Midpt (phi)	Weight (grams)	Freq Weight %	Cumulative Weight %
-2.25	-2.375	0.000	0.000	0.000
-2.00	-2.125	0.000	0.000	0.000
-1.75	-1.875	0.000	0.000	0.000
-1.50	-1.625	0.000	0.000	0.000
-1.25	-1.375	0.025	0.155	0.155
-1.00	-1.125	0.000	0.000	0.155
-0.75	-0.875	0.049	0.303	0.457
-0.50	-0.625	0.074	0.457	0.915
-0.25	-0.375	0.362	2.238	3.153
0.00	-0.125	0.507	3.134	6.287
0.25	0.125	0.642	3.969	10.255
0.50	0.375	1.182	7.307	17.562
0.75	0.625	1.886	11.659	29.220
1.00	0.875	1.682	10.397	39.618
1.25	1.125	1.845	11.405	51.023
1.50	1.375	3.066	18.953	69.976
1.75	1.625	2.505	15.485	85.461
2.00	1.875	1.543	9.538	94.999
2.25	2.125	0.624	3.857	98.856
2.50	2.375	0.111	0.686	99.543
2.75	2.625	0.067	0.414	99.957
3.00	2.875	0.007	0.043	100.000
3.25	3.125	0.000	0.000	100.000
3.50	3.375	0.000	0.000	100.000
3.75	3.625	0.000	0.000	100.000
4.00	3.875	0.000	0.000	100.000
5.00	4.500	0.000	0.000	100.000

Statistical Results			
Mean:	1.1060	phi	(0.4646 mm)
Standard Dev:	0.6653	phi-units	(0.6305 mm)
Skewness:	-0.5134	dimensionless	
Kurtosis:	2.8354	dimensionless	
5th Moment:	-3.8710	dimensionless	
6th Moment:	14.9716	dimensionless	
RARD *	0.6016	dimensionless	
Median	1.1026	phi	(0.4657 mm)

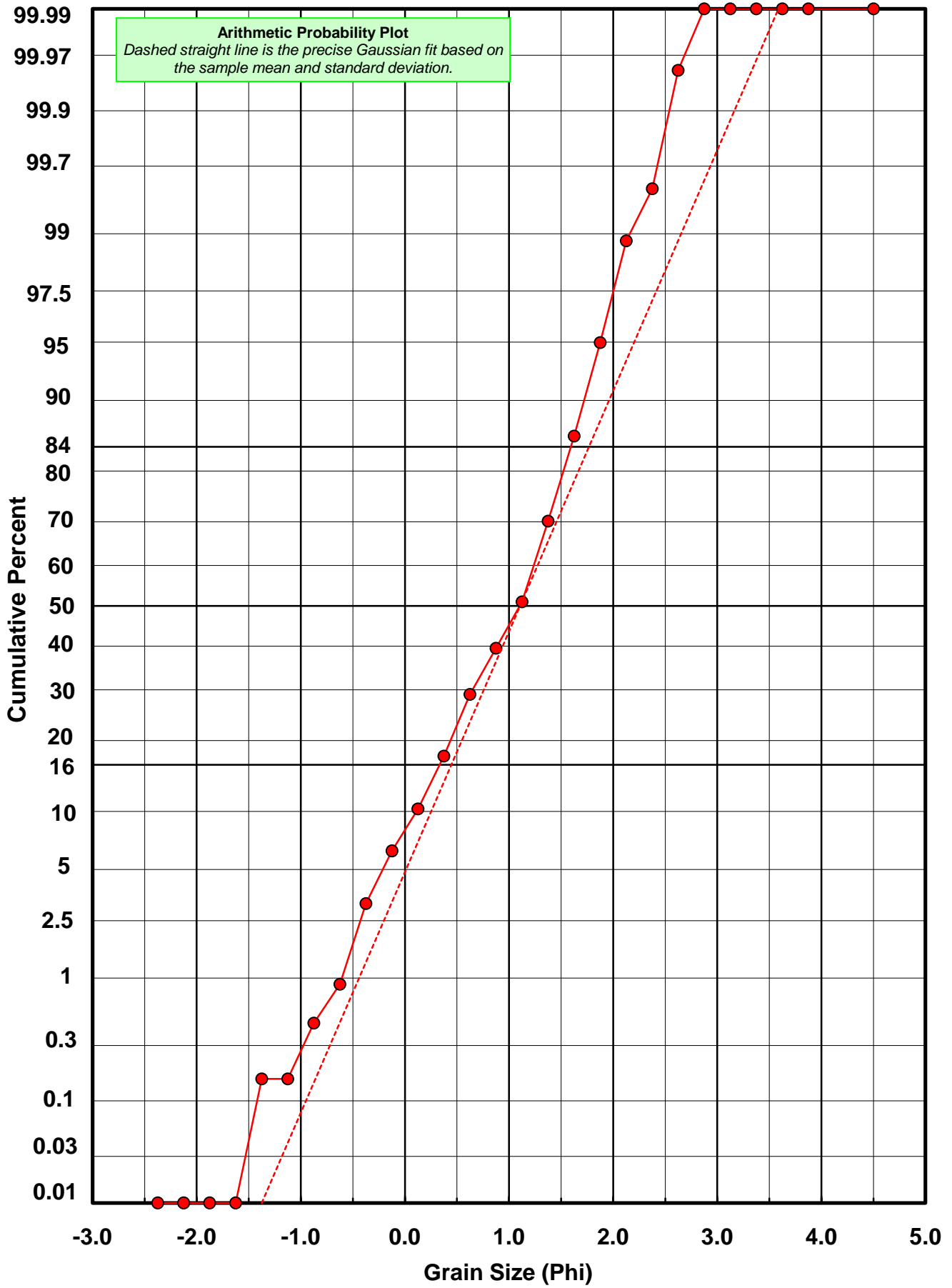
* RARD = reciprocal absolute relative dispersion (see below)

Statistical Explanation	
Calculations based on the Method of Moments	
Skewness: 3rd Stand. Moment; Exact Gaussian = 0.0	
Kurtosis: 4th Stand. Moment; Exact Gaussian = 3.0	
For Further Explanation, See Basille et al. 2002	
Millimeter data calculated by $mm = 2^{(-\phi)}$	

Reciprocal Absolute Relative Dispersion (RARD) Scale	
< 0.5	Excellent homogeneity (e.g., beaches)
0.5 to 1.0	Good homogeneity
1.0 to 1.33	Fair homogeneity
> 1.33	Poor homogeneity (e.g., glacial)



IR-17



Post-Digestion Grain Size Distribution

Onshore Grab Sample

Sample: IR-17

Total Digested Mass: 41.861 grams

% Silica: 72.2 %

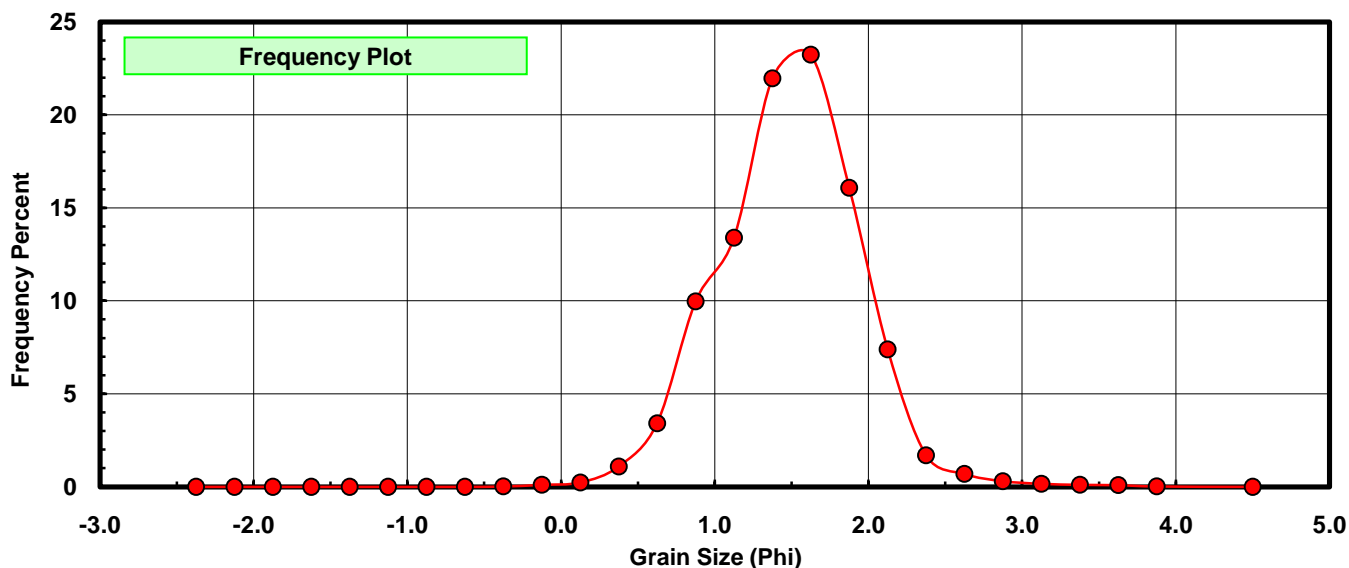
Sieve Size (phi)	Sieve Midpt (phi)	Weight (grams)	Freq Weight %	Cumulative Weight %
-2.25	-2.375	0.000	0.000	0.000
-2.00	-2.125	0.000	0.000	0.000
-1.75	-1.875	0.000	0.000	0.000
-1.50	-1.625	0.000	0.000	0.000
-1.25	-1.375	0.000	0.000	0.000
-1.00	-1.125	0.000	0.000	0.000
-0.75	-0.875	0.000	0.000	0.000
-0.50	-0.625	0.000	0.000	0.000
-0.25	-0.375	0.008	0.019	0.019
0.00	-0.125	0.046	0.110	0.129
0.25	0.125	0.100	0.239	0.368
0.50	0.375	0.460	1.099	1.467
0.75	0.625	1.433	3.423	4.890
1.00	0.875	4.171	9.964	14.854
1.25	1.125	5.605	13.390	28.243
1.50	1.375	9.195	21.966	50.209
1.75	1.625	9.727	23.236	73.445
2.00	1.875	6.732	16.082	89.527
2.25	2.125	3.095	7.394	96.921
2.50	2.375	0.710	1.696	98.617
2.75	2.625	0.289	0.690	99.307
3.00	2.875	0.128	0.306	99.613
3.25	3.125	0.069	0.165	99.778
3.50	3.375	0.046	0.110	99.888
3.75	3.625	0.038	0.091	99.979
4.00	3.875	0.009	0.021	100.000
5.00	4.500	0.000	0.000	100.000

Statistical Results			
Mean:	1.4819	phi	(0.358 mm)
Standard Dev:	0.4585	phi-units	(0.7277 mm)
Skewness:	0.1129	dimensionless	
Kurtosis:	3.9721	dimensionless	
5th Moment:	4.2043	dimensionless	
6th Moment:	37.9488	dimensionless	
RARD *	0.3094	dimensionless	
Median	1.3726	phi	(0.3862 mm)

* RARD = reciprocal absolute relative dispersion (see below)

Statistical Explanation	
Calculations based on the Method of Moments	
Skewness: 3rd Stand. Moment; Exact Gaussian = 0.0	
Kurtosis: 4th Stand. Moment; Exact Gaussian = 3.0	
For Further Explanation, See Basille et al. 2002	
Millimeter data calculated by $mm = 2^{(-\phi)}$	

Reciprocal Absolute Relative Dispersion (RARD) Scale	
< 0.5	Excellent homogeneity (e.g., beaches)
0.5 to 1.0	Good homogeneity
1.0 to 1.33	Fair homogeneity
> 1.33	Poor homogeneity (e.g., glacial)



IR-17

