

Onshore Grab Sample

Sample: IR-16
Sample Taken By: D. Phelps
Sample Collected On: 10/30/08
Splits? N/A

County: Indian River
Latitude: 27° 40' 06.9"
Longitude: 80° 21' 35.7"
Datum: WGS 84
Surf. Elev: 0
Datum: N/A

Fine Data Summary

Total Sample Weight 51.387 grams
Total Fines in Sample 0.159 grams
Total Percent Fines 0.31 %

Dry Sieving Summary

Total Sample Weight 51.216 grams
Total Digested Weight 39.059 grams
Total Carbonate Weight 12.157 grams
Total Silica % 76.26 %
Total Carbonate % 23.74 %
Carbonate/Silica Ratio 0.311

General Comments:

None

Description

Worked By: M. Ladle

Pre-Digestion Grain Size Distribution

Onshore Grab Sample

Sample: IR-16

Total Sample Mass: 51.216 grams

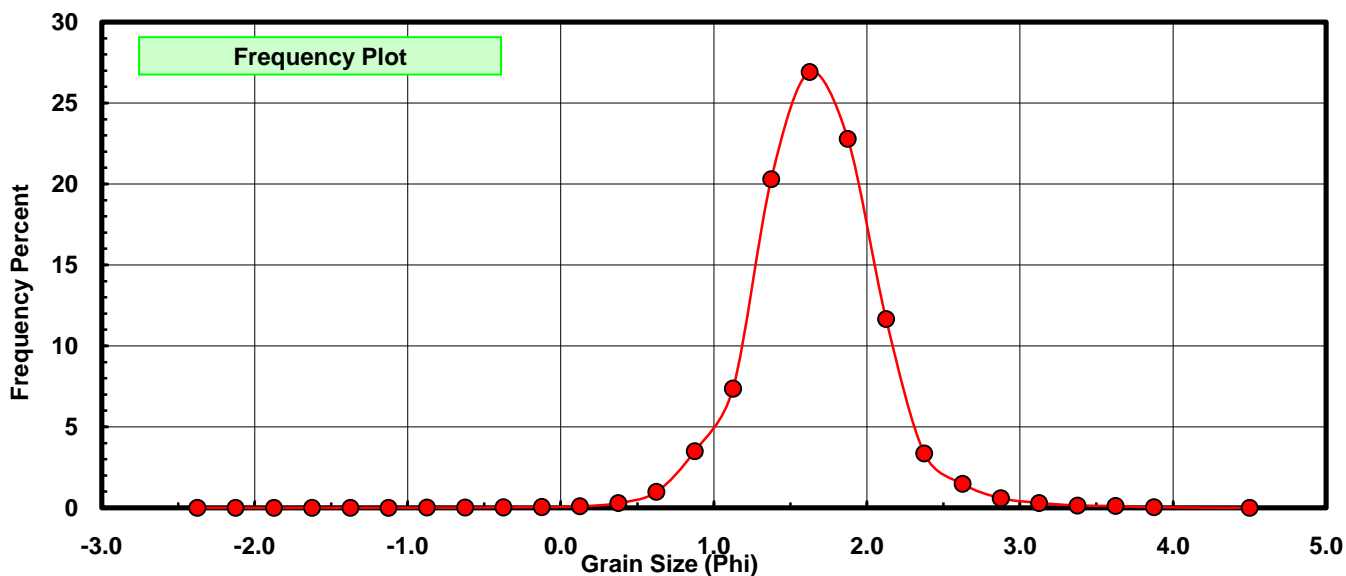
Sieve Size (phi)	Sieve Midpt (phi)	Weight (grams)	Freq Weight %	Cumulative Weight %
-2.25	-2.375	0.000	0.000	0.000
-2.00	-2.125	0.000	0.000	0.000
-1.75	-1.875	0.000	0.000	0.000
-1.50	-1.625	0.000	0.000	0.000
-1.25	-1.375	0.000	0.000	0.000
-1.00	-1.125	0.000	0.000	0.000
-0.75	-0.875	0.005	0.010	0.010
-0.50	-0.625	0.006	0.012	0.021
-0.25	-0.375	0.015	0.029	0.051
0.00	-0.125	0.025	0.049	0.100
0.25	0.125	0.046	0.090	0.189
0.50	0.375	0.148	0.289	0.478
0.75	0.625	0.502	0.980	1.459
1.00	0.875	1.790	3.495	4.954
1.25	1.125	3.770	7.361	12.315
1.50	1.375	10.394	20.294	32.609
1.75	1.625	13.785	26.915	59.524
2.00	1.875	11.674	22.794	82.318
2.25	2.125	5.976	11.668	93.986
2.50	2.375	1.718	3.354	97.341
2.75	2.625	0.754	1.472	98.813
3.00	2.875	0.305	0.596	99.408
3.25	3.125	0.156	0.305	99.713
3.50	3.375	0.073	0.143	99.856
3.75	3.625	0.057	0.111	99.967
4.00	3.875	0.017	0.033	100.000
5.00	4.50	0.000	0.000	100.000

Statistical Results			
Mean:	1.6672	phi	(0.3149 mm)
Standard Dev:	0.4199	phi-units	(0.7475 mm)
Skewness:	0.1912	dimensionless	
Kurtosis:	5.0187	dimensionless	
5th Moment:	3.3961	dimensionless	
6th Moment:	61.5164	dimensionless	
RARD *	0.2518	dimensionless	
Median	1.5365	phi	(0.3447 mm)

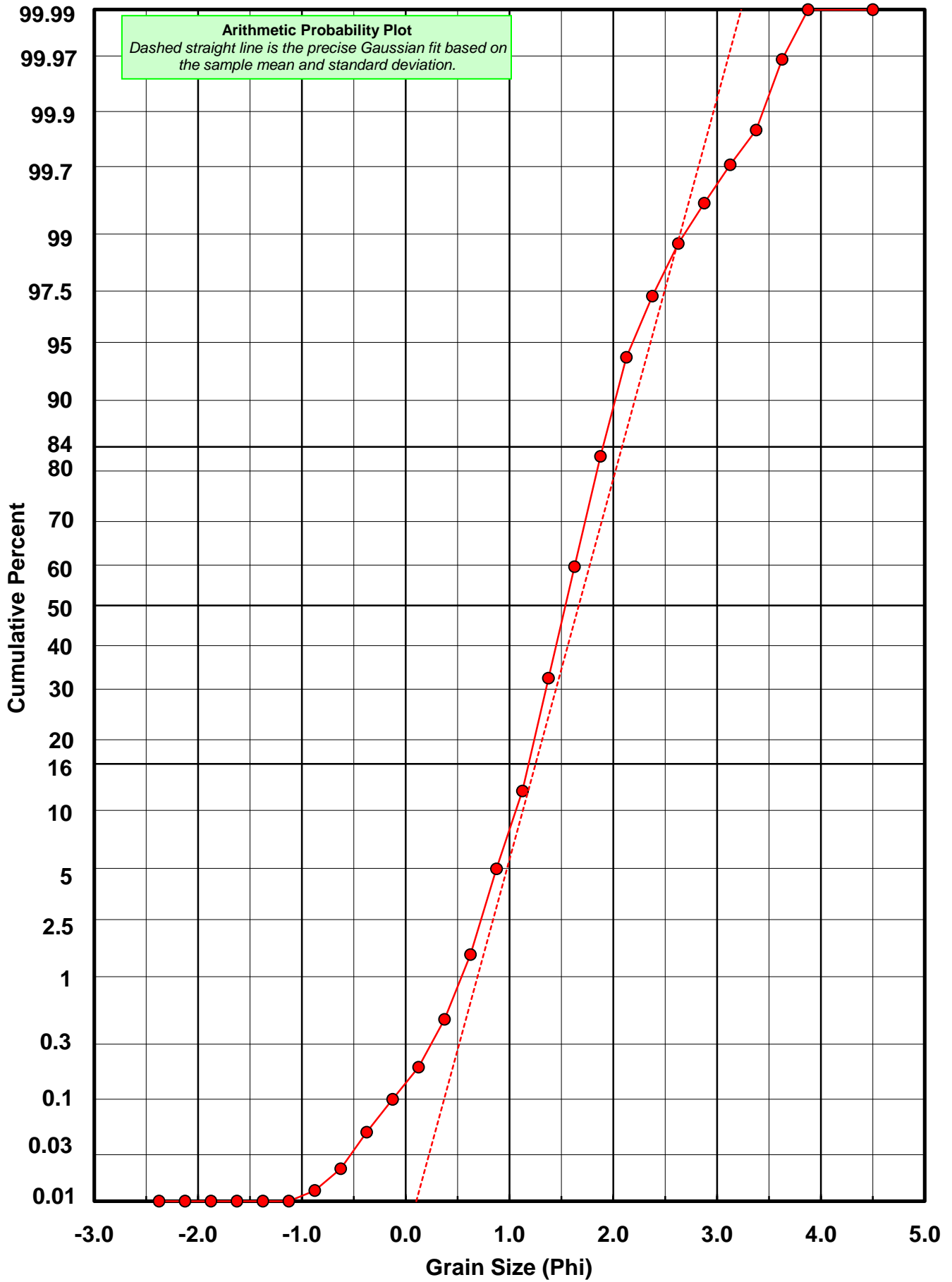
* RARD = reciprocal absolute relative dispersion (see below)

Statistical Explanation	
Calculations based on the Method of Moments	
Skewness: 3rd Stand. Moment; Exact Gaussian = 0.0	
Kurtosis: 4th Stand. Moment; Exact Gaussian = 3.0	
For Further Explanation, See Basille et al. 2002	
Millimeter data calculated by $mm = 2^{(-\phi)}$	

Reciprocal Absolute Relative Dispersion (RARD) Scale	
< 0.5	Excellent homogeneity (e.g., beaches)
0.5 to 1.0	Good homogeneity
1.0 to 1.33	Fair homogeneity
> 1.33	Poor homogeneity (e.g., glacial)



IR-16



Carbonate Grain Size Distribution

Onshore Grab Sample

Sample: IR-16

Total Carbonate Mass: 12.160 grams

% Carbonate: 23.7 %

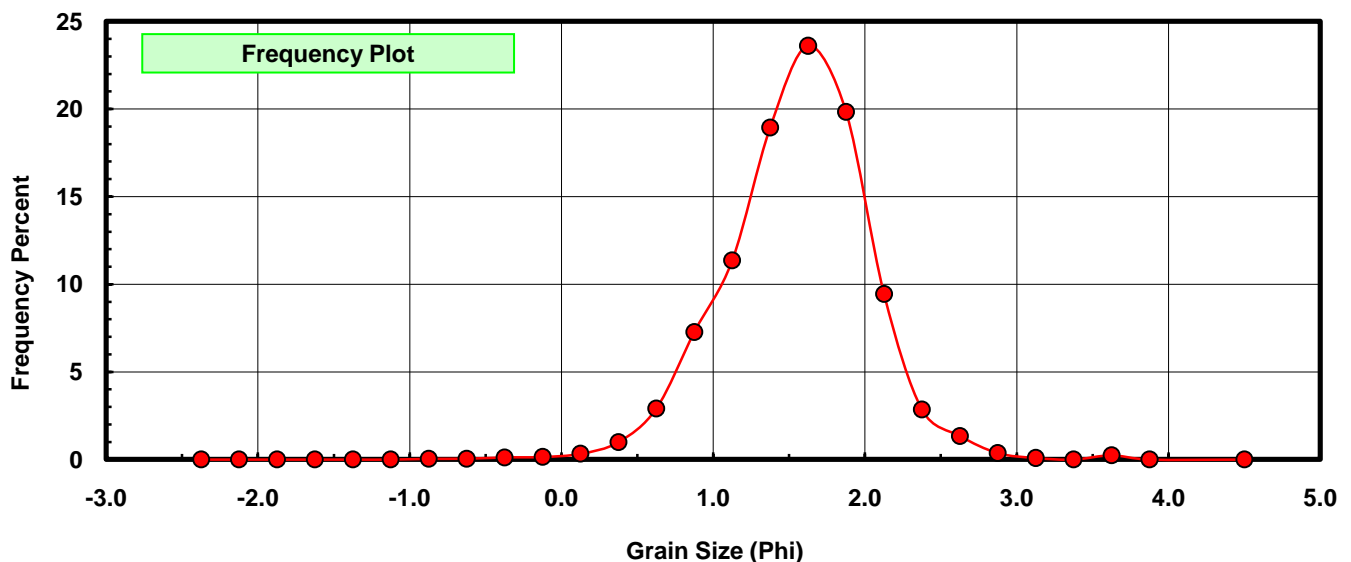
Sieve Size (phi)	Sieve Midpt (phi)	Weight (grams)	Freq Weight %	Cumulative Weight %
-2.25	-2.375	0.000	0.000	0.000
-2.00	-2.125	0.000	0.000	0.000
-1.75	-1.875	0.000	0.000	0.000
-1.50	-1.625	0.000	0.000	0.000
-1.25	-1.375	0.000	0.000	0.000
-1.00	-1.125	0.000	0.000	0.000
-0.75	-0.875	0.005	0.041	0.041
-0.50	-0.625	0.006	0.049	0.090
-0.25	-0.375	0.015	0.123	0.214
0.00	-0.125	0.018	0.148	0.362
0.25	0.125	0.040	0.329	0.691
0.50	0.375	0.121	0.995	1.686
0.75	0.625	0.355	2.919	4.605
1.00	0.875	0.885	7.278	11.883
1.25	1.125	1.382	11.365	23.248
1.50	1.375	2.304	18.947	42.196
1.75	1.625	2.871	23.610	65.806
2.00	1.875	2.412	19.836	85.641
2.25	2.125	1.149	9.449	95.090
2.50	2.375	0.347	2.854	97.944
2.75	2.625	0.164	1.349	99.293
3.00	2.875	0.045	0.370	99.663
3.25	3.125	0.011	0.090	99.753
3.50	3.375	0.000	0.000	99.753
3.75	3.625	0.030	0.247	100.000
4.00	3.875	0.000	0.000	100.000
5.00	4.500	0.000	0.000	100.000

Statistical Results			
Mean:	1.5551	phi	(0.3403 mm)
Standard Dev:	0.4965	phi-units	(0.7088 mm)
Skewness:	-0.1710	dimensionless	
Kurtosis:	4.1889	dimensionless	
5th Moment:	-1.2299	dimensionless	
6th Moment:	41.9060	dimensionless	
RARD *	0.3193	dimensionless	
Median	1.4576	phi	(0.3641 mm)

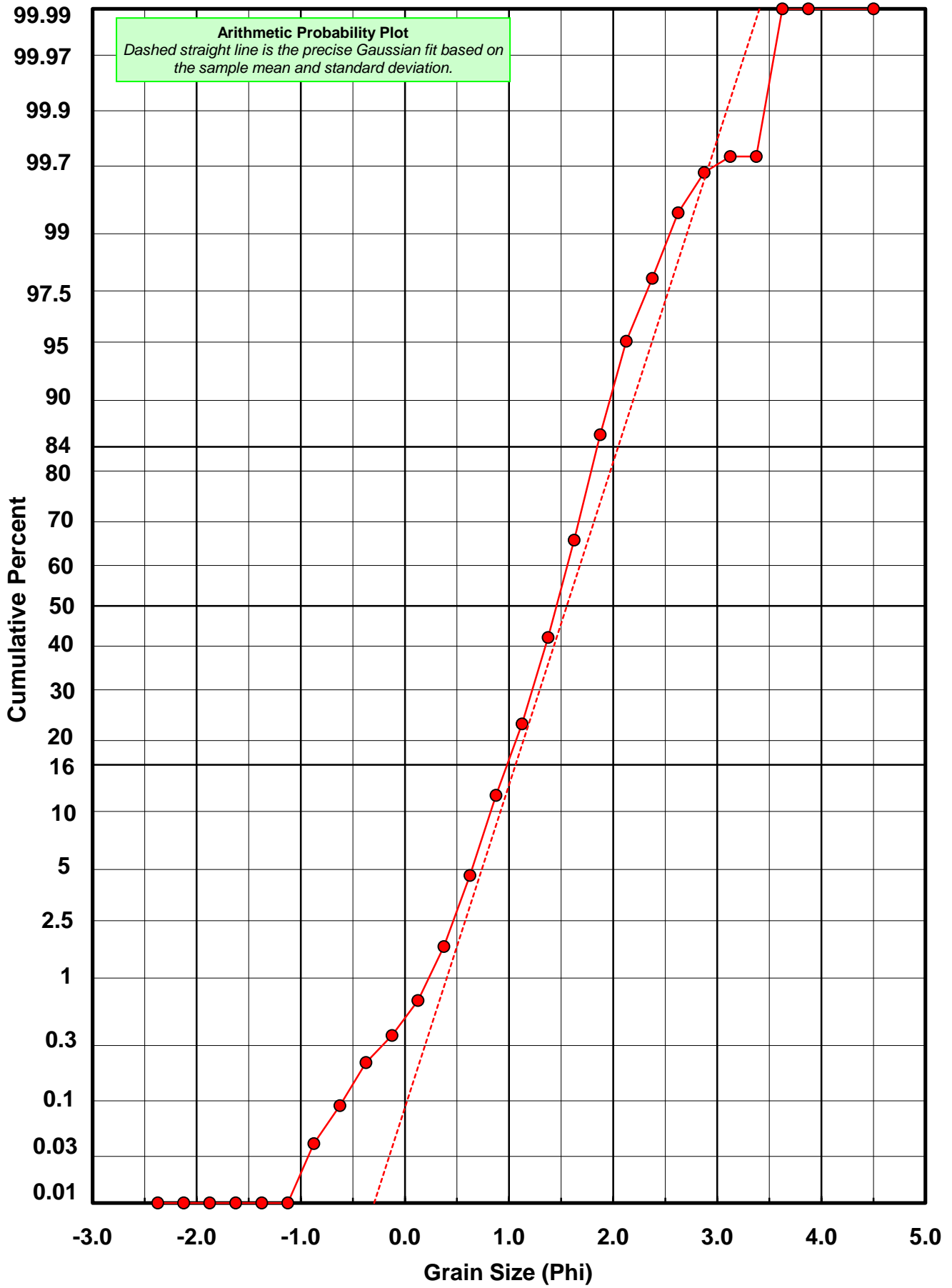
* RARD = reciprocal absolute relative dispersion (see below)

Statistical Explanation	
Calculations based on the Method of Moments	
Skewness: 3rd Stand. Moment; Exact Gaussian = 0.0	
Kurtosis: 4th Stand. Moment; Exact Gaussian = 3.0	
For Further Explanation, See Basille et al. 2002	
Millimeter data calculated by $mm = 2^{(-phi)}$	

Reciprocal Absolute Relative Dispersion (RARD) Scale	
< 0.5	Excellent homogeneity (e.g., beaches)
0.5 to 1.0	Good homogeneity
1.0 to 1.33	Fair homogeneity
> 1.33	Poor homogeneity (e.g., glacial)



IR-16



Post-Digestion Grain Size Distribution

Onshore Grab Sample

Sample: IR-16

Total Digested Mass: 39.059 grams

% Silica: 76.3 %

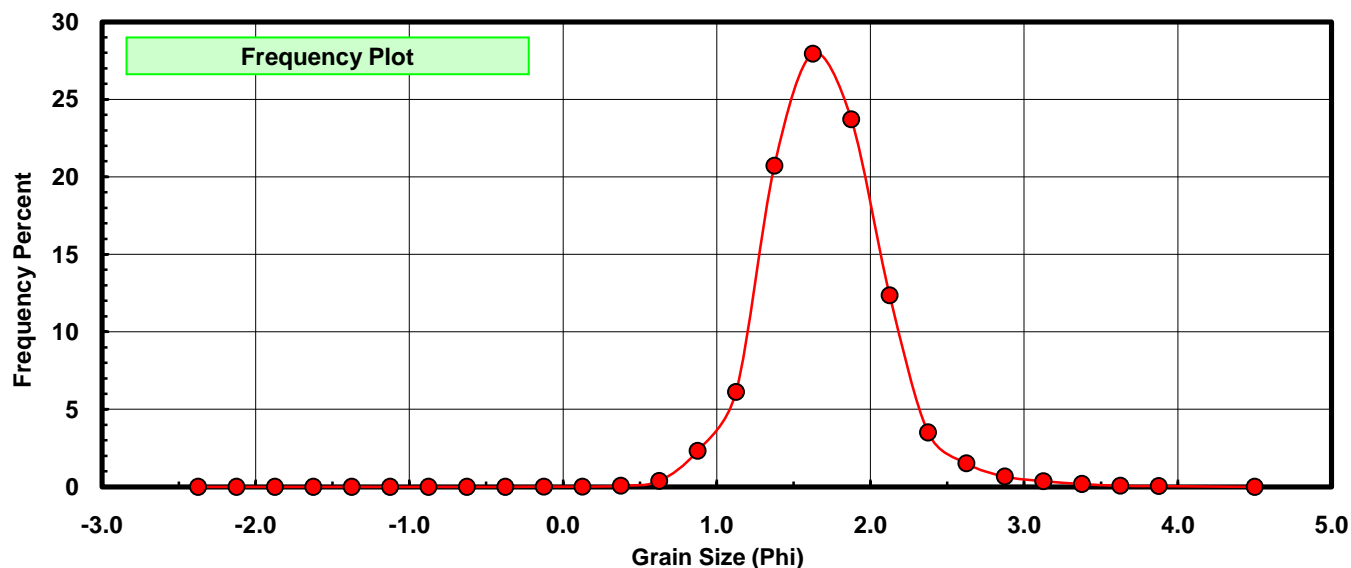
Sieve Size (phi)	Sieve Midpt (phi)	Weight (grams)	Freq Weight %	Cumulative Weight %
-2.25	-2.375	0.000	0.000	0.000
-2.00	-2.125	0.000	0.000	0.000
-1.75	-1.875	0.000	0.000	0.000
-1.50	-1.625	0.000	0.000	0.000
-1.25	-1.375	0.000	0.000	0.000
-1.00	-1.125	0.000	0.000	0.000
-0.75	-0.875	0.000	0.000	0.000
-0.50	-0.625	0.000	0.000	0.000
-0.25	-0.375	0.000	0.000	0.000
0.00	-0.125	0.007	0.018	0.018
0.25	0.125	0.006	0.015	0.033
0.50	0.375	0.027	0.069	0.102
0.75	0.625	0.147	0.376	0.479
1.00	0.875	0.905	2.317	2.796
1.25	1.125	2.388	6.114	8.910
1.50	1.375	8.090	20.712	29.622
1.75	1.625	10.914	27.942	57.564
2.00	1.875	9.262	23.713	81.277
2.25	2.125	4.827	12.358	93.635
2.50	2.375	1.371	3.510	97.145
2.75	2.625	0.590	1.511	98.656
3.00	2.875	0.260	0.666	99.322
3.25	3.125	0.145	0.371	99.693
3.50	3.375	0.073	0.187	99.880
3.75	3.625	0.027	0.069	99.949
4.00	3.875	0.020	0.051	100.000
5.00	4.500	0.000	0.000	100.000

Statistical Results			
Mean:	1.7023	phi	(0.3073 mm)
Standard Dev:	0.3942	phi-units	(0.7609 mm)
Skewness:	0.5554	dimensionless	
Kurtosis:	4.9198	dimensionless	
5th Moment:	10.0610	dimensionless	
6th Moment:	60.0907	dimensionless	
RARD *	0.2316	dimensionless	
Median	1.5573	phi	(0.3398 mm)

* RARD = reciprocal absolute relative dispersion (see below)

Statistical Explanation	
Calculations based on the Method of Moments	
Skewness: 3rd Stand. Moment; Exact Gaussian = 0.0	
Kurtosis: 4th Stand. Moment; Exact Gaussian = 3.0	
For Further Explanation, See Basille et al. 2002	
Millimeter data calculated by $mm = 2^{(-\phi)}$	

Reciprocal Absolute Relative Dispersion (RARD) Scale	
< 0.5	Excellent homogeneity (e.g., beaches)
0.5 to 1.0	Good homogeneity
1.0 to 1.33	Fair homogeneity
> 1.33	Poor homogeneity (e.g., glacial)



IR-16

